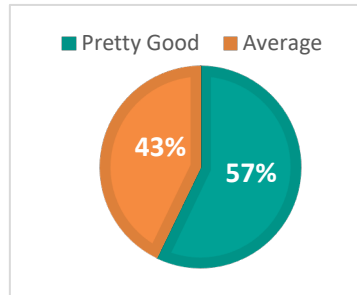


TRANSPORTATION DISADVANTAGED PUBLIC MEETING

November 21, 2019

Surveys Completed: 7 / Event Attendance: 40
Email Addresses Added to Mailing List: 5 / Location: REGIONAL
2045 Plan Outreach Event

How well do you think the transportation system serves the needs of residents and visitors?




Respondents envisioned their ideal transportation system and ranked these 2045 Plan objectives in order of importance. (1-most important, 5-least important)

1. Allow me to have the same travel time on every trip to work.
2. Include well-maintained, high quality infrastructure that supports the economy.
3. Allow me to get from point A to point B conveniently.
4. Have fewer traffic injuries and deaths than exist today.
5. Be environmentally-friendly and provide opportunities for me to be physically active.

Top 3 Desired Changes to Transportation

1 ADD TRANSIT




FREQUENT SERVICE ↔ TO MORE PLACES

2 BETTER CONNECTIONS FROM TRANSIT




TO FINAL DESTINATION

3



OTHER TRANSPORTATION IDEAS

Other responses continued on back page

 **Demographics**

ETHNICITIES:

- 14% Black
- 14% Hispanic
- 43% White
- 29% Prefer Not to Answer

GENERATIONS:

- 43% Born 1946-1964
- 29% Born 1965-1980
- 29% Prefer Not to Answer

(Continued from front page)

OTHER RESPONSES

“More vanpool vehicles for outer loop of Orlando (Apopka, etc.)”

“Electric everything, get rid of gas but have some noise so the blind can hear the cars.”

“Better time scheduling for Access/ LYNX”

