



DATE: Wednesday, September 12, 2018

TIME: 9:00 a.m.

Wireless access available
Network = MpoBoardRoom
Password = mpoaccess

Commissioner Cheryl L. Grieb, Board Chairwoman, Presiding

PLEASE SILENCE CELL PHONES

- | | | |
|------|--|--------------------------------|
| I. | CALL TO ORDER AND PLEDGE OF ALLEGIANCE | Chairwoman Grieb |
| II. | CHAIRWOMAN'S ANNOUNCEMENTS | Chairwoman Grieb |
| III. | EXECUTIVE DIRECTOR'S ANNOUNCEMENTS | Mr. Gary Huttman |
| IV. | CONFIRMATION OF QUORUM | Ms. Cathy Goldfarb |
| V. | AGENDA REVIEW | Mr. Gary Huttman |
| VI. | COMMITTEE REPORTS | |
| | Municipal Advisory Committee | Council President John Dowless |
| | Community Advisory Committee | Mr. Atlee Mercer |
| | Technical Advisory Committee | Mr. Hazem El-Assar |
| | Transportation Systems Management & Operations Committee | Mr. Kelly Brock |

VII. PUBLIC COMMENTS ON ACTION ITEMS

Comments from the public will be heard pertaining to Action Items on the agenda for this meeting. People wishing to speak must complete a "Speakers Introduction Card." Each speaker is limited to two minutes. People wishing to speak on other items will be acknowledged under Agenda Item XIV.

VIII. CONSENT AGENDA

(Tab 1)

- A. Approval of Minutes from July 11, 2018 Board meeting**
- B. Approval of June-July 2018 Financial Report**
- C. Acknowledgement of June-July 2018 Travel Report**
- D. Approval of travel for Commissioner Constantine to attend the NARC Board Retreat in Cleveland, October 2-3**
- E. Ratification of FY 18 Budget Amendment #6**
- F. Approval of FY 19 Budget Amendment #1**
- G. Resolution Amending Investment and Bank Account Signature Authority**
- H. Resolution in support of "Blind Americans Equality Day"**
- I. Resolution in support of "Put the Brakes on Fatalities Day"**

IX. OTHER ACTION ITEMS

- A. 1. Ratification TIP amendment for the US 17/92 & Airport Boulevard Intersection (Tab 2)**
Mr. Keith Caskey, MetroPlan Orlando
- 2. Approval to TIP Roll Forward Amendments (Tab 3)**
Mr. Keith Caskey, MetroPlan Orlando
- 3. Approval of SunRail TIP Roll Forward Amendments (Tab 4)**
Mr. Keith Caskey, MetroPlan Orlando
- (ROLL CALL VOTE REQUIRED)**
- B. Approval of amendments to the 2040 LRTP (ROLL CALL VOTE REQUIRED) (Tab 5)**
Mr. Nick Lepp, MetroPlan Orlando
- C. Approval of Prioritized Project List (Tab 6)**
Draft Priority Project List of the Central Florida MPO Alliance
Mr. Nick Lepp, MetroPlan Orlando

X. INFORMATION ITEMS FOR ACKNOWLEDGEMENT (Action Item)

(Tab 7)

A. Executive Director's Report

B. Status Updates

- FDOT Monthly Construction Status Report – July 2018
- MetroPlan Orlando's Air Quality Report – June-August 2018

C. General Information

- WTS Scholarship & Awards Banquet – September 20, 2018
- Central Florida MPO Alliance Meeting – October 12, 2018
- FDOT On line Public Hearing – December 3-7, 2018
- Holiday Volunteer Appreciation – December 14, 2018
- Executive Committee Meeting - November 14, 2018
- Executive Committee Meeting – December 12, 2018

D. Featured Articles and Research

- “*The Policy Trajectory of Autonomous Vehicles*” Penn Wharton Public Policy Initiative, by John Paul MacDuffie, PhD
<https://publicpolicy.wharton.upenn.edu/issue-brief/v6n4.php>
- “*State DOTs Examine Impact of E-Commerce on Logistics, Transportation,*” ASHTO Journal, June 29, 2018
<http://news.transportation.org/Pages/062918logistics.aspx>
- “*Inclusive Transit: Advancing Equity Through Improved Access & Opportunity*”, Transit Center, July 10, 2018
<http://transitcenter.org>
- Dockless bike, scooter firms clash with U.S. cities over regulations,
https://www.washingtonpost.com/local/trafficandcommuting/dockless-bike-scooter-firms-clash-with-us-cities-over-regulations/2018/08/04/Odb29bd0-9419-11e8-a679-b09212fb69c2_story.html?noredirect=on&utm_term=.9ef4929b2c2

XI. PRESENTATIONS

A. Performance Measures and Targets Preview – Mr. Nick Lepp, MetroPlan Orlando

XII. BOARD MEMBER COMMENTS

XIII. PUBLIC COMMENTS (GENERAL)

XIV. NEXT MEETING: Wednesday, November 14, 2018

XV. ADJOURNMENT

In accordance with the Americans with Disabilities Act (ADA), if any person with a disability as defined by the ADA needs special accommodations to participate in this proceeding, he or she should contact Ms. Cathy Goldfarb, Senior Board Services Coordinator, at MetroPlan Orlando, 250 S. Orange Avenue, Suite 200, Orlando, Florida, 32801 or by telephone at (407) 481-5672 x315 or email at cgoldfarb@metroplanorlando.org at least three business days prior to the event.

Persons who require translation services, which are provided at no cost, should contact Ms. Cathy Goldfarb, Senior Board Services Coordinator, at MetroPlan Orlando at 250 S. Orange Avenue, Suite 200, Orlando, Florida 32801 or by telephone at (407) 481-5672 x315 or by email at cgoldfarb@metroplanorlando.org at least three business days prior to the event.

As required by Section 286.0105, Florida Statutes, MetroPlan Orlando hereby notifies all interested parties that if a person decides to appeal any decision made by MetroPlan Orlando with respect to any matter considered at such meeting or hearing, he or she may need to ensure that a verbatim record is made to include the testimony and evidence upon which the appeal is to be based.

TAB 1





MetroPlan Orlando Board

MEETING MINUTES

DATE: Wednesday, July 11, 2018
TIME: 9:00 a.m.
LOCATION: MetroPlan Orlando
Park Building
250 S. Orange Ave, Suite 200
Orlando, FL 32801

Commissioner Cheryl L. Grieb, Board Chairwoman, Presided

Members

Hon. Jose Alvarez, City of Kissimmee
Mr. Dean Asher, GOAA
Hon. Pat Bates, City of Altamonte Springs
Hon. Lee Constantine, Seminole County
Hon. Bob Dallari, Seminole County
Hon. John Dowless, Municipal Advisory Committee
Hon. Buddy Dyer, City of Orlando
Hon. Cheryl L. Grieb, Osceola County
Hon. Samuel B. Ings, City of Orlando
Hon. Teresa Jacobs, Orange County
Hon. Rod A. Love, Orange County
Hon. Bryan Nelson, City of Apopka
Hon. Victoria Siplin, Orange County
Mr. Stephen Smith, Sanford Airport Authority
Hon. Betsy VanderLey, Orange County

Advisors in Attendance:

Mr. Hazem El-Assar, Technical Advisory Committee
Mr. Atlee Mercer, Community Advisory Committee
Mr. Kelly Brock, Transportation Systems Management & Operations Committee

Members/Advisors not in Attendance:

Hon. Pete Clarke, Orange County
Hon. Fred Hawkins, Jr., Central Florida Expressway Authority
Hon. Viviana Janer, LYNX/Central Florida Commuter Rail Commission
FDOT Secretary Mike Shannon, District 5
Hon. Jennifer Thompson, Orange County
Hon. Jeff Triplett, City of Sanford
Vacant, Kissimmee Gateway Airport

Staff in Attendance:

Mr. Harold Barley
Mr. Steve Bechtel, Mateer & Harbert
Mr. Keith Caskey
Ms. Lisa Smith
Ms. Cathy Goldfarb
Mr. Eric Hill
Ms. Mary Ann Horne
Mr. Gary Huttman
Ms. Cynthia Lambert
Mr. Nick Lepp
Mr. Jason Loschiavo
Ms. Virginia Whittington
Ms. Elizabeth Whitton
Mr. Mighk Wilson
Mr. Joe Davenport
Ms. Regan Jones

I. CALL TO ORDER AND PLEDGE OF ALLEGIANCE

Commissioner Cheryl L. Grieb called the meeting to order at 9:00 a.m. Mr. Atlee Mercer led the Pledge of Allegiance.

II. CHAIRWOMAN'S ANNOUNCEMENTS

Commissioner Grieb reported that the Personnel Committee met several times recently and she would be providing a Personnel Committee report later in the agenda. She called attention to the SunRail south expansion which will begin service on July 30th. A grand opening celebration, she noted, will be held Saturday, July 28th, 9:00 a.m. at the Tupperware station.

III. EXECUTIVE DIRECTOR'S ANNOUNCEMENTS

Mr. Harold Barley noted that FDOT District 5 Secretary, Mike Shannon, was unable to attend, however Ms. Alison Stettner and Ms. Loreen Bobo were in attendance representing FDOT District 5. He introduced Ms. Anna Taylor, new FDOT District 5 Government Relations staff member. Mr. Barley spoke briefly about the How Did We Grow? Initiative underway as a follow up to the How Shall We Grow? study done ten years ago. He detailed information regarding Hyperloop technology efforts on behalf of multiple companies, adding that information on research on Hyperloop, conducted by Dr. Radwan, was included in the agenda packet. He called attention to Brightline's proposal that was submitted for an Orlando to Tampa rail connection and the FDOT/CFX RFP that had been issued. Mr. Barley noted that the air quality report provided in the supplemental folders was an older version and the most recent report would be provided. He reported that Mr. Bob Kamm, retired Executive Director for Space Coast TPO, passed away recently. Mr. Barley added that he will be retiring effective August 31st making this his last MetroPlan Orlando Board meeting as Executive Director.

Commissioner Grieb requested a motion to add an item "F" to the Consent Agenda naming one of MetroPlan Orlando's conference rooms in honor of Mr. Barley.

MOTION: Commissioner Bob Dallari moved approval of adding an item "F" to the Consent Agenda naming one of MetroPlan Orlando's conference rooms in honor of Mr. Barley. Commissioner Lee Constantine seconded the motion, which passed unanimously.

IV. CONFIRMATION OF QUORUM

Ms. Cathy Goldfarb confirmed a quorum of 15 voting members present. Also present were 3 advisors; and the meeting having been duly convened was ready to proceed with business.

V. AGENDA REVIEW

Mr. Barley reported that there would not be a presentation for the SR 408 Extension Update, only a verbal update from Mr. Brian Hutchings on the status of the CFX project and recent Board actions.

VI. COMMITTEE REPORTS

Council President John Dowless reported that MAC did not meet in July due to the July 4th holiday.

Mr. Atlee Mercer reported that Community Advisory Committee members met on June 27, 2018. He told Board members that the CAC recommended approval of the FY 2018/19 - 2022/23 Transportation Improvement Program. CAC members also received presentations including an update from reThink Your Commute and the LYNX Autonomous Vehicle Initiative.

Mr. Hazem El-Assar reported that Technical Advisory Committee members met on June 22, 2018 and recommended approval of the FY 2018/19 - 2022/23 Transportation Improvement Program.

Mr. Kelly Brock reported that the Transportation Systems Management & Operations Committee met on June 22, 2018 and approved the May 25, 2018, TSMO Meeting Minutes and the FY 2018/19 - 2022/23 TIP. TSMO members received presentations by LYNX staff on the Federal Transportation Strategic Transit Automation Research (STAR) program and the development of the LYNX Automated Vehicle Initiative. During the 2018 Florida Section of the ITE Meeting, he added, staff was asked to facilitate a discussion on equity in the transportation engineering profession. The information that was discussed during this session was presented to the committee. Lastly, staff presented an outline for evaluating and assessing local preparedness for Connected and Autonomous Vehicles.

VII. PUBLIC COMMENTS ON ACTION ITEMS

None.

VIII. CONSENT AGENDA

- A. Approval of Minutes from June 13, 2018 Board meeting**
- B. Approval of May 2018 Financial Report and Acknowledgement of May-June 2018 Travel Report**
- C. Approval for Executive Director Candidates' Travel Expenses**
- D. Approval of Bike-Walk Central Florida / Best Foot Forward Contribution**
- E. Approval to Award Traffic Signal Timing Contracts**
- F. Approval of dedicating a MetroPlan Orlando Conference Room in honor of Mr. Harry Barley**

MOTION: Commissioner Bob Dallari moved approval of Consent Agenda, Action Items A-F. Commissioner Lee Constantine seconded the motion, which passed unanimously.

IX. OTHER ACTION ITEMS

A. Approval of the FY2018/2019-2022/2023 Transportation Improvement Program

Action was requested by Mr. Keith Caskey, MetroPlan Orlando staff, to approve the FY 2018/19 - 2022/23 Transportation Improvement Program (TIP). This document included the transportation projects in the MetroPlan Orlando region that are programmed for funding over the next five years. The draft TIP was provided. A fact sheet on the TIP, the TIP public hearing summary and the draft TIP approval resolution were also provided. Mr. Atlee Mercer called attention to the delay of the Pleasant Hill Road/John Young Parkway project and the severe congestion in that area. He suggested that a tolled flyover might be an alternative that could be looked at to fund and accelerate the project.

MOTION: Commissioner Bob Dallari moved approval of the FY 2018/19 - 2022/23 Transportation Improvement Program. Commissioner Lee Constantine seconded the motion, which passed unanimously.

B. Approval of Board Personnel Committee Report on Appointment of Next Executive Director

Chairwoman Grieb reviewed the members of the Personnel Committee noting the two advisors, Secretary Mike Shannon and Ms. Marilyn Baldwin, were also added. The Personnel Committee received additional assistance from Mr. Jason Loschiavo, MetroPlan Orlando staff and Mr. Bob Slavin, Slavin Management Consultants. Commissioner Grieb reported that the Personnel Committee met four times to interview and fully vet qualified candidates, concluding with a recommendation of Mr. Gary Huttman, MetroPlan Orlando Deputy Executive Director, for the Executive Director's position. In addition, the recommendation was for Chairwoman Grieb to negotiate the pending employment agreement for Mr. Huttman and have approval to sign the agreement once finalized. Commissioner Dallari asked when Mr. Huttman would officially begin as Executive Director. Mr. Steve Bechtel responded that Mr. Huttman would begin as Executive Director effective September 1, 2018.

MOTION: Council President John Dowless moved approval of the Personnel Committee Report and the recommendation and the Appointment of Mr. Gary Huttman as the next Executive Director. Commissioner Lee Constantine seconded the motion, which passed unanimously.

X. INFORMATION ITEMS FOR ACKNOWLEDGEMENT

A. Status Updates

- FDOT Monthly Construction Status Report – June 2018
- FDOT FY2018/4th Quarter Variance Report
- MetroPlan Orlando's Air Quality Report – June 2018
- MetroPlan Orlando PD&E Tracking Status Report
- SunRail Southern Expansion – New Schedule Effective July 23, 2018

B. General Information

- Combined Meeting of MPOs from Central Florida and the Tampa Bay Region – July 13, 2018 – Hillsborough Community College, Plant City Campus
- Meeting of the Florida MPO Advisory Council Committees – July 16, 2018 – St. Petersburg, Florida
- Floridians For Better Transportation Annual Meeting/Summer Camp - July 16-18, 2018 - St. Petersburg, Florida

- Opening of the SunRail Southern Expansion – July 30, 2018
- Florida MPO Advisory Council Meeting – August 2, 2018 – Orlando, Florida
- Transportation Disadvantaged Local Coordinating Board – August 9, 2018 – MetroPlan Orlando
- Wekiva River Basin Commission Meeting – August 21, 2018 – Wekiva State Park
- Central Florida Commuter Rail Commission Meeting – August 30, 2018 – MetroPlan Orlando

C. Featured Articles and Research

- “Hyperloop Technology,” Dr. Essam Radwan, Consultant to MetroPlan Orlando
- “Want to Rent Out Your Car? You Might be Regulated,” Adrienne Roberts
- “Can Truck Platooning Work in Cities?,” CDM Smith

MOTION: Commissioner Bob Dallari moved approval of the Information Items for Acknowledgement. Mayor Teresa Jacobs seconded the motion, which passed unanimously.

XI. PRESENTATIONS

A. SR 408 Extension–PD&E Update and CFX Board Action

Mr. Brian Hutchings, Central Florida Expressway Authority, provided a brief update on the status of the SR 408 Extension project and the CFX Board action acknowledging receipt of the study and removing the project from their 5-year Plan.

B. Colonial Parkway–PD&E Update

Ms. Abra Horne, Florida’s Turnpike Enterprise reviewed the project study area, information on the public meetings that had been held and future traffic needs information. She noted that additional information was available on the website <http://www.floridasturnpike.com/colonial-parkway.html>. Ms. Horne reviewed the alternatives development process, the no-build alternative, a rendering of a typical roadway section and the study next steps. A final recommendation from the study is expected in Spring 2019. Mr. Atlee Mercer asked if there was an estimated start date. Ms. Horne responded that the contract with the consultant includes design so there was no need to go through an acquisition process enabling a faster start.

C. Plans for SunRail’s Southern Expansion

Ms. Nicola Liquori, FDOT/SunRail announced that SunRail southern expansion service was scheduled to begin July 30th. She reviewed some background information on SunRail noting that the south expansion will add 17 miles to the system and four stations. Ms. Liquori reported that four successful train tours had been conducted at the four new stations and outreach efforts continue including the “I Will Ride” campaign. She noted that a new schedule will be implemented effective July 23rd and explained that the schedule is somewhat constrained due to a dedicated freight window from 12:00 to 5:00 a.m. Ms. Liquori reported that southern expansion agencies participated in an emergency response drill to help prepare first responders and improve customer service. She called

attention to a promotional event planned for July 30th to August 17th where the first 50 riders on each train originating from the four expansion stations will ride free. Discussion ensued regarding schedule changes that negatively impact current riders and the advance notice of the schedule changes. Ms. Liquori told Board members that adjustments to the schedule will be reassessed and at least a month's notice was given for the schedule changes.

D. Rail Transit Service to Orlando International Airport

Mr. Harold Barley, MetroPlan Orlando, provided a status report on possible rail transit connections to Orlando International Airport. He reviewed why the connection is important, the availability of space in the OIA Intermodal Terminal and information on the SunRail Phase III PD&E study on a possible connection. Mr. Barley also covered considerations for the connection and next steps in the process, which included research on the funding agreements and developing additional cost estimates. Commissioner Grieb called attention to the original funding agreement for SunRail not including a spur connection to OIA. Mayor Dyer reported that the Commuter Rail Commission approved moving forward with revisions to the original agreement. He noted that Volusia County does not want to be held to paying when local government takes over SunRail, if the 12 miles in Phase II north are not built. Weekend service, he added, would need to be implemented if a SunRail connection to OIA was built and not connecting to the Orange County Convention Center and International Drive area would be a missed opportunity. Mr. Barley called attention to the joint RFP issued by FDOT/CFX and responses might include an interface between SunRail and OIA. He added that as part of the next steps he would like to refer follow up on an OIA connection to the MetroPlan Orlando Executive Committee for a more complete discussion, so staff can obtain guidance on how to proceed.

XII. BOARD MEMBER COMMENTS

Mr. Gary Huttman thanked Board members for their vote of confidence in approving him as the next MetroPlan Orlando Executive Director. He added that he will be looking to schedule one-on-one meetings with Board members over the next month and a half.

Mayor Jacobs congratulated Mr. Huttman. She commented on Mr. Barley's ability to convene groups and have them reach consensus, despite some contentious issues over the years. Mayor Jacobs thanked Mr. Barley for his leadership at MetroPlan Orlando.

Mr. Atlee Mercer commented that he has known Mr. Barley for a long time and he is accomplished at convening diverse groups and people.

Commissioner Victoria Siplin offered congratulations and best wishes to Mr. Huttman and Mr. Barley. She introduced her intern, Maya Matthews, who was in attendance.

Commissioner Betsy VanderLey commented on the generational impact Mr. Barley has had noting that her father served as an elected official during Mr. Barley's tenure at MetroPlan Orlando.

Mayor Pat Bates called attention to her husband serving on the recruitment team for Mr. Barley twenty two years ago and she thanked Mr. Barley for his leadership.

Mayor Buddy Dyer commented on the fact that Mr. Barley has been a constant at MetroPlan Orlando for so long leading the organization in a professional manner. He added that Mr. Barley would be leaving the organization in good shape and thanked Mr. Barley for his service.

Mayor Jose Alvarez thanked Mr. Barley for his service and always being there for the City of Kissimmee. He noted that Mr. Barley is leaving MetroPlan Orlando in great hands with Mr. Huttman.

Commissioner Samuel Ings commented that it had been a great opportunity to work with Mr. Barley. He called attention to Mr. Barley's humbleness and dedication to the job taking the time to meet personally to discuss issues. Commissioner Ings noted Mr. Barley's visionary decision to move the MetroPlan Orlando office to the new location in the heart of downtown. He congratulated Mr. Huttman on becoming the new Executive Director for MetroPlan Orlando.

Commissioner Lee Constantine commented on Mr. Barley's instrumental role in getting the Wekiva Parkway Protection Act passed and the Wekiva Parkway built and the significance of the project. He thanked Mr. Barley.

Commissioner Bob Dallari commended the Board for conducting a national search for Mr. Barley's replacement and added that Mr. Barley will be missed and congratulated Mr. Huttman. He noted that Mr. Barley had encouraged him to get involved in the National Association of Regional Councils (NARC). Mr. Barley, he added came to Central Florida twenty two years ago with the mission of bringing rail service to the area, which is moving forward. Commissioner Dallari commented that Mr. Barley is recognized not only locally and regionally but also nationally by his peers.

Commissioner Grieb commented that she looks forward to working with Mr. Huttman and carrying on Mr. Barley's legacy. She announced that a reception was planned for Mr. Barley on August 23rd, 2:00 – 4:00 p.m. and a plaque will be installed at that time dedicating a conference room in his honor.

Commissioner Ings requested a Board group picture with Mr. Barley.

XIII. PUBLIC COMMENTS (GENERAL)

Mr. David Bottomley commented on the need to have ADA compliant bus stops.

XIV. ADJOURNMENT

There being no further business, the meeting adjourned at 10:40 a.m. The meeting was transcribed by Ms. Cathy Goldfarb.

Approved this 12th day of September 2018.

Commissioner Cheryl L. Grieb, Chairwoman

Ms. Cathy Goldfarb,
Senior Board Services Coordinator/ Recording Secretary

As required by Section 286.0105, Florida Statutes, MetroPlan Orlando hereby notifies all interested parties that if a person decides to appeal any decision made by MetroPlan Orlando with respect to any matter considered at such meeting or hearing, he or she may need to ensure that a verbatim record is made to include the testimony and evidence upon which the appeal is to be based.

METROPLAN ORLANDO
AGENCYWIDE
BALANCE SHEET
For Period Ending 06/30/18

ASSETS

Operating Cash in Bank	\$ 800,025.46
Petty Cash	\$ 125.00
SBA Investment Account	\$ 1,649,739.69
FL CLASS Investment Account	\$ 1,511,712.39
Rent Deposit	\$ 20,000.00
Prepaid Expenses	\$ 39,839.58
Accounts Receivable - General	\$ 624.07
Accounts Receivable - Grants	\$ 984,436.89
Fixed Assets-Equipment	\$ 706,293.18
Accumulated Depreciation	\$ (429,138.10)

TOTAL ASSETS:	<u>\$ 5,283,658.16</u>
----------------------	-------------------------------

LIABILITIES

Vouchers Payable	\$ 320,577.62
Accounts Payable	\$ 225.86
Accrued Salaries	\$ 30,090.16
Accrued Personal Leave	\$ 306,803.15
Accrued Pension - 401 ICMA	\$ 2,960.50
Accrued PICS Y/E - EE/Employer	\$ 2,048.18
Expense Reimb. Control	\$ 1,578.53

TOTAL LIABILITIES:	<u>\$ 664,284.00</u>
---------------------------	-----------------------------

EQUITY

FUND BALANCE:	
Nonspendable:	
Prepaid Items	\$ 39,839.58
Deposits	\$ 20,000.00
Unassigned:	\$ 4,559,534.58

TOTAL EQUITY:	<u>\$ 4,619,374.16</u>
----------------------	-------------------------------

TOTAL LIABILITIES & EQUITY:	<u>\$ 5,283,658.16</u>
--	-------------------------------

Net difference to be reconciled:	\$ -
----------------------------------	------

Note: Preliminary June Closing - Not Audited

METROPLAN ORLANDO
AGENCYWIDE REVENUES & EXPENDITURES
For Period Ending 06/30/18

REVENUES	Current	Y-T-D	Budget	Variance Un/(Ovr)	% OF BUDGET
Federal Revenue	\$ 650,302.96	3,670,746.59	\$ 4,498,607.00	\$ 827,860.41	81.60%
State Revenue	\$ 57,322.65	218,474.78	\$ 245,550.00	\$ 27,075.22	88.97%
Local Revenue	\$ 0.00	1,151,189.00	\$ 1,151,189.00	-	100.00%
Interest Income	\$ 5,448.11	42,046.84	\$ 25,000.00	\$ (17,046.84)	168.19%
Other	\$ 708.07	14,020.25	\$ 12,500.00	\$ (1,520.25)	112.16%
Contributions	\$ 5,000.00	45,000.00	\$ 45,000.00	-	100.00%
Cash Carryforward	\$ 0.00	0.00	\$ 317,658.00	\$ 317,658.00	0.00%
Local Match - Transfers In	\$ 28,885.85	116,914.79	\$ 143,990.00	\$ 27,075.21	81.20%
TOTAL REVENUES:	\$ 747,667.64	\$ 5,258,392.25	\$ 6,439,494.00	\$ 1,181,101.75	81.66%
EXPENDITURES					
Salaries	\$ 206,752.80	1,537,119.78	\$ 1,654,500.00	\$ 117,380.22	92.91%
Fringe Benefits	\$ 61,811.74	483,513.21	\$ 519,090.00	\$ 35,576.79	93.15%
Local Match - Transfers Out	\$ 28,885.85	116,914.77	\$ 143,990.00	\$ 27,075.23	81.20%
Audit Fees	\$ 0.00	24,500.00	\$ 44,000.00	\$ 19,500.00	55.68%
Computer Operations	\$ 4,921.59	70,771.61	\$ 98,845.00	\$ 28,073.39	71.60%
Dues & Memberships	\$ 144.00	11,552.00	\$ 16,925.00	\$ 5,373.00	68.25%
Equipment & Furniture	\$ 245.65	17,590.26	\$ 20,200.00	\$ 2,609.74	87.08%
Graphic Printing/Binding	\$ 9,464.00	11,377.00	\$ 29,997.00	\$ 18,620.00	37.93%
Insurance	\$ 1,752.59	29,360.50	\$ 28,530.00	\$ (830.50)	102.91%
Legal Fees	\$ 10,424.25	58,566.93	\$ 58,570.00	\$ 3.07	99.99%
Office Supplies	\$ 4,281.25	31,653.35	\$ 51,994.00	\$ 20,340.65	60.88%
Postage	\$ 393.51	8,379.29	\$ 9,989.00	\$ 1,609.71	83.89%
Books, Subscrips/Pubs	\$ 391.36	6,721.52	\$ 7,668.00	\$ 946.48	87.66%
Exec. Dir 457 Def. Comp.	\$ 0.00	36,000.00	\$ 36,000.00	-	100.00%
Rent	\$ 22,433.90	263,405.13	\$ 284,294.00	\$ 20,888.87	92.65%
Equipment Rent/Maint.	\$ 1,483.61	22,720.70	\$ 28,714.00	\$ 5,993.30	79.13%
Seminar & Conf. Regist.	\$ 367.99	21,393.51	\$ 29,348.00	\$ 7,954.49	72.90%
Telephone	\$ 1,158.92	5,446.95	\$ 8,030.00	\$ 2,583.05	67.83%
Travel	\$ 9,584.30	40,868.47	\$ 45,460.00	\$ 4,591.53	89.90%
Small Tools/Office Mach.	\$ 302.27	463.98	\$ 1,800.00	\$ 1,336.02	25.78%
HSA/FSA Annual Contrib.	\$ 0.00	10,000.00	\$ 12,500.00	\$ 2,500.00	80.00%
Computer Software	\$ 6,075.00	10,287.45	\$ 10,500.00	\$ 212.55	97.98%
Contingency	\$ 0.00	0.00	\$ 30,000.00	\$ 30,000.00	0.00%
Contractual/Temp Svcs.	\$ 3,754.84	26,711.60	\$ 28,470.00	\$ 1,758.40	93.82%
Pass-Thru Expenses	\$ 74,818.47	407,723.24	\$ 568,037.00	\$ 160,313.76	71.78%
Consultants	\$ 440,382.19	1,881,368.05	\$ 2,445,293.00	\$ 563,924.95	76.94%
Repair & Maintenance	\$ 65.53	1,882.14	\$ 1,883.00	\$ 0.86	99.95%
Advertising/Public Notice	\$ 1,984.41	10,576.27	\$ 13,825.00	\$ 3,248.73	76.50%
Other Misc. Expense	\$ 2,078.25	10,875.74	\$ 16,377.00	\$ 5,501.26	66.41%
Contributions	\$ 0.00	100,800.00	\$ 175,950.00	\$ 75,150.00	57.29%
Educational Reimb.	\$ 0.00	990.00	\$ 1,690.00	\$ 700.00	58.58%
Comm. Rels. Sponsors	\$ 0.00	17,025.00	\$ 17,025.00	-	100.00%
Indirect Expense Carryfwd.	\$ 0.00	0.00	\$ 0.00	-	0.00%
TOTAL EXPENDITURES:	\$ 893,958.27	\$ 5,276,558.45	\$ 6,439,494.00	\$ 1,162,935.55	81.94%
AGENCY BALANCE:	\$ (146,290.63)	\$ (18,166.20)			

Note: Preliminary June Closing - Not Audited

**METROPLAN ORLANDO
AGENCYWIDE
BALANCE SHEET
For Period Ending 07/31/18**

ASSETS

Operating Cash in Bank	\$	470,276.01
Petty Cash	\$	125.00
SBA Investment Account	\$	1,652,847.89
FL CLASS Investment Account	\$	1,514,509.11
Rent Deposit	\$	20,000.00
Prepaid Expenses	\$	26,075.00
Accounts Receivable - General	\$	593.07
Accounts Receivable - Grants	\$	792,095.08
Fixed Assets-Equipment	\$	706,293.18
Accumulated Depreciation	\$	(429,138.10)

TOTAL ASSETS:	\$	4,753,676.24
----------------------	-----------	---------------------

LIABILITIES

Accrued Personal Leave	\$	305,608.74
------------------------	----	------------

TOTAL LIABILITIES:	\$	305,608.74
---------------------------	-----------	-------------------

EQUITY

FUND BALANCE:

Nonspendable:

Prepaid Items	\$	26,075.00
Deposits	\$	20,000.00

Unassigned:	\$	4,401,992.50
-------------	----	--------------

TOTAL EQUITY:	\$	4,448,067.50
----------------------	-----------	---------------------

TOTAL LIABILITIES & EQUITY:	\$	4,753,676.24
--	-----------	---------------------

Net difference to be reconciled:	\$	-
----------------------------------	----	---

METROPLAN ORLANDO
AGENCYWIDE REVENUES & EXPENDITURES
For Period Ending 07/31/18

REVENUES	Current	Y-T-D	Budget	Variance Un/(Ovr)	% OF BUDGET
Federal Revenue	\$ 112,906.27	112,906.27	\$ 4,193,848.00	\$ 4,080,941.73	2.69%
State Revenue	\$ 0.00	0.00	\$ 226,306.00	\$ 226,306.00	0.00%
Local Revenue	\$ 0.00	0.00	\$ 1,178,127.00	\$ 1,178,127.00	0.00%
Interest Income	\$ 5,904.92	5,904.92	\$ 38,000.00	\$ 32,095.08	15.54%
Other	\$ 342.00	342.00	\$ 12,500.00	\$ 12,158.00	2.74%
Contributions	\$ 0.00	0.00	\$ 25,000.00	\$ 25,000.00	0.00%
Cash Carryforward	\$ 0.00	0.00	\$ 308,895.00	\$ 308,895.00	0.00%
Local Match - Transfers In	\$ 0.00	0.00	\$ 124,425.00	\$ 124,425.00	0.00%
TOTAL REVENUES:	\$ 119,153.19	\$ 119,153.19	\$ 6,107,101.00	\$ 5,987,947.81	1.95%
EXPENDITURES					
Salaries	\$ 87,678.15	87,678.15	\$ 1,807,054.00	\$ 1,719,375.85	4.85%
Fringe Benefits	\$ 29,091.59	29,091.59	\$ 586,048.00	\$ 556,956.41	4.96%
Local Match - Transfers Out	\$ 0.00	0.00	\$ 124,425.00	\$ 124,425.00	0.00%
Audit Fees	\$ 0.00	0.00	\$ 37,500.00	\$ 37,500.00	0.00%
Computer Operations	\$ 23,829.70	23,829.70	\$ 79,161.00	\$ 55,331.30	30.10%
Dues & Memberships	\$ 4,948.00	4,948.00	\$ 17,650.00	\$ 12,702.00	28.03%
Equipment & Furniture	\$ 0.00	0.00	\$ 14,200.00	\$ 14,200.00	0.00%
Graphic Printing/Binding	\$ 0.00	0.00	\$ 32,442.00	\$ 32,442.00	0.00%
Insurance	\$ 1,753.92	1,753.92	\$ 32,614.00	\$ 30,860.08	5.38%
Legal Fees	\$ 0.00	0.00	\$ 42,000.00	\$ 42,000.00	0.00%
Office Supplies	\$ 192.89	192.89	\$ 38,412.00	\$ 38,219.11	0.50%
Postage	\$ 261.66	261.66	\$ 3,500.00	\$ 3,238.34	7.48%
Books, Subscrips/Pubs	\$ 4,540.51	4,540.51	\$ 7,673.00	\$ 3,132.49	59.18%
Exec. Dir 457 Def. Comp.	\$ 0.00	0.00	\$ 26,000.00	\$ 26,000.00	0.00%
Rent	\$ 26,881.40	26,881.40	\$ 293,601.00	\$ 266,719.60	9.16%
Equipment Rent/Maint.	\$ 2,155.40	2,155.40	\$ 24,806.00	\$ 22,650.60	8.69%
Seminar & Conf. Regist.	\$ 2,980.00	2,980.00	\$ 21,195.00	\$ 18,215.00	14.06%
Telephone	\$ (225.86)	(225.86)	\$ 7,130.00	\$ 7,355.86	-3.17%
Travel	\$ 1,531.58	1,531.58	\$ 39,950.00	\$ 38,418.42	3.83%
Small Tools/Office Mach.	\$ 0.00	0.00	\$ 1,200.00	\$ 1,200.00	0.00%
HSA/FSA Annual Contrib.	\$ 0.00	0.00	\$ 12,500.00	\$ 12,500.00	0.00%
Computer Software	\$ 0.00	0.00	\$ 7,500.00	\$ 7,500.00	0.00%
Contingency	\$ 0.00	0.00	\$ 30,000.00	\$ 30,000.00	0.00%
Contractual/Temp Svcs.	\$ 232.00	232.00	\$ 9,594.00	\$ 9,362.00	2.42%
Pass-Thru Expenses	\$ 0.00	0.00	\$ 738,220.00	\$ 738,220.00	0.00%
Consultants	\$ 0.00	0.00	\$ 1,931,520.00	\$ 1,931,520.00	0.00%
Repair & Maintenance	\$ 0.00	0.00	\$ 1,200.00	\$ 1,200.00	0.00%
Advertising/Public Notice	\$ 690.40	690.40	\$ 11,026.00	\$ 10,335.60	6.26%
Other Misc. Expense	\$ 522.21	522.21	\$ 15,840.00	\$ 15,317.79	3.30%
Contributions	\$ 100,100.00	100,100.00	\$ 100,950.00	\$ 850.00	99.16%
Educational Reimb.	\$ 0.00	0.00	\$ 1,690.00	\$ 1,690.00	0.00%
Comm. Rels. Sponsors	\$ 0.00	0.00	\$ 10,500.00	\$ 10,500.00	0.00%
Indirect Expense Carryfwd.	\$ 0.00	0.00	\$ 0.00	\$ -	0.00%
TOTAL EXPENDITURES:	\$ 287,163.55	\$ 287,163.55	\$ 6,107,101.00	\$ 5,819,937.45	4.70%
AGENCY BALANCE:	\$ (168,010.36)	\$ (168,010.36)			



metroplan orlando
A REGIONAL TRANSPORTATION PARTNERSHIP

Travel Summary - June 2018

Traveler: Eric Hill
Dates: June 14-15, 2018
Destination: Ponte Vedra, FL
Purpose of trip: FSITE Summer Meeting 2018
Cost: \$422.14
Paid By: MetroPlan Orlando funds

Traveler: Michael Wilson
Dates: June 19-22, 2018
Destination: Denver, CO
Purpose of trip: NCUTCD Meeting
Cost: \$1,409.01
Paid By: MetroPlan Orlando funds

Traveler: Eric Hill
Dates: June 27-29, 2018
Destination: Arlington, VA
Purpose of trip: TSMO Workshop
Cost: \$593.07
Paid By: MetroPlan Orlando funds*

Employee to reimbursement MPO because employee will be reimbursed by Leidos



metroplan orlando
A REGIONAL TRANSPORTATION PARTNERSHIP

Travel Summary - July 2018

Traveler:	Virginia Whittington
Dates:	July 15-18, 2018
Destination:	St. Petersburg, FL
Purpose of trip:	MPOAC/FBT Transportation Conference
Cost:	\$1,166.58
Paid By:	MetroPlan Orlando funds

Traveler:	Gary Huttman
Dates:	July 16-18, 2018
Destination:	St. Petersburg, FL
Purpose of trip:	MPOAC/FBT Summer Camp
Cost:	\$970.83
Paid By:	MetroPlan Orlando funds

Traveler:	Eric Hill
Dates:	July 22-24, 2018
Destination:	Des Moines, IA
Purpose of trip:	2 nd Annual TSMO Summit
Cost:	\$754.72
Paid By:	MetroPlan Orlando funds



Board Action Fact Sheet

Meeting Date: September 12, 2018

Agenda Item: VIII.D. (Tab 1)

Roll Call Vote: No

Action Requested: Approval of Board Member Travel for 2018

Reason: MetroPlan Orlando's Travel Policy requires Board approval of travel by Board members, Committee members or community representatives.

Summary/Key Information: Approval is requested for Commissioner Constantine to travel to meetings of the National Association of Regional Councils (NARC) in his capacity as a Board member of this organization.

All travel by Board members is included in the monthly travel reports that are provided to the full Board.

MetroPlan Budget Impact: Travel will be in keeping with funding provided in our approved budget for FY2018/2019.

Local Funding Impact: None

Committee Action:

CAC:	N/A
TSMO:	N/A
TAC:	N/A
MAC:	N/A

Staff Recommendation: Recommends approval of this request.

Supporting Information: N/A



Board Action Fact Sheet

Meeting Date: Sept. 12, 2018

Agenda Item: VIII.E. (Tab 1)

Roll Call Vote: No

Action Requested:

Ratification of FY'18 Budget Amendment #6.

Reason:

To ratify the budget amendment which was approved by the Board Chairman on July 25, 2018 and was requested at the June 13, 2018 Board meeting to prevent issues with year-end grant billing and budget.

Summary/Key Information:

The MetroPlan Orlando fiscal year ended on June 30 and closed on August 1. To prevent issues with year-end grant billings including over-spent UPWP tasks, staff requested that the board allow the Chairman to approve a budget amendment after the year ended. The original request was approved at the June 13, 2018 board meeting.

MetroPlan Budget Impact:

None

Local Funding Impact:

None

Committee Action:

CAC: N/A
TSMO: N/A
TAC: N/A
MAC: N/A

Staff Recommendation:

Recommends approval

Supporting Information:

The budget amendment document and updated agencywide budget for FY'18 are available under tab 1.

FINANCE USE ONLY:

Approved Bd Mtg:
Agenda Item #:

Entered:

B E No. :

FDOT No. :

FY 2018

6

M3

REQUEST FOR UPWP BUDGET AMENDMENT

DATE: 7/24/2018

(WHOLE DOLLARS ONLY)

PROJECT	ELEMENT	CODE	DESCRIPTION	AMOUNT	
				REVENUES	EXPENDITURES
34018	418850	50500	Fringe Benefits		(595)
34018	418850	59700	Indirect Costs		(55)
34018	418850	61700	Seminar & Conf. Registration		(542)
34018	418850	63400	Advertising/Public Notice		1,192
36017	617100	50000	Salaries		60
36017	617100	50500	Fringe Benefits		20
36017	617100	59700	Indirect Costs		12
36017	617130	50000	Salaries		(3,500)
36017	617130	50500	Fringe Benefits		(1,010)
36017	617130	59700	Indirect Costs		(582)
36017	617400	50000	Salaries		6,090
36017	617400	50500	Fringe Benefits		1,830
36017	617400	59700	Indirect Costs		1,230
36017	617600	50000	Salaries		250
36017	617600	50500	Fringe Benefits		50
36017	617600	59700	Indirect Costs		15
36017	617700	50000	Salaries		300
36017	617700	50500	Fringe Benefits		60
36017	617700	59700	Indirect Costs		15
36017	617810	50000	Salaries		(290)
36017	617840	50000	Salaries		(2,910)
36017	617840	50500	Fringe Benefits		(950)
36017	617840	59700	Indirect Costs		(690)
36018	618100	59700	Indirect Costs		245
36018	618300	50000	Salaries		(7,810)
36018	618300	50500	Fringe Benefits		(2,310)
36018	618300	59700	Indirect Costs		(2,185)
36018	618400	50000	Salaries		5,950
36018	618400	50500	Fringe Benefits		1,890
36018	618400	59700	Indirect Costs		1,775
36018	618600	50000	Salaries		1,860
36018	618600	50500	Fringe Benefits		420
36018	618600	59700	Indirect Costs		165
37018	718100	50000	Salaries		(22,870)
37018	718100	50500	Fringe Benefits		1,240

FINANCE USE ONLY:

Approved Bd Mtg:
Agenda Item #:

Entered:

B E No. :
FDOT No. :

FY 2018

6
M3

37018	718100	59700	Indirect Costs	1,215
37018	718100	61400	Exec Director 457 Deferred Income	10,000
37018	718100	61900	Travel Expenses	6,000
37018	718100	62600	Contractual/Temporary Services	(45,000)
37018	718100	63100	Repair/Maintenance	83
37018	718100	64300	Awards & Promotional	(5,745)
37018	718110	50000	Salaries	(4,815)
37018	718110	50500	Fringe Benefits	(1,709)
37018	718110	59700	Indirect Costs	(1,354)
37018	718130	50000	Salaries	960
37018	718130	50500	Fringe Benefits	22
37018	718130	59700	Indirect Costs	(190)
37018	718130	61200	Postage	340
37018	718140	50500	Fringe Benefits	(295)
37018	718140	59700	Indirect Costs	(260)
37018	718140	61000	Legal Fees	18,570
37018	718300	50500	Fringe Benefits	(220)
37018	718300	59700	Indirect Costs	(160)
37018	718400	50000	Salaries	4,365
37018	718400	50500	Fringe Benefits	1,382
37018	718400	59700	Indirect Costs	983
37018	718500	50000	Salaries	28,765
37018	718500	50500	Fringe Benefits	8,790
37018	718500	59700	Indirect Costs	5,930
37018	718600	50000	Salaries	(7,590)
37018	718600	50500	Fringe Benefits	(4,480)
37018	718600	59700	Indirect Costs	(3,275)
37018	718610	50500	Fringe Benefits	(1,380)
37018	718610	59700	Indirect Costs	(1,059)
37018	718610	60500	Computer Operations	1
37018	718620	50500	Fringe Benefits	(335)
37018	718620	59700	Indirect Costs	(245)
37018	718700	50500	Fringe Benefits	(885)
37018	718700	59700	Indirect Costs	(680)
37018	718700	63400	Advertising/Public Notice	976
37018	718700	64600	Community Relations Sponsorships	6,525
37018	718820	63000	Consultants	7,600
37018	718850	50500	Fringe Benefits	(700)
37018	718850	59700	Indirect Costs	(500)
38018	818100	50000	Salaries	1,945
38018	818100	50500	Fringe Benefits	10
38018	818110	50000	Salaries	835
38018	818110	50500	Fringe Benefits	60

FINANCE USE ONLY:

Approved Bd Mtg:
Agenda Item #:

Entered:

B E No. :

FDOT No. :

FY 2018

6

M3


38018	818200	50000	Salaries	350
38018	818610	50000	Salaries	3,765
38018	818610	50500	Fringe Benefits	1,000
38018	818610	59700	Indirect Costs	560
38018	818700	50000	Salaries	1,415
38018	818700	50500	Fringe Benefits	300
38018	818700	59700	Indirect Costs	100
38018	818820	50000	Salaries	(7,125)
38018	818820	50500	Fringe Benefits	(2,205)
38018	818820	59700	Indirect Costs	(1,010)

TOTAL: \$ 0.00 0.00

REASON(S):

1) To reallocate overspent UPWP tasks/elements; 2) To add funds for additional 457 contribution to the Executive Director (Approved March 14, 2018); 3) To add funds for a sponsorship to the NARC conference (Approved July 12, 2017); and 4) to reallocate line item budget. Total budget and grant budgets did not change with this modification.


Finance Director's Signature:


 Jason S. Loschiavo

Date:

7/25/18


Executive Director's Signature:


 Harold W. Barley

Date:

7-25-18

MetroPlan Orlando Board Chairwoman


 Commissioner Cheryl Grieb

Date:

7/25/18

REMARKS:

Revised 10/24/16

METROPLAN ORLANDO
AGENCYWIDE REVENUE AND EXPENDITURE LINE ITEM BUDGET
FY 2017/2018

REVENUES		BE#6
ACCOUNT		FY2018
CODE	DESCRIPTION	
40000	FEDERAL REVENUES	
	FHWA PL Planning Funds	\$ 1,994,234
	NEW FTA Sec 5303 Planning Funds X012	\$ 835,322
	Carryfwd from FTA X011	\$ 265,747
	Carryfwd from FTA X010	\$ 50,852
	SU - ITS Master Plan & Corrine Drive (FY'17)	\$ 112,998
	WISE Grant (FY'17)	\$ 91,325
	Traffic Signal Timing-SU (FY'18)	\$ 900,000
	Traffic Signal Timing-SA (FY'17)	\$ 162,638
	Traffic Signal Timing-SU (FY'17)	\$ 39,243
	INVEST Grant (FY'17)	\$ 46,248
	TOTAL FEDERAL REVENUES	\$ 4,498,607
41000	STATE REVENUES	
	NEW FTA Sec 5303 Planning Funds X012	\$ 104,415
	Carryfwd from FTA X011	\$ 33,219
	Carryfwd from FTA X010	\$ 6,356
	Carryfwd from FTA X009	
	Transportation Disadvantaged Planning Funds NEW	\$ 101,560
	TOTAL STATE REVENUES	\$ 245,550
	LOCAL REVENUES	
42900	Orange Co. Assessment	\$ 480,405
43000	Osceola Co. Assessment	\$ 127,231
43100	Seminole Co. Assessment	\$ 173,986
43200	Altamonte Springs Assessment	\$ 21,953
43300	Kissimmee Assessment	\$ 34,201
43400	Orlando Assessment	\$ 135,876
43500	Sanford Assessment	\$ 28,624
44300	Apopka Assessment	\$ 23,913
43700	CFX	\$ 25,000
43800	Sanford Airport Authority	\$ 25,000
43900	GOAA	\$ 25,000
44000	LYNX	\$ 25,000
44100	Belle Isle	\$ 507
44110	Eatonville	\$ 176
44120	Edgewood	\$ 205
44130	Maitland	\$ 1,364
44140	Oakland	\$ 204
44150	Ocoee	\$ 3,247
44160	Windermere	\$ 224
44170	Winter Garden	\$ 3,226
44180	Winter Park	\$ 2,272
44190	St. Cloud	\$ 3,334
44200	Casselberry	\$ 2,154
44210	Lake Mary	\$ 1,250
44220	Longwood	\$ 1,155
44230	Oviedo	\$ 2,879
44240	Winter Springs	\$ 2,803
	TOTAL LOCAL ASSESSMENTS	\$ 1,151,189
	OTHER REVENUES	
45000	Interest Income	\$ 25,000
47000	Reimbursement of Claims & Expenses	\$ 12,500
48900	Other Grant/Contribution Income (MPO Alliance)	\$ 45,000
49700	Cash Carryforward	\$ 317,658
	TOTAL LOCAL REVENUES (ASSESSMENTS + OTHER)	\$ 1,551,347

METROPLAN ORLANDO
AGENCYWIDE REVENUE AND EXPENDITURE LINE ITEM BUDGET
FY 2017/2018

49800	Local Match Transfer Out for New FTA X012	\$	104,415
49800	Local Match Transfer Out for Rollover FTA X011	\$	33,219
49800	Local Match Transfer Out for Rollover FTA X010	\$	6,356
49800	Local Match Transfer Out for Rollover FTA X009		
TOTAL LOCAL MATCH		\$	143,990
TOTAL REVENUES:		\$	6,439,494

EXPENDITURES

ACCOUNT

CODE	DESCRIPTION	
50000	Salaries, Leave & Car Allow.	1,654,500
50600	Fringe - FICA Employer	126,569
50700	Fringe - Unemployment Ins	10,000
50800	Fringe - Health Insurance Emplr.	202,152
50900	Fringe - Dental Insurance Emplr.	5,442
51000	Fringe - Life Insurance Emplr.	1,380
51100	Fringe - Long-Term Disability	2,483
51200	Fringe - Workers Comp Ins.	3,200
51300	Fringe Pension Fund ICMA 401	163,950
51500	Fringe - VisionCare Insurance	1,335
51600	Fringe - Short-Term Disability	2,579
51700	Fringe - Grant Carry Forward	0
59800	Local Match Transfer Out	143,990
60400	Audit Fees	44,000
60500	I-Computer Operations	98,845
60600	Dues and Memberships	16,925
60700	Equipment	20,200
60800	Graphic Printing & Binding	29,997
60900	Insurance	28,530
61000	Legal Fees	58,570
61100	Office Supplies	51,994
61200	Postage	9,989
61300	Books, Subscrips & Pubs	7,668
61400	Deferred Comp 457 Ex Dir	36,000
61500	I- Rent	284,294
61600	I-Equipment Rent & Maintenance	28,714
61700	Seminars & Conf. Registration	29,348
61800	I - Telephone	8,030
61900	Travel Expenses	45,460
62000	Small Tools/Office Machinery	1,800
62100	HSA Employer Contribution	12,500
62200	Computer Software	10,500
62500	Contingency	30,000
62600	Contractual/Temporary Services	28,470
62900	Pass-Through Expenses	568,037
63000	Consultants	2,445,293
63100	Repair & Maintenance	1,883
63400	Advertising/Public Notice	13,825
64100	Other Miscellaneous Expense	6,122
64300	Awards & Promotional Expense	10,255
64400	Contributions	175,950
64500	Educational Reimbursement	1,690
64600	Comm. Relations Sponsorships	17,025
64700	Grant Carry Forward - Indirect	0
TOTAL EXPENDITURES:		6,439,494



Board Action Fact Sheet

Meeting Date: Sept. 12, 2018

Agenda Item: VIII.F. (Tab 1)

Roll Call Vote: No

Action Requested:

Approval of FY'19 Budget Amendment #1

Reason:

This budget amendment will roll forward FTA grants from prior year; add additional FTA funds for new 5305(d) grant; program funds for a Strategic Business Plan consultant; add funds to Office Meeting Marketing for additional meetings; program new Multimodal Network Connectivity Pilot grant and required matching funds; add additional SU funds for a regional TSMO project, an AV/CV Readiness Study, and additional traffic signal retiming studies; add an additional sponsorship for COMTO conference; and add additional revenue to complete the Central Florida Transit Study and additional Interest Income.

Summary/Key Information:

New FTA funding allocations were not available until August 2018. Prior year grants could not be accurately budgeted until the FY'18 ended. This amendment rolls forward prior year budgets and adds the addition FTA funds for FY'19 and adds funds for the projects listed above.

MetroPlan Budget Impact:

Overall impact to the MetroPlan budget is an increase of \$1,207,189.

Local Funding Impact:

Local match requirement for FTA funds increased by \$10,584. Local revenue increased by a total of \$35,584.

Committee Action:

CAC: N/A
TSMO: N/A
TAC: N/A
MAC: N/A

Staff Recommendation:

Recommends approval

Supporting Information:

The budget amendment document, updated agencywide budget, and updated language to task 820 are available under tab 1.

FINANCE USE ONLY:

Approved Bd Mtg:
Agenda Item #:

Entered:

B E No. :
FDOT No. :

FY 2019

1A1

REQUEST FOR UPWP BUDGET AMENDMENT

DATE: 8/29/2018

(WHOLE DOLLARS ONLY)

<u>PROJECT</u>	<u>ELEMENT</u>	<u>CODE</u>	<u>DESCRIPTION</u>	<u>AMOUNT</u>	
				<u>REVENUES</u>	<u>EXPENDITURES</u>
36017	--	40000	Federal Grant Revenue	7,539	
36017	--	41000	State Grant Revenue	942	
36017	--	49800	Local Funds Transfer	942	
36017	617100	50000	Salaries		6,160
36017	617100	50500	Fringe Benefits		2,044
36017	617100	59700	Indirect Costs		1,319
36017	617210	62900	Pass-Thru Expense		(100)
36018	--	40000	Federal Grant Revenue	48,985	
36018	--	41000	State Grant Revenue	6,123	
36018	--	49800	Local Funds Transfer	6,123	
36018	618100	63000	Consultants		20,918
36018	618210	62900	Pass-Thru Expense		16,192
36018	618810	62900	Pass-Thru Expense		(22,802)
36018	618820	62900	Pass-Thru Expense		23,491
36018	618840	62900	Pass-Thru Expense		30,000
36018	618850	62900	Pass-Thru Expense		(6,568)
36019	--	40000	Federal Grant Revenue	28,154	
36019	--	41000	State Grant Revenue	3,519	
36019	--	49800	Local Funds Transfer	3,519	
36019	619100	63000	Consultants		35,192
37019	--	45000	Interest Income	29,000	
37019	--	48900	Other Grant/Contribution Income	10,000	
37019	--	49700	Cash Carryforward	(3,416)	
37019	719100	50000	Salaries		(6,160)
37019	719100	50500	Fringe Benefits		(2,044)
37019	719100	59700	Indirect Costs		(1,319)
37019	719100	61400	Deferred Comp 457 Exec Director		(15,867)
37019	719100	63000	Consultants		18,890
37019	719100	64200	Office Mtg Marketing Expenses		6,500
37019	719130	50000	Salaries		(1,965)
37019	719130	50500	Fringe Benefits		(652)
37019	719130	59700	Indirect Costs		(421)
37019	719150	59800	Local Match Transfer Out		10,584
37019	719200	63000	Consultants		20,000
37019	719700	64600	Community Relations Sponsorships		5,000
37019	719500	50000	Salaries		1,965
37019	719500	50500	Fringe Benefits		652
37019	719500	59700	Indirect Costs		421

FINANCE USE ONLY:

Approved Bd Mtg:
Agenda Item #:

Entered:

B E No. :

FDOT No. :

FY 2019

1A1

34119	--	40000	Federal Grant Revenue	965,759	
34119	319820	50000	Salaries		94,435
34119	319820	50500	Fringe Benefits		31,337
34119	319820	59700	Indirect Costs		20,221
34119	319820	63000	Consultants		300,000
34119	319821	63000	Consultants		519,766
34219	--	40000	Federal Grant Revenue	100,000	
34219	329200	63000	Consultants		100,000
38019	819500	50000	Salaries		6,790
38019	819500	50500	Fringe Benefits		2,253
38019	819500	59700	Indirect Costs		1,454
38019	819700	50000	Salaries		(6,790)
38019	819700	50500	Fringe Benefits		(2,253)
38019	819700	59700	Indirect Costs		(1,454)

TOTAL: \$ 1,207,189.00 1,207,189.00

REASON(S):

1) To roll forward FTA grants from prior year; 2) To add additional FTA funds for new 5305(d) grant; 3) To program funds for Strategic Business Plan consultant; 4) To add funds to Office Meeting Marketing for additional meetings; 4) To program new Multimodal Network Connectivity Pilot grant and required matching funds; 5) To add additional SU funds for a regional TSMO project, AV/CV Readiness Study, and additional traffic signal retiming studies; 6) To add additional sponsorship for COMTO conference; 7) To add additional revenue to complete the CFL Transit Study and additional Interest Income.

Finance Director's Signature:

Jason S. Loschiavo

Date:

Executive Director's Signature:

Harold W. Barley

Date:

REMARKS:

Revised 10/24/16

METROPLAN ORLANDO
AGENCYWIDE REVENUE AND EXPENDITURE LINE ITEM BUDGET
FY 2018/2019

REVENUES		BE#1
ACCOUNT		FY2019
CODE	DESCRIPTION	
40000	FEDERAL REVENUES	
	FHWA PL Planning Funds	\$ 2,448,446
	NEW FTA Sec 5305d Planning Funds X013	\$ 863,476
	Carryfwd from FTA X012	\$ 208,985
	Carryfwd from FTA X011	\$ 7,619
	Multimodal Connectivity Grant	\$ 100,000
	SU (NEW) TSR / Regional TSMO / AV/CV Readiness Study	\$ 1,715,759
	Traffic Signal Timing-SU (FY'18)	
	TOTAL FEDERAL REVENUES	\$ 5,344,285
41000	STATE REVENUES	
	NEW FTA Sec 5305d Planning Funds X013	\$ 107,934
	Carryfwd from FTA X012	\$ 26,123
	Carryfwd from FTA X011	\$ 952
	Transportation Disadvantaged Planning Funds NEW	\$ 101,881
	TOTAL STATE REVENUES	\$ 236,890
	LOCAL REVENUES	
42900	Orange Co. Assessment	\$ 492,171
43000	Osceola Co. Assessment	\$ 133,826
43100	Seminole Co. Assessment	\$ 176,218
43200	Altamonte Springs Assessment	\$ 22,241
43300	Kissimmee Assessment	\$ 34,981
43400	Orlando Assessment	\$ 139,895
43500	Sanford Assessment	\$ 28,920
44300	Apopka Assessment	\$ 24,875
43700	CFX	\$ 25,000
43800	Sanford Airport Authority	\$ 25,000
43900	GOAA	\$ 25,000
44000	LYNX	\$ 25,000
44100	Belle Isle	\$ 508
44110	Eatonville	\$ 175
44120	Edgewood	\$ 200
44130	Maitland	\$ 1,320
44140	Oakland	\$ 202
44150	Ocoee	\$ 3,267
44160	Windermere	\$ 219
44170	Winter Garden	\$ 3,258
44180	Winter Park	\$ 2,223
44190	St. Cloud	\$ 3,421
44200	Casselberry	\$ 2,165
44210	Lake Mary	\$ 1,254
44220	Longwood	\$ 1,149
44230	Oviedo	\$ 2,859
44240	Winter Springs	\$ 2,780
	TOTAL LOCAL ASSESSMENTS	\$ 1,178,127
	OTHER REVENUES	
45000	Interest Income	\$ 67,000
47000	Reimbursement of Claims & Expenses	\$ 12,500
48900	Other Grant/Contribution Income (MPO Alliance/CFL Transit Study)	\$ 35,000
49700	Cash Carryforward	\$ 305,479
	TOTAL LOCAL REVENUES (ASSESSMENTS + OTHER)	\$ 1,598,106

METROPLAN ORLANDO
AGENCYWIDE REVENUE AND EXPENDITURE LINE ITEM BUDGET
FY 2018/2019

	Local Match Transfer Out for New FTA X013	\$	107,934
49800	Local Match Transfer Out for Rollover FTA X012	\$	26,123
49800	Local Match Transfer Out for Rollover FTA X011	\$	952
	TOTAL LOCAL MATCH	\$	135,009
TOTAL REVENUES:		\$	7,314,290

EXPENDITURES

ACCOUNT

CODE	DESCRIPTION	
50000	Salaries, Leave & Car Allow.	1,901,489
50600	Fringe - FICA Employer	169,577
50700	Fringe - Unemployment Ins	10,000
50800	Fringe - Health Insurance Emplr.	239,793
50900	Fringe - Dental Insurance Emplr.	6,195
51000	Fringe - Life Insurance Emplr.	1,597
51100	Fringe - Long-Term Disability	2,864
51200	Fringe - Workers Comp Ins.	4,000
51300	Fringe Pension Fund ICMA 401	179,205
51500	Fringe - VisionCare Insurance	1,428
51600	Fringe - Short-Term Disability	2,726
51700	Fringe - Grant Carry Forward	0
59800	Local Match Transfer Out	135,009
60400	Audit Fees	37,500
60500	I-Computer Operations	79,161
60600	Dues and Memberships	17,650
60700	Equipment	14,200
60800	Graphic Printing & Binding	32,442
60900	Insurance	32,614
61000	Legal Fees	42,000
61100	Office Supplies	44,912
61200	Postage	3,500
61300	Books, Subscrips & Pubs	7,673
61400	Deferred Comp 457 Ex Dir	10,133
61500	I- Rent	313,822
61600	I-Equipment Rent & Maintenance	24,806
61700	Seminars & Conf. Registration	21,195
61800	I - Telephone	7,130
61900	Travel Expenses	39,950
62000	Small Tools/Office Machinery	1,200
62100	HSA Employer Contribution	12,500
62200	Computer Software	7,500
62500	Contingency	30,000
62600	Contractual/Temporary Services	9,594
62900	Pass-Through Expenses	778,433
63000	Consultants	2,946,286
63100	Repair & Maintenance	1,200
63400	Advertising/Public Notice	11,026
64100	Other Miscellaneous Expense	7,840
64300	Awards & Promotional Expense	8,000
64400	Contributions	100,950
64500	Educational Reimbursement	1,690
64600	Comm. Relations Sponsorships	15,500
64700	Grant Carry Forward - Indirect	0
TOTAL EXPENDITURES:		7,314,290

Task 820 – Transportation Systems Management & Operations

Purpose

- To promote, advocate and implement Transportation Systems Management & Operations (TSMO) projects, programs, research and studies in the Orlando Urbanized Area
 - To provide Staff support to the TSMO Advisory Committee
 - To support implementation of Intelligent Transportation Systems (ITS) in the Orlando Urbanized Area, including update of ITS Master Plan
 - To continue and enhance deployment of innovative traffic signal technologies; traffic signal retiming program
 - To demonstrate and evaluate the Work Zone Impacts and Strategies Estimator (WISE) for construction projects in the Orlando Urbanized Area
 - Development of strategies for safety conscious planning in all stages of the transportation planning process with an emphasis on pedestrian safety, for both the highway and transit system
 - Maintain Regionwide Crash Database
 - Development of strategies for considering security-conscious planning in all stages of the transportation planning process and to prepare and maintain a Continuity of Operations Plan (COOP)
 - Integrate connected and automated vehicle technology into the transportation planning process
 - Use TSMO, C/AV strategies to support economic opportunity throughout the planning area
 - LYNX Data Flow Mapping will create and maintain a catalog of location-based systems and data flows.
 - LYNX ITS Next Generation update to support regional ITS Master Plan
-

Previous Work

- Staff support to the Transportation Systems, Management, and Operations (TSM&O) Committee for continued deployment and implementation of TSMO products and services, such as ITS.
- Staff maintained its involvement with state and national activities through membership in the Intelligent Transportation Society of Florida and ITS America. Information on emerging ITS developments have been presented to Committees and the Board when appropriate.
- Managed and coordinated technology investments in traffic signal retiming program.
- Project management of the Regionwide Crash Database.
- Participated in monthly meetings of the Community Traffic Safety Teams (CTST), TSMO Consortium, Traffic Incident Management (TIM) Team and quarterly meetings of the AMPO Connected/Automated Vehicle Work Group monthly meetings.
- Completed ITS Master Plan Study
- Completed Work Zone Impacts and Strategies Estimator (WISE) Study.
- Teamed with FDOT D5 and University of Central Florida to submit application to the FHWA Automated Traffic Congestion Management Technology Deployment Grant.
- LYNX Route Optimization Study will be completed in FY 18. A carry forward to FL-80X013 for completion.

MetroPlan Orlando Unified Planning Work Program
Fiscal Years 2018/2019 & 2019/2020

Required Activities

Staff will continue to integrate innovative technologies in to the transportation planning by:

- Work with TSMO Committee to identify and deploy non capacity strategies to manage traffic and congestion and improve safety.
- Implement projects in the ITS Master Plan.
- Maintain periodic updates to Board and Committees on technology and communication advancements in transportation.
- Develop regional TSMO strategies through the TSMO Consortium.
- Update Regional Crash Database.
- Advance projects in the ATCMTD grant, including PedSafe, Smart Communities, Greenways and SunStore.
- Develop governance and partnership with the Central Florida Automated Vehicle (AV) Partnership.
- Continue work with state and national associations that advocate technology in transportation, including the AMPO Working Groups.
- Integrate AVs into the planning process, including education and advocacy.
- Continue engagement with local stakeholders such as the TIM Team and CTSTs
- Provide technical assistance to LYNX on the Autonomous Vehicle Mobility Initiative (AVMI)
- Maintain consultant services, which may include data acquisition, compilation, processing, mapping, analysis, and reporting.
- Other services may include assistance in the development and implementation of TSMO strategies, programs; to include performance measurement and benchmarking
- Develop TSMO strategies, including AV into the 2045 LRTP.
- Consider Mobility on Demand (MOD)/Mobility as a Service (MaaS), to provide improved mobility options to all travelers and users of the system in an efficient and safe manner.
- Staff will leverage its success in developing a TSMO program. This will be completed by serving as a liaison to assist or enhance the efforts by MPOs in the I-4 corridor to sustain TSMO in their work programs. It will be complimented with research and work on mainstreaming TSMO by national organizations, AASHTO, ITSA and FHWA. Staff will apply its knowledge and resources in the process of improving performance measurement, business processes, and institutionalization of TSMO culture at these planning agencies.
- LYNX - Graphic mapping of data flows to ensure the dependencies between and among systems. Information catalog to be developed using web-based interface.
- LYNX - ITS Strategic Plan Implementation phasing assessments and strategies for the next generation of investment prioritization.
- LYNX - Input from Transit Asset Management (TAM) plan prioritization.

Milestone/End Product/Target Date

- Continued efforts to implement the use of ITS to address pressing problems in traffic congestion, incident management, and system safety and security
- Active support of the TSMO Committee, TSMO Consortium and Central Florida Automated Vehicle (AV) Partnership (CFAVP).
- Implementation of TSMO strategies in LRTP and TIM.
- LYNX - Coordination with Regional ITS Master Plan

MetroPlan Orlando Unified Planning Work Program
Fiscal Years 2018/2019 & 2019/2020

- LYNX - Planning priorities established based on TAM Plan.

Task 820 Target: Work will include target dates that fall within the UPWP cycle, June 2019 & June 2020. Work that does not get started or that is started, but not completed will be carried forward into the next planning cycle if determined appropriate

Responsible Agency/Staff

LYNX

MetroPlan Orlando

Director, Transportation Systems Management & Operations

Manager of Long-Range Planning

Transportation Planner



Board Action Fact Sheet

Meeting Date: Sept. 12, 2018

Agenda Item: VIII.G. (Tab 1)

Roll Call Vote: No

Action Requested: Approval of Resolution 18-11 to amend the signature authority of the organization.

Reason: During the interim period without a Deputy Executive Director, only two staff members have signature authority; Executive Director and Director of Finance & Administration. This resolution will add the Director of Regional Partnerships as an approved signor to allow for a continuity of operations.

Summary/Key Information: Current signatories for bank accounts and investment accounts include the Chair, Executive Director, Deputy Executive Director and Director of Finance & Administration. Signature authority will remain with existing positions but will add an additional position of Director of Regional Partnerships.

MetroPlan Budget Impact: None

Local Funding Impact: None

Committee Action:

CAC:	N/A
TSMO:	N/A
TAC:	N/A
MAC:	N/A

Staff Recommendation: Recommends approval

Supporting Information: Proposed Board Resolution No. 18-11



RESOLUTION NO. 18-11

**AMENDMENT TO SIGNATURE AUTHORITY IN
BOARD RESOLUTION NO. 12-03**

**SUBJECT:
AUTHORIZING OF SIGNATURE AUTHORITY**

WHEREAS, any contributions or withdrawals to or from an approved investment account, made on behalf of MetroPlan Orlando, shall be first duly authorized by the Organizations' Board or any designee of the Board pursuant to this resolution or a subsequent resolution; and

WHEREAS, MetroPlan Orlando from time to time has funds on hand in excess of current needs; and

WHEREAS, it is in the best interest of MetroPlan Orlando and its partners that funds be invested to return the highest yield consistent with proper safeguards;

NOW, THEREFORE, BE IT RESOLVED:

1. That the Chair, Executive Director, Deputy Executive Director, Director of Regional Partnerships, and/or Finance Director or Interim Finance Director, as legal representative(s) of MetroPlan Orlando, are hereby authorized to act as the administrator(s) for funds held at the State Board of Administration, FLCLASS, and SunTrust Bank, Central Florida, NA.
2. That administrator(s) shall have the authority to establish an account(s) on behalf of MetroPlan Orlando, withdraw funds from or transmit funds to said account(s) at the State Board of Administration, FLCLASS, and SunTrust Bank, Central Florida, NA, establish funds transfer instructions, name designee(s), and initiate changes to this information.
3. That this authorization shall be continuing in nature until revoked by the MetroPlan Orlando Board.

Resolution No. 18-11
Page 2 of 2

Passed and duly adopted at a regular meeting of the MetroPlan Orlando Board on the 12th day of September, 2018.

Certificate

The undersigned duly qualified serving in the role as Chairman of the MetroPlan Orlando Board certifies that the foregoing is a true and correct copy of a Resolution adopted at a legally convened meeting of the MetroPlan Orlando Board.

Honorable Cheryl L. Grieb, Chairwoman

Attest:

Cathy Goldfarb, Sr. Board Services Coordinator
and Recording Secretary



RESOLUTION NO. 18-14

SUBJECT:

Declaring October 15, 2018 as “Blind Americans Equality Day” in the Orlando Metropolitan Area

Whereas, by joint resolution approved on October 6, 1964 (Public Law 88-628, as amended), Congress designated October 15 of each year as “White Cane Safety Day” to recognize the contributions of Americans who are blind or have impaired vision; and

Whereas, it is important that all residents in the Orlando Metropolitan Area that are blind or visually impaired have the opportunity to live active, independent lives; and

Whereas, approximately 32,000 residents in Central Florida are blind or visually impaired; and

Whereas, for Floridians who are blind or visually impaired, the white cane is an important tool for self-reliance and full participation and inclusion in our society; and

Whereas, the use of white canes, dog guides, and public and private transportation programs has ensured Floridians who are blind or visually impaired can travel efficiently and safely, breaking down barriers to success and independence; and

Whereas, in 2011 “White Cane Safety Day” was named “Blind Americans Equality Day” by President Barack Obama; and

Whereas, this proclamation called upon public officials, business and community leaders, educators, librarians, and Americans across the country to observe this day with appropriate ceremonies, activities, and programs to celebrate and recognize the accomplishments and contributions of blind and visually impaired Americans; and

Whereas, we recommit to forging ahead with the work of perfecting our Union and ensuring we remain a Nation where all our people, including those living with disabilities, have every opportunity to achieve their dreams.

NOW, THEREFORE, BE IT RESOLVED by the MetroPlan Orlando Board that October 15, 2018 is designated as

“Blind Americans Equality Day”

Passed and duly adopted at a regular meeting of the MetroPlan Orlando Board on the 12th day of September, 2018.

CERTIFICATE

The undersigned duly qualified serving as Chairwoman of the MetroPlan Orlando Board certifies that the foregoing is a true and correct copy of a Resolution adopted at a legally convened meeting of the MetroPlan Orlando Board.

Honorable Cheryl Grieb, Chairwoman

Attest:

Cathy Goldfarb, Senior Board Services
Coordinator and Recording Secretary



RESOLUTION NO. 18-13

SUBJECT:

Declaring October 10, 2018 as “Put the Brakes on Fatalities Day®” in the Orlando Metropolitan Area

Whereas, October 10, 2018, is the Eighteenth Annual Put the Brakes on Fatalities Day®
and

Whereas, traffic crashes across America caused 37,719 people in 2013; 32,675 in 2014; 38,300 in 2015, 40,200 in 2016; and killed 40,100 in 2017; and

Whereas, traffic crashes throughout Florida caused 2,810 fatalities in 2013; 2,768 fatalities in 2014; 2,859 fatalities in 2015; 2,944 fatalities in 2016; 3,087 fatalities in 2017; and through July 31, 2018 we have lost 1,683 lives due to traffic crashes; and

Whereas, traffic crashes here in the MetroPlan Orlando planning area caused 260 in 2013; 257 in 2014; 232 in 2015; 268 in 2016; 297 in 2017; and through July 31, 2018 we have lost 156 lives due to traffic crashes; and

Whereas, MetroPlan Orlando recognizes the importance of integrating Safety Conscious Planning into the metropolitan transportation planning process; and

Whereas, a solvable distraction is unrestrained/unsafely restrained children; and

Whereas, spinal cord damage, internal bleeding and death are more likely in auto accidents involving young children if parents do not use a booster seat; and

Whereas, a young child is four times as likely to experience an injury to the head and neck and three times as likely to experience an abdominal injury when restrained with a seat belt vs. a booster seat; and

Whereas, a booster seat gives the child a much greater chance of surviving a crash injury-free; and

Whereas, Florida's children deserve to be protected; and

NOW, THEREFORE, BE IT RESOLVED by the MetroPlan Orlando Board that October 10, 2018 is designated as



"PUT THE BRAKES ON FATALITIES DAY®"

Passed and duly adopted at a regular meeting of the MetroPlan Orlando Board on the 12th day of September, 2018.

CERTIFICATE

The undersigned duly qualified serving in the role as Chairman of the MetroPlan Orlando Board certifies that the foregoing is a true and correct copy of a Resolution adopted at a legally convened meeting of the MetroPlan Orlando Board.

Honorable Cheryl L. Grieb, Chairwoman

Attest:

Cathy Goldfarb, Sr. Board Services Coordinator
and Recording Secretary

TAB 2





Board Action Fact Sheet

Meeting Date: September 12, 2018

Agenda Item: XX.X (Tab 3)

Roll Call Vote: Yes

Action Requested:	FDOT requests ratification of an <u>emergency</u> amendment to the FY 2017/18 - 2021/22 Transportation Improvement Program to include a traffic operations improvement project.		
Reason:	The traffic operations improvement project at US 17/92 and Airport Boulevard in Sanford was approved by the MetroPlan Orlando Board Chairman on an emergency basis in July in order to add federal funds for the project and to keep the project on schedule.		
Summary/Key Information:	<p>Items of particular significance for our Committees and the Board are as follows:</p> <ul style="list-style-type: none">• This amendment adds \$641 in state DIH funds and \$262,799 in state DS funds for design in FY 2017/18.• The amendment adds \$14,359 in federal SA funds for design in FY 2018/19.• Federal funds will be used for this project from FY 2018/19 forward since a majority of the project is being done on Airport Boulevard, which is a local road and is ineligible for state funding.		
MetroPlan Budget Impact:	None		
Local Funding Impact:	None		
Committee Action:	CAC:	No action needed	
	TSMO:	No action needed	
	TAC:	No action needed	
	MAC:	No action needed	
Staff Recommendation:	Recommends approval		
Supporting Information:	<p>These documents are provided at Tab 3:</p> <ul style="list-style-type: none">• FDOT letter dated July 23, 2018• Proposed Board Resolution No. 18-09		



Florida Department of Transportation

**RICK SCOTT
GOVERNOR**

719 S. Woodland Boulevard
DeLand, Florida 32720-6834

**MIKE DEW
SECRETARY**

July 23, 2018

Mr. Gary Huttman
Deputy Executive Director
MetroPlan Orlando MPO
250 South Orange Avenue
Orlando, FL 32801

Dear Mr. Huttman:

**Subject: REQUEST FOR EMERGENCY TRANSPORTATION IMPROVEMENT
PROGRAM CHANGES**

The Florida Department of Transportation requests the following changes to be made to the MetroPlan Orlando's Transportation Planning Organization's Adopted Fiscal Years 2017/2018 – 2021/2022 Transportation Improvement Program (TIP) in coordination with the corresponding changes to the Department's Adopted Work Program. The project schedule and timing of the MPO Board meeting necessitates the Department to request this emergency TIP Amendment. Please make sure that you put the date that the MPO Chairperson or designee signed the resolution for the TIP amendment on your cover page of the TIP and the page of the TIP that the project is listed on.

SEMINOLE COUNTY

**FM#:436679-2 State Road 15/State Road 600/US 17-92 at Airport Boulevard –
Traffic Operations Improvement (Signal Replacement and Adding
Right Turn Lane on Airport Boulevard) - Project Sponsor: Florida
Department of Transportation**

Current TIP Status:

Project is currently not in the TIP for Fiscal Years 2017/2018 – 2021/2022.

Current TIP:

Phase	Original Funding Type	Original Amount	Fiscal Year
PE (In-House Design)	None	\$0.00	2019
PE (Design)	None	\$0.00	2019
	TOTAL	\$0.00	

Proposed Amendment:

Phase	Amended Funding Type	Amended Amount	Fiscal Year
PE (In-House Design)	DIH (State)	\$641.00	2018
PE (In-House Design)	SA (Federal)	\$14,359.00	2019
PE (Design)	DS (State)	\$262,799.00	2018
	TOTAL	\$277,799.00	

Difference: \$277,799.00

Explanation: Originally this project was programmed with all state funding. While moving forward in the design phase it was decided that a majority of the project was being done on Airport Boulevard. Airport Boulevard is a local road and the Department had to add federal funds for this project from this point forward for both the design and construction phases. To keep this project on schedule an emergency amendment is being requested.

Sincerely,



Mary Schoelzel
Principal Planning
District Five, FDOT



metroplan orlando
A REGIONAL TRANSPORTATION PARTNERSHIP

Resolution No. 18-09

Subject:

Approval of Emergency Amendment to the FY 2017/18 - 2021/22 Transportation Improvement Program

WHEREAS, the Orlando Urbanized Area Metropolitan Planning Organization (MPO), d.b.a. MetroPlan Orlando, is the duly designated and constituted body responsible for carrying out the urban transportation planning and programming process for the Orlando Urbanized Area, including the Transportation Improvement Program; and

WHEREAS, the Florida Department of Transportation (FDOT) is requesting to amend the FY 2017/18 - 2021/22 Transportation Improvement Program (TIP) in accordance with the MetroPlan Orlando Internal Operating Procedures; and

WHEREAS, the MetroPlan Orlando Board will not be meeting until September 12, 2018, and this TIP amendment resolution must be signed by the MetroPlan Orlando Board Chairwoman prior to that meeting date in order for FDOT to be able to allocate the funds for the projects included in the amendment request in a timely manner; and

WHEREAS, FDOT is therefore requesting that this TIP amendment be approved by the MetroPlan Orlando Board on an emergency basis in order to add federal funds for this project from this point forward for both the design and construction phases and to keep this project on schedule and in order to be consistent with the State Transportation Improvement Program (STIP), as required by the Federal Highway Administration (FHWA); and

WHEREAS, in the case where a TIP amendment must be approved prior to the next MetroPlan Orlando Board meeting in order for the amended project to receive funding, the MetroPlan Orlando Board Chairwoman is authorized to approve the amendment and sign the corresponding resolution on behalf of the Board without having to call an emergency meeting of the Board; and

WHEREAS, the requested amendment is described as follows:

Seminole County

- FM #4366792 – US 17/92 at Airport Boulevard – Traffic Operations Improvement (Signal Replacement and Adding Right Turn Lane on Airport Boulevard) - Funding consists of \$641 in DIH funds and \$262,799 in DS funds for design in FY 2017/18 and \$14,359 in SA funds for design in FY 2018/19; and

WHEREAS, the requested amendment described above is consistent with MetroPlan Orlando's project priorities and currently adopted Long Range Transportation Plan.

NOW, THEREFORE, BE IT RESOLVED that the amendment to the 2017/18 - 2021/22 TIP requested by FDOT is approved by the MetroPlan Orlando Board Chairwoman, on behalf of the MetroPlan Orlando Board, on July 24, 2018; and

BE IT FURTHER RESOLVED that the aforementioned amendment shall be ratified by the full MetroPlan Orlando Board at its regular scheduled meeting on September 12, 2018.

Certificate

The undersigned duly qualified as Chairwoman of the MetroPlan Orlando Board certifies that the foregoing is a true and correct copy of a Resolution adopted at a legally convened meeting of the MetroPlan Orlando Board.

Signed this 24th day of July 2018.



Honorable Cheryl L. Grieb, Chairwoman

Attest:



Cathy Goldfarb, Sr. Board Services Coordinator
and Recording Secretary

Ratification

BE IT FURTHER RESOLVED that the aforementioned amendments listed above are hereby duly ratified by the MetroPlan Orlando Board this 12th day of September, 2018.

Honorable Cheryl L. Grieb, Chairwoman

Attest:

Cathy Goldfarb, Sr. Board Services Coordinator
and Recording Secretary

TAB 3





Board Action Fact Sheet

Meeting Date: September 12, 2018

Agenda Item: IX.A.2 (Tab 3)

Roll Call Vote: Yes

Action Requested: FDOT requests approval of an amendment to the FY 2018/19 - 2022/23 Transportation Improvement Program (TIP) to include projects with funds rolling forward from FY 2017/18 to FY 2018/19.

Reason: This request is being made to ensure that the projects shown in the TIP are consistent with the projects shown FDOT's Five Year Work Program.

Summary/Key Information: Items of particular significance for our Committees and the Board are as follows:

- This amendment is a routine procedure that is done every year.
- The projects shown in the attached FDOT Roll Forward Report had funds originally programmed in FY 2017/18 and were therefore not included in FDOT's FY 2018/19 - 2022/23 Tentative Five Year Work Program (April 2018) that was used to develop the TIP adopted by the Board in July.
- The funding for these projects was not committed during FY 2017/18 and automatically rolled forward to FY 2018/19 in FDOT's FY 2018/19 - 2022/23 Adopted Five Year Work Program (July 2018).
- This amendment adds the funds rolling forward from FY 2017/18 to FY 2018/19 to the FY 2018/19 - 2022/23 TIP so the TIP will be consistent with the Five Year Work Program.
- This amendment does not affect the cost or schedule for the projects included in the Roll Forward Report.

MetroPlan Budget Impact: None

Local Funding Impact: None

Committee Action:

CAC:	Recommended for approval on August 22, 2018
TSMO:	Recommended for approval on August 24, 2018
TAC:	Recommended for approval on August 24, 2018
MAC:	To be taken up on September 6, 2018

Staff Recommendation: Recommends approval

Supporting Information: The following documents are provided at Tab 3:

- FDOT letter dated July 25, 2018
- FDOT Roll Forward Report
- Proposed Board Resolution No. 18-10



Florida Department of Transportation

**RICK SCOTT
GOVERNOR**

719 S. Woodland Boulevard
DeLand, Florida 32720-6834

**MIKE DEW
SECRETARY**

July 25, 2018

Mr. Harold W. Barley
Executive Director
MetroPlan Orlando MPO
250 South Orange Ave, Suite 200
Orlando, FL 32801

RE: MetroPlan Orlando Metropolitan Planning Organization (MPO) Transportation Improvement Program (TIP), Annual Roll-Forward Amendment, Fiscal Years 2018/2019 to Fiscal Years 2022/2023.

The purpose of this letter is to request that MetroPlan Orlando Metropolitan Planning Organization (MPO) approve the Annual Roll-Forward Amendment to the adopted Transportation Improvement Program (TIP) for Fiscal Years 2018/2019 through 2022/2023 to reconcile differences between the TIP and the Florida Department of Transportation's (FDOT) Adopted Five Year Work Program. The Fiscal Years 2018/2019 through 2022/2023 TIP will take effect on October 1, 2018. Until then, the Fiscal Year 2017/2018 through 2021/2022 TIP will be used by the Federal Highway Administration (FHWA) and the Federal Transit Administration (FTA) for authorization of funding. This is a routine, annual process to assist MetroPlan Orlando MPO in identifying projects that were not committed in the previous Fiscal Year (2017/2018) and have automatically rolled forward into Fiscal Year 2018/2019 of the FDOT Work Program. This amendment ensures that year one of the TIP, adopted by the MPO Board on July 11, 2018, matches year one of the Department's Adopted Work Program.

The affected projects submitted for the MPO's approval are listed in the attached Roll-Forward Report dated July 5, 2018.

If you should have any questions, please feel free to contact me at 386-943-5427.

Sincerely,

Kellie Smith
Government Liaison Administrator

cc: Alex Gramovot, CO-FDOT
Robert Sachnin, FTA
Teresa Parker, FHWA
Gary Huttman, MetroPlan Orlando\
Keith Caskey, MetroPlan Orlando
Jim Wikstrom, FDOT
Jo Santiago, FDOT

FLORIDA DEPARTMENT OF TRANSPORTATION
OFFICE OF WORK PROGRAM
MPO ROLLFORWARD REPORT
=====

HIGHWAYS
=====

PROJECT DESCRIPTION: WEKIVA PARKWAY LINE AND GRADE ORANGE COUNTY SEGMENT									
COUNTY: ORANGE									
PROJECT LENGTH: 13.170MI									
SIS									
TYPE OF WORK: NEW ROAD CONSTRUCTION									
LANES EXIST/IMPROVED/ADDED: 0/ 0/ 0									
FUND CODE	2019	2020	2021	2022	2023	GREATER THAN 2023	ALL YEARS		
LESS THAN 2019									
PHASE: P D & E / RESPONSIBLE AGENCY: MANAGED BY FDOT									
DS	29,202	0	0	0	0	0	0	29,202	
PHASE: PRELIMINARY ENGINEERING / RESPONSIBLE AGENCY: MANAGED BY FDOT									
DC	1,039	0	0	0	0	0	0	1,039	
DDR	1,613,448	0	0	0	0	0	0	1,613,448	
DIH	318,629	101	0	0	0	0	0	318,730	
TOTAL 431081 1	1,962,318	101	0	0	0	0	0	1,962,419	
ITEM NUMBER: 431163 1									
DISTRICT: 05									
ROADWAY ID: 75330000									
PROJECT DESCRIPTION: SR 429 (WEKIVA PKWY) FROM 0.25MI N OF US 441 TO 0.129MI N OF PONKAN RD									
COUNTY: ORANGE									
PROJECT LENGTH: 2.132MI									
SIS									
TYPE OF WORK: NEW ROAD CONSTRUCTION									
LANES EXIST/IMPROVED/ADDED: 0/ 0/ 4									
FUND CODE	2019	2020	2021	2022	2023	GREATER THAN 2023	ALL YEARS		
LESS THAN 2019									
PHASE: PRELIMINARY ENGINEERING / RESPONSIBLE AGENCY: MANAGED BY FDOT									
DIH	802	0	0	0	0	0	0	3,000	
PKYI	127,831	0	0	0	0	0	0	127,831	
TOTAL 431163 1	128,633	2,198	0	0	0	0	0	130,831	
ITEM NUMBER: 431163 3									
DISTRICT: 05									
ROADWAY ID: 75330000									
PROJECT DESCRIPTION: SR 429 (WEKIVA PKWY) FROM N OF KELLY PARK RD TO CR 435 MT. PLYMOUTH									
COUNTY: ORANGE									
PROJECT LENGTH: 2.958MI									
SIS									
TYPE OF WORK: NEW ROAD CONSTRUCTION									
LANES EXIST/IMPROVED/ADDED: 0/ 0/ 0									
FUND CODE	2019	2020	2021	2022	2023	GREATER THAN 2023	ALL YEARS		
LESS THAN 2019									
PHASE: PRELIMINARY ENGINEERING / RESPONSIBLE AGENCY: MANAGED BY FDOT									
DIH	707	0	0	0	0	0	0	3,000	
TOTAL 431163 3	707	2,293	0	0	0	0	0	3,000	
ITEM NUMBER: 431163 4									
DISTRICT: 05									
ROADWAY ID: 75350000									
PROJECT DESCRIPTION: SR 46 (WEKIVA PKWY) REALIGNMENT LAKE CO. LINE TO SYS INTERCH WITH SR42									
COUNTY: ORANGE									
PROJECT LENGTH: .775MI									
NON-SIS									
TYPE OF WORK: NEW ROAD CONSTRUCTION									
LANES EXIST/IMPROVED/ADDED: 0/ 0/ 0									
FUND CODE	2019	2020	2021	2022	2023	GREATER THAN 2023	ALL YEARS		
LESS THAN 2019									
PHASE: PRELIMINARY ENGINEERING / RESPONSIBLE AGENCY: MANAGED BY FDOT									
DIH	431	0	0	0	0	0	0	3,000	
TOTAL 431163 4	431	2,569	0	0	0	0	0	3,000	
ITEM NUMBER: 431163 5									
DISTRICT: 05									
ROADWAY ID: 75330000									
PROJECT DESCRIPTION: SR 429 (WEKIVA PKWY) FROM MORRIS ACCESS ROAD TO LAKE COUNTY LINE									
COUNTY: ORANGE									
PROJECT LENGTH: .697MI									
SIS									
TYPE OF WORK: NEW ROAD CONSTRUCTION									
LANES EXIST/IMPROVED/ADDED: 0/ 0/ 4									
FUND CODE	2019	2020	2021	2022	2023	GREATER THAN 2023	ALL YEARS		
LESS THAN 2019									
PHASE: P D & E / RESPONSIBLE AGENCY: MANAGED BY FDOT									
TOBW	172,491	0	0	0	0	0	0	172,491	
PHASE: PRELIMINARY ENGINEERING / RESPONSIBLE AGENCY: MANAGED BY FDOT									
DIH	26,697	0	0	0	0	0	0	26,697	

DS	76,871	0	0	0	0	0	0	0	76,871
PHASE: RIGHT OF WAY / RESPONSIBLE AGENCY: MANAGED BY FDOT									
DS	2,770,000	0	0	0	0	0	0	0	2,770,000
PHASE: DESIGN BUILD / RESPONSIBLE AGENCY: MANAGED BY FDOT									
DDR	11,085	0	0	0	0	0	0	0	11,085
DI	3,731,700	0	0	0	0	0	0	0	3,731,700
DIH	74,790	7,809	0	0	0	0	0	0	82,599
DS	33,107	0	0	0	0	0	0	0	33,107
TOTAL 431163 5	6,896,741	7,809	0	0	0	0	0	0	6,904,550
TOTAL PROJECT:	8,988,830	14,970	0	0	0	0	0	0	9,003,800

ITEM NUMBER:239203 4									
DISTRICT:05									
ROADWAY ID:75060000									
PROJECT DESCRIPTION:SR 50 (COLONIAL DR) FROM E OF CR425 (DEAN RD) TO E OF OLD CHENEY HWY									
COUNTY:ORANGE									
PROJECT LENGTH: 4.905MI									
NON-SIS									
TYPE OF WORK:ADD LANES & REHABILITATE PVMNT									
LANES EXIST/IMPROVED/ADDED: 4/ 4/ 2									
LESS THAN 2019									
FUND CODE	2019	2020	2021	2022	2023	GREATER THAN 2023	ALL YEARS		
PHASE: PRELIMINARY ENGINEERING / RESPONSIBLE AGENCY: MANAGED BY FDOT									
DDR	479,648	0	0	0	0	0	0	0	479,648
DIH	374,973	14,615	0	0	0	0	0	0	389,588
DS	975,902	0	0	0	0	0	0	0	975,902
LF	2,850,001	0	0	0	0	0	0	0	2,850,001
PHASE: RIGHT OF WAY / RESPONSIBLE AGENCY: MANAGED BY FDOT									
DDR	17,347	0	0	0	0	0	0	0	17,347
DIH	16,566	0	0	0	0	0	0	0	16,566
PHASE: RAILROAD & UTILITIES / RESPONSIBLE AGENCY: MANAGED BY FDOT									
LF	20,453,250	0	0	0	0	0	0	0	20,453,250
PHASE: CONSTRUCTION / RESPONSIBLE AGENCY: MANAGED BY FDOT									
DDR	15,001,961	0	0	0	0	0	0	0	15,001,961
DIH	108,609	2,609	0	0	0	0	0	0	111,218
DS	38,087,399	0	0	0	0	0	0	0	38,087,399
LF	947,118	0	0	0	0	0	0	0	947,118
LF1	15,937	0	0	0	0	0	0	0	15,937
PHASE: ENVIRONMENTAL / RESPONSIBLE AGENCY: MANAGED BY FDOT									
DS	1,415,810	0	0	0	0	0	0	0	1,415,810
TOTAL 239203 4	80,744,521	17,224	0	0	0	0	0	0	80,761,745
ITEM NUMBER:239203 7									
DISTRICT:05									
ROADWAY ID:75060000									
PROJECT DESCRIPTION:SR 50 EAST OF OLD CHENEY HWY TO CHULUOTA RD									
COUNTY:ORANGE									
PROJECT LENGTH: 2.434MI									
NON-SIS									
TYPE OF WORK:ADD LANES & REHABILITATE PVMNT									
LANES EXIST/IMPROVED/ADDED: 4/ 4/ 2									
LESS THAN 2019									
FUND CODE	2019	2020	2021	2022	2023	GREATER THAN 2023	ALL YEARS		
PHASE: PRELIMINARY ENGINEERING / RESPONSIBLE AGENCY: MANAGED BY FDOT									
DDR	2,686,405	0	0	0	0	0	0	0	2,686,405
DIH	95,233	2,960	0	0	0	0	0	0	98,193
PHASE: RIGHT OF WAY / RESPONSIBLE AGENCY: MANAGED BY FDOT									
LF	3,446,000	0	0	0	0	0	0	0	3,446,000
PHASE: CONSTRUCTION / RESPONSIBLE AGENCY: MANAGED BY FDOT									
DDR	0	0	0	0	0	0	0	0	0
DIH	0	0	0	0	0	0	0	0	0
DS	0	0	0	0	0	0	0	0	0
PHASE: ENVIRONMENTAL / RESPONSIBLE AGENCY: MANAGED BY FDOT									
DDR	0	500,000	0	0	0	0	0	0	500,000
TOTAL 239203 7	6,227,638	502,960	0	0	0	0	0	0	36,996,608

FLORIDA DEPARTMENT OF TRANSPORTATION
OFFICE OF WORK PROGRAM
MPO ROLLFORWARD REPORT
=====

METROPOLAN ORLANDO

HIGHWAYS
=====

ITEM NUMBER:239203 8		PROJECT DESCRIPTION:SR 50 CHULUOTA RD TO SR 520				*NON-SIS*	
DISTRICT:05		COUNTY:ORANGE				TYPE OF WORK:ADD LANES & REHABILITATE PVMNT	
ROADWAY ID:75060000		PROJECT LENGTH: 3.113MI				LANES EXIST/IMPROVED/ADDED: 4/ 0/ 2	
		LESS THAN 2019	2019	2020	2021	2022	2023
FUND CODE							GREATER THAN 2023
							ALL YEARS
PHASE: PRELIMINARY ENGINEERING / RESPONSIBLE AGENCY: MANAGED BY FDOT							
DDR		2,824,255	0	0	0	0	0
DIH		83,589	0	0	0	0	0
PHASE: ENVIRONMENTAL / RESPONSIBLE AGENCY: MANAGED BY FDOT							
DDR		0	0	0	0	0	0
TOTAL 239203 8		2,907,844	0	0	0	0	0
TOTAL PROJECT:		89,880,003	0	0	0	30,266,010	121,076,733

ITEM NUMBER:239266 3		PROJECT DESCRIPTION:SR 15 (HOFFNER RD) FROM N OF LEE VISTA BLVD TO W OF SR 436				*NON-SIS*	
DISTRICT:05		COUNTY:ORANGE				TYPE OF WORK:ADD LANES & RECONSTRUCT	
ROADWAY ID:75080000		PROJECT LENGTH: 2.679MI				LANES EXIST/IMPROVED/ADDED: 2/ 2/ 2	
		LESS THAN 2019	2019	2020	2021	2022	2023
FUND CODE							GREATER THAN 2023
							ALL YEARS
PHASE: PRELIMINARY ENGINEERING / RESPONSIBLE AGENCY: MANAGED BY FDOT							
DDR		4,168,632	0	0	0	0	0
DIH		377,093	0	0	0	0	0
PHASE: RAILROAD & UTILITIES / RESPONSIBLE AGENCY: MANAGED BY FDOT							
DDR		648,605	0	0	0	0	0
LF		3,355,825	0	0	0	0	0
PHASE: CONSTRUCTION / RESPONSIBLE AGENCY: MANAGED BY FDOT							
DDR		16,948,088	0	0	0	0	0
DER		69,186	0	0	0	0	0
DIH		126,605	0	0	0	0	0
DS		8,368,869	0	0	0	0	0
LF		60,897	0	0	0	0	0
PHASE: CONTRACT INCENTIVES / RESPONSIBLE AGENCY: MANAGED BY FDOT							
DDR		0	0	0	0	0	0
PHASE: ENVIRONMENTAL / RESPONSIBLE AGENCY: MANAGED BY FDOT							
DEM		713,900	0	0	0	0	0
TOTAL 239266 3		34,837,700	0	0	0	0	35,773,171

ITEM NUMBER:239266 4		PROJECT DESCRIPTION:SR 15 HOFFNER AVE FROM W OF SR 436 TO CONWAY ROAD				*NON-SIS*	
DISTRICT:05		COUNTY:ORANGE				TYPE OF WORK:ADD LANES & RECONSTRUCT	
ROADWAY ID:75080000		PROJECT LENGTH: 1.132MI				LANES EXIST/IMPROVED/ADDED: 2/ 2/ 2	
		LESS THAN 2019	2019	2020	2021	2022	2023
FUND CODE							GREATER THAN 2023
							ALL YEARS
PHASE: RAILROAD & UTILITIES / RESPONSIBLE AGENCY: MANAGED BY FDOT							
LF		1,857,875	0	0	0	0	0
PHASE: CONSTRUCTION / RESPONSIBLE AGENCY: MANAGED BY FDOT							
DDR		11,383,192	0	0	0	0	0
DER		26,503	0	0	0	0	0
DIH		62,968	0	0	0	0	0
DS		745,777	0	0	0	0	0

HIGHWAYS									
LF	36,126	0	0	0	0	0	0	0	36,126
TOTAL 239266 4	14,112,441	185,732	0	0	0	0	0	0	14,298,173
TOTAL PROJECT:	48,950,141	1,121,203	0	0	0	0	0	0	50,071,344

ITEM NUMBER:239422 1									
DISTRICT:05									
ROADWAY ID:75260000									
PROJECT DESCRIPTION:SR 434 FOREST CITY FROM SR 424 EDGEWATER DR TO SEMINOLE CO LINE									
COUNTY:ORANGE									
PROJECT LENGTH: 2.113MI									
TYPE OF WORK:ADD LANES & RECONSTRUCT									
LANES EXIST/IMPROVED/ADDED: 4/ 4/ 2									
NON-SIS									
LESS THAN 2019	2019	2020	2021	2022	2023	GREATER THAN 2023	ALL YEARS		
PHASE: P D & E / RESPONSIBLE AGENCY: MANAGED BY FDOT									
SA	378	0	0	0	0	0	0	378	
PHASE: PRELIMINARY ENGINEERING / RESPONSIBLE AGENCY: MANAGED BY FDOT									
DDR	2,187,783	0	0	0	0	0	0	2,187,783	
DIH	200,489	7,387	0	0	0	0	0	207,876	
PHASE: RIGHT OF WAY / RESPONSIBLE AGENCY: MANAGED BY FDOT									
ACCM	0	12,705	0	0	0	0	0	12,705	
CM	1,254,027	236,008	0	0	0	0	0	1,490,035	
DDR	638,029	0	0	0	0	0	0	638,029	
DS	72,767	0	0	0	0	0	0	72,767	
SA	1,869	52,160	0	0	0	0	0	54,029	
PHASE: CONSTRUCTION / RESPONSIBLE AGENCY: MANAGED BY FDOT									
DDR	0	0	10,110,738	0	0	0	0	10,110,738	
DIH	0	0	7,567	0	0	0	0	7,567	
TOTAL 239422 1	4,355,342	308,260	10,118,305	0	0	0	0	14,781,907	
TOTAL PROJECT:	4,355,342	308,260	10,118,305	0	0	0	0	14,781,907	

PROJECT DESCRIPTION:SR 50 SR 429 (WESTERN BELTWAY) TO E OF WEST OAKS MALL									
COUNTY:ORANGE									
PROJECT LENGTH: 2.560MI									
TYPE OF WORK:ADD LANES & RECONSTRUCT									
LANES EXIST/IMPROVED/ADDED: 4/ 4/ 2									
NON-SIS									
FUND CODE	LESS THAN 2019	2019	2020	2021	2022	2023	GREATER THAN 2023	ALL YEARS	
PHASE: PRELIMINARY ENGINEERING / RESPONSIBLE AGENCY: MANAGED BY FDOT									
DDR	1,143,528		0	0	0	0	0	1,143,528	
DIH	373,593	10,246	0	0	0	0	0	383,839	
DS	1,588,313	0	0	0	0	0	0	1,588,313	
PKYI	9,865	0	0	0	0	0	0	9,865	
TOP	2,100,000	0	0	0	0	0	0	2,100,000	
PHASE: RIGHT OF WAY / RESPONSIBLE AGENCY: MANAGED BY FDOT									
DDR	614,539		0	0	0	0	0	614,539	
DIH	465,336	3,101	0	0	0	0	0	468,437	
DS	12,863,491	0	0	0	0	0	0	12,863,491	
PHASE: RAILROAD & UTILITIES / RESPONSIBLE AGENCY: MANAGED BY FDOT									
LF	2,278,789		130,524	0	0	0	0	2,409,313	
SA	319,150	66,953	0	0	0	0	0	386,103	
PHASE: CONSTRUCTION / RESPONSIBLE AGENCY: MANAGED BY FDOT									
ACCM	294,668		0	0	0	0	0	294,668	
ACSA	1,328,782	0	0	0	0	0	0	1,328,782	
CM	2,488,100	0	0	0	0	0	0	2,488,100	
DDR	8,021,598	0	0	0	0	0	0	8,021,598	
DS	2,861,157	852,700	0	0	0	0	0	3,713,857	
EB	428,290	0	0	0	0	0	0	428,290	
LF	463,121	13,491	0	0	0	0	0	476,612	
LFP	9,091,530	0	0	0	0	0	0	9,091,530	
SA	21,029,301	112,407	0	0	0	0	0	21,141,708	

HIGHWAYS									
PHASE: ENVIRONMENTAL / RESPONSIBLE AGENCY: MANAGED BY FDOT									
DS	289,500	0	0	0	0	0	0	0	289,500
TOTAL 239535 3	68,052,651	1,189,422	0	0	0	0	0	0	69,242,073
TOTAL PROJECT:	68,052,651	1,189,422	0	0	0	0	0	0	69,242,073

ITEM NUMBER:242484 4	PROJECT DESCRIPTION:I-4 FROM S OF US 441 (OBT) TO S. OF IVANHOE BLVD.									
DISTRICT:05	COUNTY:ORANGE									
ROADWAY ID:75280000	PROJECT LENGTH: 4.070MI									
	LESS THAN 2019	2019	2020	2021	2022	2023	GREATER THAN 2023	*SIS* TYPE OF WORK:ADD LANES & RECONSTRUCT LANES EXIST/IMPROVED/ADDED: 6/ 6/ 4		
PHASE: PRELIMINARY ENGINEERING / RESPONSIBLE AGENCY: MANAGED BY FDOT										
DI	543,536	0	0	0	0	0	0	543,536		
DIH	212,574	80,505	0	0	0	0	0	293,079		
DS	19,537	0	0	0	0	0	0	19,537		
LF	107,454	0	0	0	0	0	0	107,454		
NH	7,141,750	0	0	0	0	0	0	7,141,750		
NHAC	4,588,471	0	0	0	0	0	0	4,588,471		
RED	1,887,745	0	0	0	0	0	0	1,887,745		
PHASE: RAILROAD & UTILITIES / RESPONSIBLE AGENCY: MANAGED BY FDOT										
DI	1,011,000	0	0	0	0	0	0	1,011,000		
DS	140,000	0	0	0	0	0	0	140,000		
GMR	4,065,999	0	0	0	0	0	0	4,065,999		
PHASE: ENVIRONMENTAL / RESPONSIBLE AGENCY: MANAGED BY FDOT										
NHAC	356,365	0	0	0	0	0	0	356,365		
TOTAL 242484 4	20,074,431	80,505	0	0	0	0	0	20,154,936		

ITEM NUMBER:242484 7	PROJECT DESCRIPTION:SR 400 (I-4) W OF SR 528 BEACHLINE TO W OF SR 435 KIRKMAN RD									
DISTRICT:05	COUNTY:ORANGE									
ROADWAY ID:75280000	PROJECT LENGTH: 5.600MI									
	LESS THAN 2019	2019	2020	2021	2022	2023	GREATER THAN 2023	*SIS* TYPE OF WORK:ADD LANES & RECONSTRUCT LANES EXIST/IMPROVED/ADDED:16/16/ 8		
PHASE: PRELIMINARY ENGINEERING / RESPONSIBLE AGENCY: MANAGED BY FDOT										
ACNP	40,540	550,000	5,401,295	30,000	30,000	30,000	0	6,081,835		
ACSA	263,618	0	0	0	0	0	0	263,618		
DDR	150,817	0	0	0	0	0	0	150,817		
DI	211,197	0	0	0	0	0	0	211,197		
DIH	380,152	982,302	0	0	0	0	0	1,362,454		
DS	77,079	0	0	0	0	0	0	77,079		
NHPP	6,120,955	0	0	0	0	0	0	6,120,955		
PKVI	15,032	0	0	0	0	0	0	15,032		
SA	1,735,239	0	0	0	0	0	0	1,735,239		
PHASE: RIGHT OF WAY / RESPONSIBLE AGENCY: MANAGED BY FDOT										
ACNP	52,600	18,407,400	8,470,000	5,200,000	1,299,335	0	0	33,429,335		
DIS	939,110	726,555	0	0	0	0	0	1,665,665		
PHASE: RAILROAD & UTILITIES / RESPONSIBLE AGENCY: MANAGED BY FDOT										
ACNP	0	6,200,000	0	0	0	0	0	6,200,000		
PHASE: CONTRACT INCENTIVES / RESPONSIBLE AGENCY: MANAGED BY FDOT										
ACNP	0	0	0	4,700,000	0	0	0	4,700,000		
DSBH	0	0	0	300,000	0	0	0	300,000		
PHASE: ENVIRONMENTAL / RESPONSIBLE AGENCY: MANAGED BY FDOT										
DEM	962,400	37,600	0	0	0	0	0	1,000,000		
PHASE: DESIGN BUILD / RESPONSIBLE AGENCY: MANAGED BY FDOT										
ACNP	0	0	239,093,778	0	0	0	0	240,269,702		
DS	0	1,028,000	0	0	0	0	147,924	257,000		
DSBH	0	257,000	0	0	0	0	0	28,852,098		

METROPLAN ORLANDO

FLORIDA DEPARTMENT OF TRANSPORTATION
OFFICE OF WORK PROGRAM
MPO ROLLFORWARD REPORT

DATE RUN: 07/02/2018
TIME RUN: 08.32.40
MRMPOTB

HIGHWAYS

SIS									
TYPE OF WORK:ADD LANES & RECONSTRUCT									
LANES EXIST/IMPROVED/ADDED: 8/ 8/ 4									
PROJECT DESCRIPTION:SR 400 (I-4) E OF SR 522 (OSCEOLA PKWY) TO WEST OF SR 528									
COUNTY:ORANGE									
PROJECT LENGTH: 5.650MI									
ITEM NUMBER:242484 8									
DISTRICT:05									
ROADWAY ID:75280000									
LESS THAN 2019									
2020									
2021									
2022									
2023									
GREATER THAN 2023									
ALL YEARS									
FINC 0 68,888,335 0 0 0 68,888,335									
PKYI 3,315 0 162,394,291 0 0 162,397,606									
STED 0 49,820,325 0 0 0 49,820,325									
TOTAL 242484 7 10,952,054 21,988,857 10,230,000 1,329,335 30,000 147,924 613,798,292									
ITEM NUMBER:242484 8									
DISTRICT:05									
ROADWAY ID:75280000									
LESS THAN 2019									
2020									
2021									
2022									
2023									
GREATER THAN 2023									
ALL YEARS									
PHASE: PRELIMINARY ENGINEERING / RESPONSIBLE AGENCY: MANAGED BY FDOT									
ACNP 6,650,914 0 0 0 0 6,650,914									
DI 4,410 0 0 0 0 4,410									
DIH 322,694 1,307,742 0 0 0 1,630,436									
DS 25,276 0 0 0 0 25,276									
NHPP 10,936,847 0 0 0 0 10,936,847									
PKYI 1,719 0 0 0 0 1,719									
PHASE: RIGHT OF WAY / RESPONSIBLE AGENCY: MANAGED BY FDOT									
ACNP 103,645 54,839,047 4,500,000 37,250,000 46,750,000 31,785,000 4,741,000 179,968,692									
ACSA 9,000,000 0 0 0 0 9,000,000									
BNIR 37,895,737 0 0 0 0 37,895,737									
CM 1,000,000 0 0 0 0 1,000,000									
DDR 86,556,385 0 0 0 0 86,556,385									
DI 2,035,203 0 0 0 0 2,035,203									
DS 78,000 4,209,584 0 0 0 4,287,384									
NHPP 430,179 0 0 0 0 430,179									
RED 5,562,513 0 0 0 0 5,562,513									
SU 3,127,357 0 0 0 0 3,127,357									
PHASE: ENVIRONMENTAL / RESPONSIBLE AGENCY: MANAGED BY FDOT									
NHPP 8,662,241 0 0 0 0 8,662,241									
TOTAL 242484 8 27,215,925 205,533,368 37,250,000 46,750,000 31,785,000 4,741,000 357,775,293									
TOTAL PROJECT: 58,242,410 227,602,730 47,480,000 48,079,335 31,815,000 4,886,924 991,728,521									

ITEM NUMBER:407143 4 DISTRICT:05 ROADWAY ID:75002000		PROJECT DESCRIPTION:SR 482 SAND LAKE RD FROM W OF INTERNATIONAL DR TO UNIVERSAL BLVD COUNTY:ORANGE PROJECT LENGTH: .369MI					TYPE OF WORK:ADD LANES & RECONSTRUCT LANES EXIST/IMPROVED/ADDED: 5/ 4/ 2		*NON-SIS*
FUND CODE	LESS THAN 2019	2019	2020	2021	2022	2023	GREATER THAN 2023	ALL YEARS	
PHASE: PRELIMINARY ENGINEERING / RESPONSIBLE AGENCY: MANAGED BY FDOT									
DIH	77,741		532	0	0	0	0	0	78,273
DS	354,260		0	0	0	0	0	0	354,260
HPP	204,837		0	0	0	0	0	0	204,837
TIMP	180,163		0	0	0	0	0	0	180,163
PHASE: RAILROAD & UTILITIES / RESPONSIBLE AGENCY: MANAGED BY FDOT									
DDR	1,449,635		0	0	0	0	0	0	1,449,635
DS	11,588		0	0	0	0	0	0	11,588
LF	2,357,966		225,178	0	0	0	0	0	2,583,144
PHASE: CONSTRUCTION / RESPONSIBLE AGENCY: MANAGED BY FDOT									
ACSA	1,762,584		0	0	0	0	0	0	1,762,584
CM	306,185		0	0	0	0	0	0	306,185
DDR	1,570,905		0	22,815	0	0	0	0	1,593,720
DER	55,497		0	0	0	0	0	0	55,497
DIH	56,155		0	0	0	0	0	0	56,155
DS	733,241		0	0	0	0	0	0	733,241
HPP	1,712,406		0	0	0	0	0	0	1,712,406
LF	225,341		1,805	0	0	0	0	0	227,146
SA	2,670,609		33,245	0	0	0	0	0	2,703,854
TIMP	907,966		0	0	0	0	0	0	907,966
TOTAL: 407143 4	14,647,079		260,760	22,815	0	0	0	0	14,930,654

HIGHWAYS
=====

ITEM NUMBER: 407143 5
DISTRICT: 05
ROADWAY ID: 75002000
PROJECT DESCRIPTION: SR 482 SAND LAKE RD FROM UNIVERSAL BLVD TO W OF JOHN YOUNG PARKWAY
COUNTY: ORANGE
PROJECT LENGTH: 2.103MI
TYPE OF WORK: ADD LANES & RECONSTRUCT
LANES EXIST/IMPROVED/ADDED: 5/ 2/ 2
NON-SIS

FUND CODE	2019	2020	2021	2022	2023	GREATER THAN 2023	ALL YEARS
PHASE: PRELIMINARY ENGINEERING / RESPONSIBLE AGENCY: MANAGED BY FDOT							
LESS THAN 2019							
DDR	671,515	0	0	0	0	0	671,515
DIH	42,886	7,967	0	0	0	0	50,853
DS	703,961	0	0	0	0	0	703,961
PHASE: RAILROAD & UTILITIES / RESPONSIBLE AGENCY: MANAGED BY FDOT							
DDR	1,934,602	213,969	0	0	0	0	2,148,571
DER	7,978	0	0	0	0	0	7,978
DS	33,094	0	0	0	0	0	33,094
LF	5,952,316	202,152	0	0	0	0	6,154,468
PHASE: CONSTRUCTION / RESPONSIBLE AGENCY: MANAGED BY FDOT							
DDR	36,822,122	0	0	0	0	0	36,822,122
DER	57,595	0	0	0	0	0	57,595
DS	74,708	0	0	0	0	0	74,708
LF	306,064	63,253	0	0	0	0	369,317
TOTAL 407143 5	46,606,841	487,341	0	0	0	0	47,094,182

ITEM NUMBER: 407143 6
DISTRICT: 05
ROADWAY ID: 75002000
PROJECT DESCRIPTION: JOHN YOUNG PARKWAY AT SR 482 SAND LAKE RD OVERPASS
COUNTY: ORANGE
PROJECT LENGTH: 2.066MI
TYPE OF WORK: ADD LANES & RECONSTRUCT
LANES EXIST/IMPROVED/ADDED: 4/ 4/ 2
NON-SIS

FUND CODE	2019	2020	2021	2022	2023	GREATER THAN 2023	ALL YEARS
PHASE: PRELIMINARY ENGINEERING / RESPONSIBLE AGENCY: MANAGED BY FDOT							
LESS THAN 2019							
DIH	37,164	6,546	0	0	0	0	43,710
PHASE: RAILROAD & UTILITIES / RESPONSIBLE AGENCY: MANAGED BY FDOT							
DDR	12,335	0	0	0	0	0	12,335
LF	233,164	0	0	0	0	0	233,164
PHASE: CONSTRUCTION / RESPONSIBLE AGENCY: MANAGED BY FDOT							
CIGP	6,324,357	0	0	0	0	0	6,324,357
DDR	16,934,131	0	45,631	0	0	0	16,979,762
DER	85,719	0	0	0	0	0	85,719
DIH	40,192	4,526	0	0	0	0	44,718
DS	458	0	0	0	0	0	458
LF	4,022,193	4,601	0	0	0	0	4,026,794
TOTAL 407143 6	27,689,713	15,673	45,631	0	0	0	27,751,017
TOTAL PROJECT:	88,943,633	763,774	68,446	0	0	0	89,775,853

ITEM NUMBER: 408416 1
DISTRICT: 05
ROADWAY ID: 75280000
PROJECT DESCRIPTION: I-4 ORANGE CO MASTER PLAN ADVANCE R/W ACQUISITION
COUNTY: ORANGE
PROJECT LENGTH: 24.673MI
TYPE OF WORK: RIGHT OF WAY ACTIVITIES
LANES EXIST/IMPROVED/ADDED: 6/ 6/ 0
SIS

FUND CODE	2019	2020	2021	2022	2023	GREATER THAN 2023	ALL YEARS
PHASE: PRELIMINARY ENGINEERING / RESPONSIBLE AGENCY: MANAGED BY FDOT							
LESS THAN 2019							
DIH	113,728	19,886	0	0	0	0	133,614
PHASE: RIGHT OF WAY / RESPONSIBLE AGENCY: MANAGED BY FDOT							
ACNP	109,088	1,636,660	0	0	0	0	1,745,748
ENCA	2,018,915	0	0	0	0	0	2,018,915
BNDS	22,073,485	0	0	0	0	0	22,073,485
BNIR	47,727,901	3,301,615	0	0	0	0	51,029,516

HIGHWAYS

CM	2,425,670	0	0	0	0	0	0	0	2,425,670
DDR	221,718	0	0	0	0	0	0	0	221,718
DIH	5,265,120	0	0	0	0	0	0	0	5,265,120
DIRS	1,618,114	0	0	0	0	0	0	0	1,618,114
DS	26,916,513	0	0	0	0	0	0	0	26,916,513
GMR	156,840,560	0	0	0	0	0	0	0	156,840,560
LF	7,500,000	0	0	0	0	0	0	0	7,500,000
NH	95,381	0	0	0	0	0	0	0	95,381
NHAC	49,523,785	0	0	0	0	0	0	0	49,523,785
NHPP	24,504,135	0	0	0	0	0	0	0	24,731,903
SA	11,186,651	0	0	0	0	0	0	0	11,201,852
SU	3,898,364	0	0	0	0	0	0	0	3,898,364
S112	1,485,000	0	0	0	0	0	0	0	1,485,000
TOTAL 408416 1	363,524,128	5,201,130	0	0	0	0	0	0	368,725,258
TOTAL PROJECT:	363,524,128	5,201,130	0	0	0	0	0	0	368,725,258

ITEM NUMBER:414999 1
DISTRICT:05
ROADWAY ID:75050000
PROJECT DESCRIPTION:SR 50 FROM PETE PARRISH/SILVERTON TO SPRINGDALE RD
COUNTY:ORANGE
PROJECT LENGTH: 2.507MI

NON-SIS
TYPE OF WORK:TRAFFIC SIGNALS
LANES EXIST/IMPROVED/ADDED: 6/ 0/ 0

	2019	2020	2021	2022	2023	GREATER THAN 2023	ALL YEARS
LESS THAN 2019							
PHASE: PRELIMINARY ENGINEERING / RESPONSIBLE AGENCY: MANAGED BY FDOT							
DIH	12,305	0	0	0	0	0	12,305
DS	5,133	0	0	0	0	0	5,133
PHASE: CONSTRUCTION / RESPONSIBLE AGENCY: MANAGED BY FDOT							
DDR	56,490	0	0	0	0	0	56,490
DIH	66,908	26,034	0	0	0	0	92,942
DS	740,238	0	0	0	0	0	740,238
LFP	395,108	0	0	0	0	0	395,108
TOTAL 414999 1	1,276,182	26,034	0	0	0	0	1,302,216

ITEM NUMBER:414999 2
DISTRICT:05
ROADWAY ID:75050000
PROJECT DESCRIPTION:SR 50 AT MERCY DRIVE
COUNTY:ORANGE
PROJECT LENGTH: .037MI

NON-SIS
TYPE OF WORK:TRAFFIC SIGNALS
LANES EXIST/IMPROVED/ADDED: 6/ 0/ 0

	2019	2020	2021	2022	2023	GREATER THAN 2023	ALL YEARS
LESS THAN 2019							
PHASE: CONSTRUCTION / RESPONSIBLE AGENCY: MANAGED BY FDOT							
DIH	19,615	19,615	0	0	0	0	44,959
DS	264,638	25,344	0	0	0	0	264,638
TOTAL 414999 2	284,253	0	0	0	0	0	309,597
TOTAL PROJECT:	1,560,435	51,378	0	0	0	0	1,611,813

ITEM NUMBER:421317 1
DISTRICT:05
ROADWAY ID:75270000
PROJECT DESCRIPTION:SR 482 OVER SKYLAKE CANAL, SR 435 OVER OUT FALL & SR 50 OVER OUTFALL
COUNTY:ORANGE
PROJECT LENGTH: .018MI

NON-SIS
TYPE OF WORK:BRIDGE-REPAIR/REHABILITATION
LANES EXIST/IMPROVED/ADDED: 0/ 0/ 0

	2019	2020	2021	2022	2023	GREATER THAN 2023	ALL YEARS
LESS THAN 2019							
PHASE: PRELIMINARY ENGINEERING / RESPONSIBLE AGENCY: MANAGED BY FDOT							
DIH	334	0	0	0	0	0	334
PHASE: CONSTRUCTION / RESPONSIBLE AGENCY: MANAGED BY FDOT							
BRRP	289,556	0	0	0	0	0	289,556
DIH	13,761	45,496	0	0	0	0	59,257
TOTAL 421317 1	303,651	45,496	0	0	0	0	349,147
TOTAL PROJECT:	303,651	45,496	0	0	0	0	349,147

HIGHWAYS
=====

ITEM NUMBER:422009 1		PROJECT DESCRIPTION:SR 438 FROM CR435 (HIWASSEE RD) TO PRINCETON ST					*NON-SIS*	
DISTRICT:05		COUNTY:ORANGE					TYPE OF WORK:RESURFACING	
ROADWAY ID:75250000		PROJECT LENGTH: 2.545MI					LANES EXIST/IMPROVED/ADDED: 6/ 6/ 0	
FUND CODE	2019	2020	2021	2022	2023	GREATER THAN 2023	ALL YEARS	
LESS THAN 2019								
PHASE: PRELIMINARY ENGINEERING / RESPONSIBLE AGENCY: MANAGED BY FDOT								
DIH	12,420	0	0	0	0	0	0	12,420
DS	242,004	0	0	0	0	0	0	242,004
PHASE: CONSTRUCTION / RESPONSIBLE AGENCY: MANAGED BY FDOT								
DIH	38,152	0	0	0	0	0	0	42,340
DS	2,387,668	0	0	0	0	0	0	2,387,668
TOTAL 422009 1	2,680,244	0	0	0	0	0	0	2,684,432
TOTAL PROJECT:	2,680,244	0	0	0	0	0	0	2,684,432
ITEM NUMBER:422010 1		PROJECT DESCRIPTION:SR 438 FROM SR 500 TO E OF SMITH ST/COOLIDGE					*NON-SIS*	
DISTRICT:05		COUNTY:ORANGE					TYPE OF WORK:RESURFACING	
ROADWAY ID:75250001		PROJECT LENGTH: .289MI					LANES EXIST/IMPROVED/ADDED: 4/ 4/ 0	
FUND CODE	2019	2020	2021	2022	2023	GREATER THAN 2023	ALL YEARS	
LESS THAN 2019								
PHASE: PRELIMINARY ENGINEERING / RESPONSIBLE AGENCY: MANAGED BY FDOT								
DIH	6,709	0	0	0	0	0	0	6,709
DS	138,088	0	0	0	0	0	0	138,088
PHASE: CONSTRUCTION / RESPONSIBLE AGENCY: MANAGED BY FDOT								
DIH	3,562	0	0	0	0	0	0	8,309
DS	203,748	0	0	0	0	0	0	203,748
TOTAL 422010 1	352,107	0	0	0	0	0	0	356,854
TOTAL PROJECT:	352,107	0	0	0	0	0	0	356,854
ITEM NUMBER:422048 2		PROJECT DESCRIPTION:SR 436 FROM OLD CHENEY HWY TO SEMINOLE COUNTY LINE					*NON-SIS*	
DISTRICT:05		COUNTY:ORANGE					TYPE OF WORK:DRAINAGE IMPROVEMENTS	
ROADWAY ID:75003000		PROJECT LENGTH: 3.210MI					LANES EXIST/IMPROVED/ADDED: 6/ 0/ 0	
FUND CODE	2019	2020	2021	2022	2023	GREATER THAN 2023	ALL YEARS	
LESS THAN 2019								
PHASE: PRELIMINARY ENGINEERING / RESPONSIBLE AGENCY: MANAGED BY FDOT								
DIH	11,570	0	0	0	0	0	0	11,570
DS	184,898	0	0	0	0	0	0	184,898
PHASE: CONSTRUCTION / RESPONSIBLE AGENCY: MANAGED BY FDOT								
DDR	237,041	0	0	0	0	0	0	237,041
DIH	11,134	0	0	0	0	0	0	43,317
DS	51,952	0	0	0	0	0	0	51,952
TOTAL 422048 2	496,595	0	0	0	0	0	0	528,778
TOTAL PROJECT:	496,595	0	0	0	0	0	0	528,778

HIGHWAYS

ITEM NUMBER: 423356 1 PROJECT DESCRIPTION: SR 423 FROM SR 50 TO WYMORE RD
DISTRICT: 05 COUNTY: ORANGE
ROADWAY ID: 75190000 PROJECT LENGTH: 5.452MI

FUND CODE	2019	2020	2021	2022	2023	GREATER THAN 2023	ALL YEARS	*NON-SIS* TYPE OF WORK: PAVEMENT ONLY RESURFACE (FLEX) LANES EXIST/IMPROVED/ADDED: 6/ 6/ 0
DIH	329	0	0	0	0	0	329	
DDR	43,682	0	0	0	0	0	43,682	
DDR	3,756,521	0	0	0	0	0	3,756,521	
DIH	112,610	48,368	0	0	0	0	160,978	
TOTAL 423356 1	3,913,142	48,368	0	0	0	0	3,961,510	
TOTAL PROJECT:	3,913,142	48,368	0	0	0	0	3,961,510	

ITEM NUMBER: 424530 1 PROJECT DESCRIPTION: SR 500 US 441 FROM OAKRIDGE RD TO 34TH STREET
DISTRICT: 05 COUNTY: ORANGE
ROADWAY ID: 75010000 PROJECT LENGTH: 4.884MI

FUND CODE	2019	2020	2021	2022	2023	GREATER THAN 2023	ALL YEARS	*NON-SIS* TYPE OF WORK: TRAFFIC OPS IMPROVEMENT LANES EXIST/IMPROVED/ADDED: 12/ 0/ 0
DIH	61,789	0	0	0	0	0	61,789	
DS	134,851	6,920	0	0	0	0	141,771	
EB	4,882	0	0	0	0	0	4,882	
HSP	452,130	0	0	0	0	0	452,130	
LF	2,065,369	0	0	0	0	0	2,065,369	
TOTAL 424530 1	2,879,191	6,920	0	0	0	0	2,886,111	
TOTAL PROJECT:	2,879,191	6,920	0	0	0	0	2,886,111	

ITEM NUMBER: 424627 1 PROJECT DESCRIPTION: SR 436 FROM SR 50 TO SEMINOLE CO LINE
DISTRICT: 05 COUNTY: ORANGE
EX DESC: PROGRESS ENERGY & OUC WILL INSTALL FIXTURES ON THEIR POWER POLES

FUND CODE	2019	2020	2021	2022	2023	GREATER THAN 2023	ALL YEARS	*NON-SIS* TYPE OF WORK: LIGHTING LANES EXIST/IMPROVED/ADDED: 6/ 0/ 0
DIH	788,963	0	0	0	0	0	788,963	
DIH	0	5,000	0	0	0	0	5,000	
TOTAL 424627 1	788,963	5,000	0	0	0	0	793,963	
TOTAL PROJECT:	788,963	5,000	0	0	0	0	793,963	

FLORIDA DEPARTMENT OF TRANSPORTATION
OFFICE OF WORK PROGRAM
MPO ROLLFORWARD REPORT
=====

HIGHWAYS
=====

PROJECT DESCRIPTION: I-4 (SR 400) FROM SR 482 INTERCHANGE TO E OF CONROY RD INTCHG						*SIS*	
COUNTY: ORANGE						TYPE OF WORK: RESURFACING	
PROJECT LENGTH: 4.450MI						LANES EXIST/IMPROVED/ADDED: 4/ 4/ 0	
	2019	2020	2021	2022	2023	GREATER THAN 2023	ALL YEARS
ITEM NUMBER: 425174 1							
DISTRICT: 05							
ROADWAY ID: 75280000							
LESS THAN 2019							
FUND CODE							
PHASE: PRELIMINARY ENGINEERING / RESPONSIBLE AGENCY: MANAGED BY FDOT							
IWAC	161,120	0	0	0	0	0	161,502
PHASE: CONSTRUCTION / RESPONSIBLE AGENCY: MANAGED BY FDOT							
DDR	32,437	0	0	0	0	0	32,437
EB	9,874	0	0	0	0	0	9,874
IM	3,127,141	0	0	0	0	0	3,127,141
TOTAL 425174 1	3,330,572	0	0	0	0	0	3,330,954
TOTAL PROJECT:	3,330,572	0	0	0	0	0	3,330,954

PROJECT DESCRIPTION: SR 530 (US192) FROM LAKE COUNTY LINE TO OSCEOLA COUNTY LINE						*NON-SIS*	
COUNTY: ORANGE						TYPE OF WORK: RESURFACING	
PROJECT LENGTH: 1.705MI						LANES EXIST/IMPROVED/ADDED: 4/ 4/ 0	
	2019	2020	2021	2022	2023	GREATER THAN 2023	ALL YEARS
ITEM NUMBER: 427226 1							
DISTRICT: 05							
ROADWAY ID: 75220000							
LESS THAN 2019							
FUND CODE							
PHASE: PRELIMINARY ENGINEERING / RESPONSIBLE AGENCY: MANAGED BY FDOT							
DDR	50,815	0	0	0	0	0	50,815
DIH	34,715	8,298	0	0	0	0	43,013
DS	151,523	0	0	0	0	0	151,523
TOTAL 427226 1	237,053	8,298	0	0	0	0	245,351
TOTAL PROJECT:	237,053	8,298	0	0	0	0	245,351

PROJECT DESCRIPTION: SR 482 (SAND LAKE RD) BRIDGE # 750044 OVER SR 435 BRIDGE						*NON-SIS*	
COUNTY: ORANGE						TYPE OF WORK: BRIDGE-REPAIR/REHABILITATION	
PROJECT LENGTH: .041MI						LANES EXIST/IMPROVED/ADDED: 4/ 0/ 0	
	2019	2020	2021	2022	2023	GREATER THAN 2023	ALL YEARS
ITEM NUMBER: 427564 1							
DISTRICT: 05							
ROADWAY ID: 75002000							
LESS THAN 2019							
FUND CODE							
PHASE: PRELIMINARY ENGINEERING / RESPONSIBLE AGENCY: MANAGED BY FDOT							
BRP	1,469	0	0	0	0	0	1,469
DIH	0	5,000	0	0	0	0	5,000
TOTAL 427564 1	1,469	5,000	0	0	0	0	6,469
TOTAL PROJECT:	1,469	5,000	0	0	0	0	6,469

PROJECT DESCRIPTION: SR 551 (GOLDENROD) & EDGEWATER DR TRAFFIC CONTROL SYSTEM (2 LOCATIONS)						*NON-SIS*	
COUNTY: ORANGE						TYPE OF WORK: TRAFFIC CONTROL DEVICES/SYSTEM	
PROJECT LENGTH: 4.428MI						LANES EXIST/IMPROVED/ADDED: 4/ 4/ 0	
	2019	2020	2021	2022	2023	GREATER THAN 2023	ALL YEARS
ITEM NUMBER: 428588 1							
DISTRICT: 05							
ROADWAY ID: 75200000							
LESS THAN 2019							
FUND CODE							
PHASE: CONSTRUCTION / RESPONSIBLE AGENCY: MANAGED BY FDOT							
DIH	0	159	0	0	0	0	159
PHASE: CONSTRUCTION / RESPONSIBLE AGENCY: RESPONSIBLE AGENCY NOT AVAILABLE							
DIH	841	0	0	0	0	0	841
FSSU	213,226	0	0	0	0	0	213,226
LF	38,494	0	0	0	0	0	38,494

=====

HIGHWAYS

=====

SU	80,558	0	0	0	0	0	0	80,558
TOTAL 428588 1	333,119	159	0	0	0	0	0	333,278
TOTAL PROJECT:	333,119	159	0	0	0	0	0	333,278

ITEM NUMBER:428877 1
DISTRICT:05
ROADWAY ID:75002000

PROJECT DESCRIPTION:SR 482 FROM SR 527 (ORANGE AVE) TO W OF SR 528
COUNTY:ORANGE
PROJECT LENGTH: 1.230MI

SIS
TYPE OF WORK:RESURFACING
LANES EXIST/IMPROVED/ADDED: 4/ 2/ 0

LESS THAN 2019	2019	2020	2021	2022	2023	GREATER THAN 2023	ALL YEARS
PHASE: PRELIMINARY ENGINEERING / RESPONSIBLE AGENCY: MANAGED BY FDOT	0	0	0	0	0	0	245,417
DIH	245,417	0	0	0	0	0	6,780
DS	6,780	0	0	0	0	0	0
PHASE: CONSTRUCTION / RESPONSIBLE AGENCY: MANAGED BY FDOT	0	0	0	0	0	0	304,135
DDR	304,135	0	0	0	0	0	42,774
DIH	41,267	1,507	0	0	0	0	729,373
DS	729,373	0	0	0	0	0	1,328,479
TOTAL 428877 1	1,326,972	1,507	0	0	0	0	1,328,479
TOTAL PROJECT:	1,326,972	1,507	0	0	0	0	1,328,479

ITEM NUMBER:428934 1
DISTRICT:05
ROADWAY ID:75080101

PROJECT DESCRIPTION:SR15/ANDERSON ST FROM EAST OF MILLS AVE TO WEST OF HAMPTON AVE
COUNTY:ORANGE
PROJECT LENGTH: .428MI

NON-SIS
TYPE OF WORK:RESURFACING
LANES EXIST/IMPROVED/ADDED: 2/ 2/ 0

LESS THAN 2019	2019	2020	2021	2022	2023	GREATER THAN 2023	ALL YEARS
PHASE: PRELIMINARY ENGINEERING / RESPONSIBLE AGENCY: MANAGED BY FDOT	0	0	0	0	0	0	95,647
DIH	95,647	0	0	0	0	0	14,982
DS	14,982	0	0	0	0	0	0
PHASE: CONSTRUCTION / RESPONSIBLE AGENCY: MANAGED BY FDOT	0	0	0	0	0	0	41,648
DDR	41,648	0	0	0	0	0	20,951
DIH	19,352	1,559	0	0	0	0	271,204
SA	271,204	0	0	0	0	0	444,432
TOTAL 428934 1	442,873	1,559	0	0	0	0	444,432
TOTAL PROJECT:	442,873	1,559	0	0	0	0	444,432

ITEM NUMBER:428952 1
DISTRICT:05
ROADWAY ID:75037000

PROJECT DESCRIPTION:SR 434 FROM N OF SR 50 TO W OF STRATEGY BLVD
COUNTY:ORANGE
PROJECT LENGTH: 2.273MI

NON-SIS
TYPE OF WORK:TRAFFIC OPS IMPROVEMENT
LANES EXIST/IMPROVED/ADDED: 6/ 6/ 0

LESS THAN 2019	2019	2020	2021	2022	2023	GREATER THAN 2023	ALL YEARS
PHASE: PRELIMINARY ENGINEERING / RESPONSIBLE AGENCY: MANAGED BY FDOT	0	0	0	0	0	0	34,753
DIH	34,753	0	0	0	0	0	125,315
DS	125,315	0	0	0	0	0	23,540
PHASE: CONSTRUCTION / RESPONSIBLE AGENCY: MANAGED BY FDOT	0	0	0	0	0	0	8,301
DDR	23,406	134	0	0	0	0	950,661
DIH	41,267	0	0	0	0	0	1,142,570
DS	729,373	0	0	0	0	0	1,142,570
TOTAL 428952 1	1,142,436	134	0	0	0	0	1,142,570
TOTAL PROJECT:	1,142,436	134	0	0	0	0	1,142,570

METROPLAN ORLANDO

FLORIDA DEPARTMENT OF TRANSPORTATION
OFFICE OF WORK PROGRAM
MPO ROLLFORWARD REPORT
=====

HIGHWAYS
=====

DATE RUN: 07/02/2018
TIME RUN: 08:32.40
MERMPOTP

ITEM NUMBER:429054 1		PROJECT DESCRIPTION:US 441 FROM S OF GORE ST TO S OF CENTRAL BLVD				*NON-SIS*	
DISTRICT:05		COUNTY:ORANGE				TYPE OF WORK:SIDEWALK	
ROADWAY ID:75010000		PROJECT LENGTH: .773MI				LANES EXIST/IMPROVED/ADDED: 4/ 0/ 0	
		LESS THAN 2019	2019	2020	2021	2022	2023
FUND CODE							GREATER THAN 2023
							ALL YEARS
PHASE: PRELIMINARY ENGINEERING / RESPONSIBLE AGENCY: MANAGED BY FDOT		0				0	200,000
LF		200,000				0	
PHASE: CONSTRUCTION / RESPONSIBLE AGENCY: MANAGED BY FDOT		0				0	164,980
DDR		164,980				0	162,344
DIH		31,917				0	242,973
SE		242,973				0	799,817
SU		799,817				0	1,570,114
TOTAL 429054 1		1,439,687				0	1,570,114
TOTAL PROJECT:		1,439,687				0	

ITEM NUMBER:429495 1		PROJECT DESCRIPTION:REPUBLIC DR OVER I-4 PED FENCE				*SIS*	
DISTRICT:05		COUNTY:ORANGE				TYPE OF WORK:BRIDGE-REPAIR/REHABILITATION	
ROADWAY ID:75000235		PROJECT LENGTH: .148MI				LANES EXIST/IMPROVED/ADDED: 2/ 0/ 0	
		LESS THAN 2019	2019	2020	2021	2022	2023
FUND CODE							GREATER THAN 2023
							ALL YEARS
PHASE: PRELIMINARY ENGINEERING / RESPONSIBLE AGENCY: MANAGED BY FDOT		0				0	2,330
DIH		2,330				0	62,006
DS		62,006				0	
PHASE: CONSTRUCTION / RESPONSIBLE AGENCY: MANAGED BY FDOT		0				0	94,237
BRBP		94,237				0	60,159
DIH		361				0	218,732
TOTAL 429495 1		158,934				0	218,732
TOTAL PROJECT:		158,934				0	

ITEM NUMBER:429570 1		PROJECT DESCRIPTION:SR 15 (CONWAY RD) FROM HOFFNER TO MICHIGAN AVENUE				*NON-SIS*	
DISTRICT:05		COUNTY:ORANGE				TYPE OF WORK:DRAINAGE IMPROVEMENTS	
ROADWAY ID:75080000		PROJECT LENGTH: 2.267MI				LANES EXIST/IMPROVED/ADDED: 4/ 0/ 0	
		LESS THAN 2019	2019	2020	2021	2022	2023
FUND CODE							GREATER THAN 2023
							ALL YEARS
PHASE: CONSTRUCTION / RESPONSIBLE AGENCY: MANAGED BY FDOT		0				0	457,230
DDR		457,230				0	67,688
DIH		6,856				0	39,941
DS		39,941				0	564,859
TOTAL 429570 1		504,027				0	564,859
TOTAL PROJECT:		504,027				0	

ITEM NUMBER:429782 1		PROJECT DESCRIPTION:SR 520 MILEPOST 4.34 TO BREVARD CO LINE				*NON-SIS*	
DISTRICT:05		COUNTY:ORANGE				TYPE OF WORK:PEDESTRIAN/WILDLIFE UNDERPASS	
ROADWAY ID:75140000		PROJECT LENGTH: 13.872MI				LANES EXIST/IMPROVED/ADDED: 0/ 0/ 0	
		LESS THAN 2019	2019	2020	2021	2022	2023
FUND CODE							GREATER THAN 2023
							ALL YEARS
PHASE: CONSTRUCTION / RESPONSIBLE AGENCY: MANAGED BY FDOT		0				0	413,687
DDR		413,687				0	59,037
DIH		53,781				0	

HIGHWAYS

DS	14,017	0	0	0	0	0	0	0	14,017
TOTAL 429782 1	481,485	5,256	0	0	0	0	0	0	486,741
TOTAL PROJECT:	481,485	5,256	0	0	0	0	0	0	486,741

ITEM NUMBER: 430225 2 PROJECT DESCRIPTION: SHINGLE CREEK TRAIL FM ORANGE/OSCEOLA CO. LIN TO SAND LAKE ROAD
DISTRICT: 05 COUNTY: ORANGE
ROADWAY ID: PROJECT LENGTH: .000

TYPE OF WORK: BIKE PATH/TRAIL
LANES EXIST/IMPROVED/ADDED: 0/ 0/ 0

NON-SIS

FUND CODE	2019	2020	2021	2022	2023	GREATER THAN 2023	ALL YEARS
LESS THAN 2019							
PHASE: PRELIMINARY ENGINEERING / RESPONSIBLE AGENCY: MANAGED BY FDOT	1,742	840	0	0	0	0	2,582
SU							
PHASE: PRELIMINARY ENGINEERING / RESPONSIBLE AGENCY: RESPONSIBLE AGENCY NOT AVAILABLE	328,875	0	0	0	0	0	328,875
ACSU							
SU	3,571,543	0	0	0	0	0	3,571,543
TOTAL 430225 2	3,902,160	840	0	0	0	0	3,903,000
TOTAL PROJECT:	3,902,160	840	0	0	0	0	3,903,000

ITEM NUMBER: 430669 1 PROJECT DESCRIPTION: SR 15 (US 17-92) FROM S OF SR 423 (LEE RD) TO S OF CR 438 (LAKE AVE)

TYPE OF WORK: RIGID PAVEMENT REHABILITATION
LANES EXIST/IMPROVED/ADDED: 3/ 3/ 0

NON-SIS

FUND CODE	2019	2020	2021	2022	2023	GREATER THAN 2023	ALL YEARS
LESS THAN 2019							
PHASE: PRELIMINARY ENGINEERING / RESPONSIBLE AGENCY: MANAGED BY FDOT	294,388	0	0	0	0	0	294,388
DDR							
DIH	25,194	0	0	0	0	0	25,194
DS	8,245	0	0	0	0	0	8,245
PHASE: CONSTRUCTION / RESPONSIBLE AGENCY: MANAGED BY FDOT	1,952,132	0	0	0	0	0	1,952,132
DDR							
DIH	64,898	6,706	0	0	0	0	71,604
DS	520,425	0	0	0	0	0	520,425
TOTAL 430669 1	2,865,282	6,706	0	0	0	0	2,871,988
TOTAL PROJECT:	2,865,282	6,706	0	0	0	0	2,871,988

ITEM NUMBER: 430671 1 PROJECT DESCRIPTION: SR 536 FROM W OF RAMP 750004 TO SR 535

TYPE OF WORK: RESURFACING
LANES EXIST/IMPROVED/ADDED: 6/ 6/ 0

NON-SIS

FUND CODE	2019	2020	2021	2022	2023	GREATER THAN 2023	ALL YEARS
LESS THAN 2019							
PHASE: PRELIMINARY ENGINEERING / RESPONSIBLE AGENCY: MANAGED BY FDOT	200,841	0	0	0	0	0	200,841
DDR							
DIH	16,830	0	0	0	0	0	16,830
PHASE: CONSTRUCTION / RESPONSIBLE AGENCY: MANAGED BY FDOT	2,475,511	0	0	0	0	0	2,475,511
DDR							
DIH	55,658	26,867	0	0	0	0	82,525
DS	111,692	0	0	0	0	0	111,692
TOTAL 430671 1	2,860,532	26,867	0	0	0	0	2,887,399
TOTAL PROJECT:	2,860,532	26,867	0	0	0	0	2,887,399

METROPLAN ORLANDO

FLORIDA DEPARTMENT OF TRANSPORTATION
OFFICE OF WORK PROGRAM
MPO ROLLFORWARD REPORT
=====

DATE RUN: 07/02/2018
TIME RUN: 08:32:40
MERMPOTP

HIGHWAYS
=====

ITEM NUMBER:431989 1
DISTRICT:05
ROADWAY ID:75280000

PROJECT DESCRIPTION:STORMWATER IMPROVEME NTS ORANGE COUNTY VARIOUS STATE ROADS
COUNTY:ORANGE
PROJECT LENGTH: 14.423MI

SIS
TYPE OF WORK:DRAINAGE IMPROVEMENTS
LANES EXIST/IMPROVED/ADDED: 7/ 0/ 0

FUND CODE	LESS THAN 2019	2019	2020	2021	2022	2023	GREATER THAN 2023	ALL YEARS
<hr/>								
PHASE: CONSTRUCTION / RESPONSIBLE AGENCY: MANAGED BY FDOT								
DIH		50,665	66,213	0	0	0	0	116,878
DS		2,253,848	0	0	0	0	0	2,253,848
TOTAL 431989 1		2,304,513	66,213	0	0	0	0	2,370,726
TOTAL PROJECT:		2,304,513	66,213	0	0	0	0	2,370,726

ITEM NUMBER:432402 2
DISTRICT:05
ROADWAY ID:75020000

PROJECT DESCRIPTION:SR500/US441 FROM CR437 (ORANGE AVE) TO N OF JUNCTION/WESLEY RD
COUNTY:ORANGE
PROJECT LENGTH: 2.788MI

NON-SIS
TYPE OF WORK:RIGID PAVEMENT REHABILITATION
LANES EXIST/IMPROVED/ADDED: 2/ 2/ 0

FUND CODE	LESS THAN 2019	2019	2020	2021	2022	2023	GREATER THAN 2023	ALL YEARS
<hr/>								
PHASE: PRELIMINARY ENGINEERING / RESPONSIBLE AGENCY: MANAGED BY FDOT								
DIH		51,447	9,458	0	0	0	0	60,905
DS		530,504	0	0	0	0	0	530,504
<hr/>								
PHASE: CONSTRUCTION / RESPONSIBLE AGENCY: MANAGED BY FDOT								
DDR		4,303,109	0	0	0	0	0	4,303,109
DER		6,227	0	0	0	0	0	6,227
DIH		54,816	406,033	0	0	0	0	460,849
DS		338,404	0	0	0	0	0	338,404
TOTAL 432402 2		5,284,507	415,491	0	0	0	0	5,699,998
TOTAL PROJECT:		5,284,507	415,491	0	0	0	0	5,699,998

ITEM NUMBER:432408 1
DISTRICT:05
ROADWAY ID:75190000

PROJECT DESCRIPTION:SR 423 FROM N OF SR400/I-4 TO SR 15/600/US 17-92
COUNTY:ORANGE
PROJECT LENGTH: 1.206MI

NON-SIS
TYPE OF WORK:RESURFACING
LANES EXIST/IMPROVED/ADDED: 3/ 3/ 0

FUND CODE	LESS THAN 2019	2019	2020	2021	2022	2023	GREATER THAN 2023	ALL YEARS
PHASE: PRELIMINARY ENGINEERING / RESPONSIBLE AGENCY: MANAGED BY FDOT								
DDR		226,378	0	0	0	0	0	226,378
DIH		30,958	9,246	0	0	0	0	40,204
PHASE: CONSTRUCTION / RESPONSIBLE AGENCY: MANAGED BY FDOT								
DDR		1,759,954	0	0	0	0	0	1,759,954
DIH		38,471	132,349	0	0	0	0	170,820
DS		45,138	0	0	0	0	0	45,138
TOTAL 432408 1		2,100,899	141,595	0	0	0	0	2,242,494
TOTAL PROJECT:		2,100,899	141,595	0	0	0	0	2,242,494

ITEM NUMBER:433065 1
DISTRICT:05
ROADWAY ID:75060000

PROJECT DESCRIPTION:SR 50 FROM FORSYTH ROAD TO OLD CHENEY HIGHWAY
COUNTY:ORANGE
PROJECT LENGTH: 7.952MI

NON-SIS
TYPE OF WORK:LIGHTING
LANES EXIST/IMPROVED/ADDED: 6/ 0/ 0

FUND CODE	LESS THAN 2019	2019	2020	2021	2022	2023	GREATER THAN 2023	ALL YEARS
PHASE: PRELIMINARY ENGINEERING / RESPONSIBLE AGENCY: MANAGED BY FDOT								
DIH		48	0	0	0	0	0	48

METROPLAN ORLANDO

FLORIDA DEPARTMENT OF TRANSPORTATION
OFFICE OF WORK PROGRAM
MPO ROLLFORWARD REPORT

DATE RUN: 07/02/2018
TIME RUN: 08:32:40
MERMPOTP

=====

HIGHWAYS

PHASE: CONSTRUCTION / RESPONSIBLE AGENCY: MANAGED BY FDOT									
SA	88	0	0	0	0	0	0	0	951
PHASE: CONSTRUCTION / RESPONSIBLE AGENCY: MANAGED BY ORANGE COUNTY									
DS	0	0	0	0	0	0	0	0	1,920,000
HSP	698,000	0	0	0	0	0	0	0	698,000
SA	49	0	0	0	0	0	0	0	49
TOTAL 433605 1	698,185	1,920,863	0	0	0	0	0	0	2,619,048
TOTAL PROJECT:	698,185	1,920,863	0	0	0	0	0	0	2,619,048

ITEM NUMBER: 433423 1									
DISTRICT: 05									
ROADWAY ID: 75012000									
PROJECT DESCRIPTION: SR 552 (CURRY FORD RD) FROM E OF SR 436 TO SR 551 (GOLDENROD RD)									
COUNTY: ORANGE									
PROJECT LENGTH: 1.274MI									
TYPE OF WORK: RESURFACING									
LANES EXIST/IMPROVED/ADDED: 4/ 4/ 0									
NON-SIS									
LESS THAN 2019									
FUND CODE	2019	2020	2021	2022	2023	GREATER THAN 2023	ALL YEARS		
PHASE: PRELIMINARY ENGINEERING / RESPONSIBLE AGENCY: MANAGED BY FDOT									
DDR	289,580	0	0	0	0	0	0	0	289,580
DIH	43,507	8,373	0	0	0	0	0	0	51,880
PHASE: CONSTRUCTION / RESPONSIBLE AGENCY: MANAGED BY FDOT									
DDR	2,014,980	0	0	0	0	0	0	0	2,014,980
DIH	32,322	35,668	0	0	0	0	0	0	67,990
DS	48,383	0	0	0	0	0	0	0	48,383
TOTAL 433423 1	2,428,772	44,041	0	0	0	0	0	0	2,472,813
TOTAL PROJECT:	2,428,772	44,041	0	0	0	0	0	0	2,472,813

ITEM NUMBER: 433607 1									
DISTRICT: 05									
ROADWAY ID: 75060000									
PROJECT DESCRIPTION: SR 50 BRIDGES OVER ECONLOCKHATCHEE RIVER BRIDGES 750013&750169									
COUNTY: ORANGE									
PROJECT LENGTH: 1.079MI									
TYPE OF WORK: BRIDGE REPLACEMENT									
LANES EXIST/IMPROVED/ADDED: 4/ 0/ 0									
NON-SIS									
LESS THAN 2019									
FUND CODE	2019	2020	2021	2022	2023	GREATER THAN 2023	ALL YEARS		
PHASE: PRELIMINARY ENGINEERING / RESPONSIBLE AGENCY: MANAGED BY FDOT									
DC	3,311	0	0	0	0	0	0	0	3,311
DDR	74,000	0	0	0	0	0	0	0	74,000
DIH	103,545	3,187	0	0	0	0	0	0	106,732
DS	588,925	0	0	0	0	0	0	0	588,925
PHASE: RIGHT OF WAY / RESPONSIBLE AGENCY: MANAGED BY FDOT									
LF	1,000	0	0	0	0	0	0	0	1,000
PHASE: ENVIRONMENTAL / RESPONSIBLE AGENCY: MANAGED BY FDOT									
DDR	319,800	0	0	0	0	0	0	0	319,800
PHASE: DESIGN BUILD / RESPONSIBLE AGENCY: MANAGED BY FDOT									
DDR	12,834,965	0	0	0	0	0	0	0	12,834,965
DIH	159,386	12,242	0	0	0	0	0	0	171,628
DS	548,344	0	0	0	0	0	0	0	548,344
TOTAL 433607 1	14,633,276	15,429	0	0	0	0	0	0	14,648,705
TOTAL PROJECT:	14,633,276	15,429	0	0	0	0	0	0	14,648,705

FLORIDA DEPARTMENT OF TRANSPORTATION
OFFICE OF WORK PROGRAM
MPO ROLLFORWARD REPORT
=====

DATE RUN: 07/02/2018
TIME RUN: 08:32:40
MERPOTP

ITEM NUMBER:433648 1
DISTRICT:05
ROADWAY ID:75040000

PROJECT DESCRIPTION:SR 527 (ORANGE AVE) FROM S OF LAKE GATLIN RD TO NORTH OF HOLDEN AVE
COUNTY:ORANGE
PROJECT LENGTH: .231MI

NON-SIS
TYPE OF WORK:TRAFFIC OPS IMPROVEMENT
LANES EXIST/IMPROVED/ADDED: 4/ 0/ 0

FUND CODE	LESS THAN 2019	2019	2020	2021	2022	2023	GREATER THAN 2023	ALL YEARS
PHASE: PRELIMINARY ENGINEERING / RESPONSIBLE AGENCY: MANAGED BY FDOT								
SA	76,527		985	0	0	0	0	77,512
SU	643,696		0	0	0	0	0	643,696
PHASE: RAILROAD & UTILITIES / RESPONSIBLE AGENCY: MANAGED BY FDOT								
DS	10,497		0	0	0	0	0	10,497
LF	866,886		0	0	0	0	0	866,886
PHASE: CONSTRUCTION / RESPONSIBLE AGENCY: MANAGED BY FDOT								
DDR	446,395			0	0	0	0	446,395
DER	15,760		0	0	0	0	0	15,760
DIH	100,123	6,776		0	0	0	0	106,899
DS	524,576		0	0	0	0	0	524,576
LF	120,432		0	0	0	0	0	120,432
SA	10,000	2,960		0	0	0	0	12,960
SU	1,788,566		0	0	0	0	0	1,788,566
TOTAL 433648 1	4,603,458		10,721	0	0	0	0	4,614,179
TOTAL PROJECT:	4,603,458		10,721	0	0	0	0	4,614,179

ITEM NUMBER:433788 1
DISTRICT:05
ROADWAY ID:75006000

PROJECT DESCRIPTION:SR 426 FROM I-4 TO SR 15/600
COUNTY:ORANGE
PROJECT LENGTH: 1.095MI

NON-SIS
TYPE OF WORK:UTILITY CONTRACTS
LANES EXIST/IMPROVED/ADDED: 4/ 0/ 0

FUND CODE	LESS THAN 2019	2019	2020	2021	2022	2023	GREATER THAN 2023	ALL YEARS
<hr/>								
PHASE: PRELIMINARY ENGINEERING / RESPONSIBLE AGENCY: MANAGED BY FDOT								
DIH		13,391	4,616	0	0	0	0	18,007
<hr/>								
PHASE: RAILROAD & UTILITIES / RESPONSIBLE AGENCY: MANAGED BY FDOT								
DDR		17,323,102	0	0	0	0	0	17,323,102
DS		550,000	0	0	0	0	0	550,000
TOTAL 433788 1		17,886,493	4,616	0	0	0	0	17,891,109
TOTAL PROJECT:		17,886,493	4,616	0	0	0	0	17,891,109

ITEM NUMBER:434419 1
DISTRICT:05
ROADWAY ID:75030000

PROJECT DESCRIPTION:SR 15/600 (US 17/92) RAILROAD BRIDGE # 750255
COUNTY:ORANGE
PROJECT LENGTH: .004MI

NON-SIS
TYPE OF WORK:BRIDGE-REPAIR/REHABILITATION
LANES EXIST/IMPROVED/ADDED: 5/ 0/ 0

FUND CODE	LESS THAN 2019	2019	2020	2021	2022	2023	GREATER THAN 2023	ALL YEARS
PHASE: PRELIMINARY ENGINEERING / RESPONSIBLE AGENCY: MANAGED BY FDOT								
DIH	2,369		0	0	0		0	2,369
DS	42,926		0	0	0		0	42,926
PHASE: CONSTRUCTION / RESPONSIBLE AGENCY: MANAGED BY FDOT								
BRRP	639,057		0				0	639,057
DIH	2,266		44,649	0	0		0	46,915
DS	36,516		0	0	0		0	36,516
TOTAL 434419 1	723,134		44,649	0	0		0	767,783
TOTAL PROJECT:	723,134		44,649	0	0		0	767,783

FLORIDA DEPARTMENT OF TRANSPORTATION
OFFICE OF WORK PROGRAM
MPO ROLLFORWARD REPORT
=====

DATE RUN: 07/02/2018
TIME RUN: 08:32:40
MERNPOTF

HIGHWAYS
=====

ITEM NUMBER:434425 1		PROJECT DESCRIPTION:SR 436 FROM N OF SR 50 TO N OF OLD CHENEY HWY					*NON-SIS*	
DISTRICT:05		COUNTY:ORANGE					TYPE OF WORK:SAFETY PROJECT	
ROADWAY ID:75003000		PROJECT LENGTH: .470MI					LANES EXIST/IMPROVED/ADDED: 6/ 0/ 0	
FUND CODE	2019	2020	2021	2022	2023	GREATER THAN 2023	ALL YEARS	
LESS THAN 2019								
PHASE: PRELIMINARY ENGINEERING / RESPONSIBLE AGENCY: MANAGED BY FDOT								
DIH	23,044	0	0	0	0	0	0	23,044
HSP	395,624	3,645	0	0	0	0	0	399,269
PHASE: CONSTRUCTION / RESPONSIBLE AGENCY: MANAGED BY FDOT								
DDR	57,349	0	0	0	0	0	0	57,349
DS	14,619	0	0	0	0	0	0	14,619
HSP	1,183,235	2,876	0	0	0	0	0	1,186,111
LF	76,806	0	0	0	0	0	0	76,806
TOTAL 434425 1	1,750,677	6,521	0	0	0	0	0	1,757,198
TOTAL PROJECT:	1,750,677	6,521	0	0	0	0	0	1,757,198

ITEM NUMBER:434783 1		PROJECT DESCRIPTION:SR 400 (I-4) AT CENTRAL FLORIDA PARKWAY					*SIS*	
DISTRICT:05		COUNTY:ORANGE					TYPE OF WORK:DRAINAGE IMPROVEMENTS	
ROADWAY ID:75280000		PROJECT LENGTH: .395MI					LANES EXIST/IMPROVED/ADDED: 8/ 0/ 0	
FUND CODE	2019	2020	2021	2022	2023	GREATER THAN 2023	ALL YEARS	
LESS THAN 2019								
PHASE: CONSTRUCTION / RESPONSIBLE AGENCY: RESPONSIBLE AGENCY NOT AVAILABLE								
DIH	0	5,000	0	0	0	0	0	5,000
DS	50,000	0	0	0	0	0	0	50,000
TOTAL 434783 1	50,000	5,000	0	0	0	0	0	55,000
TOTAL PROJECT:	50,000	5,000	0	0	0	0	0	55,000

ITEM NUMBER:435402 1		PROJECT DESCRIPTION:SR15/SR600 (US17/92) FROM GAY RD TO ATLANTIC DR					*NON-SIS*	
DISTRICT:05		COUNTY:ORANGE					TYPE OF WORK:BRIDGE-REPAIR/REHABILITATION	
ROADWAY ID:75030000		PROJECT LENGTH: 2.978MI					LANES EXIST/IMPROVED/ADDED: 6/ 0/ 0	
FUND CODE	2019	2020	2021	2022	2023	GREATER THAN 2023	ALL YEARS	
LESS THAN 2019								
PHASE: PRELIMINARY ENGINEERING / RESPONSIBLE AGENCY: MANAGED BY FDOT								
DIH	3,743	0	0	0	0	0	0	3,743
DS	72,574	0	0	0	0	0	0	72,574
PHASE: CONSTRUCTION / RESPONSIBLE AGENCY: MANAGED BY FDOT								
BRRP	193,281	0	0	0	0	0	0	193,281
DIH	8,753	31,837	0	0	0	0	0	40,590
DS	10,347	0	0	0	0	0	0	10,347
PKYI	131	0	0	0	0	0	0	131
TOTAL 435402 1	288,829	31,837	0	0	0	0	0	320,666
TOTAL PROJECT:	288,829	31,837	0	0	0	0	0	320,666

HIGHWAYS

ITEM NUMBER:435435 2		PROJECT DESCRIPTION:SR 500 (US 441) FROM LEE ROAD TO BEGGS ROAD					TYPE OF WORK:LANDSCAPING		*NON-SIS*	
DISTRICT:05		COUNTY:ORANGE					LANES EXIST/IMPROVED/ADDED: 4/ 0/ 0			
ROADWAY ID:75020000		PROJECT LENGTH: 2.742MI								
FUND CODE	2019	2020	2021	2022	2023	GREATER THAN 2023	ALL YEARS			
LESS THAN 2019										
PHASE: CONSTRUCTION / RESPONSIBLE AGENCY: MANAGED BY FDOT										
DER	6,200	2,425	0	0	0	0	0	8,625		
DIH	11,373	65,804	0	0	0	0	0	77,177		
DS	346,351	0	0	0	0	0	0	346,351		
TOTAL 435435 2	363,924	68,229	0	0	0	0	0	432,153		
TOTAL PROJECT:	363,924	68,229	0	0	0	0	0	432,153		

ITEM NUMBER:435521 1		PROJECT DESCRIPTION:ST ANDREW'S TRAIL FROM CADY WAY TRAIL TO ALOMA AVE					TYPE OF WORK:BIKE PATH/TRAIL		*NON-SIS*	
DISTRICT:05		COUNTY:ORANGE					LANES EXIST/IMPROVED/ADDED: 0 / 0 / 0			
ROADWAY ID:		PROJECT LENGTH: .000								
FUND CODE	LESS THAN 2019	2019	2020	2021	2022	2023	GREATER THAN 2023	ALL YEARS		
<hr/>										
PHASE: PRELIMINARY ENGINEERING / RESPONSIBLE AGENCY: MANAGED BY CITY OF WINTER PARK										
ACSU	63,623	0	0	0	0	0	0	63,623		
SU	294,757	0	0	0	0	0	0	294,757		
TALU	89,593	0	0	0	0	0	0	89,593		
<hr/>										
PHASE: PRELIMINARY ENGINEERING / RESPONSIBLE AGENCY: MANAGED BY FDOT										
SU	22	1,770	0	0	0	0	0	1,792		
<hr/>										
PHASE: CONSTRUCTION / RESPONSIBLE AGENCY: MANAGED BY CITY OF WINTER PARK										
SU	0	3,039,634	0	0	0	0	0	3,039,634		
TOTAL 435521 1	447,995	1,770	3,039,634	0	0	0	0	3,489,399		
TOTAL PROJECT:	447,995	1,770	3,039,634	0	0	0	0	3,489,399		

ITEM NUMBER:435526 1 DISTRICT:05 ROADWAY ID:75037000		PROJECT DESCRIPTION:SR434 (ALAFAYA TRAIL) AT CORPORATE BLVD COUNTY:ORANGE PROJECT LENGTH: .001MI					TYPE OF WORK:INTERSECTION IMPROVEMENT LANES EXIST/IMPROVED/ADDED: 6/ 0/ 0		*NON-SIS*
FUND CODE	2019	2020	2021	2022	2023	GREATER THAN 2023	ALL YEARS		
LESS THAN 2019									
PHASE: PRELIMINARY ENGINEERING / RESPONSIBLE AGENCY: MANAGED BY FDOT									
SU	516	1,475	0	0	0	0	0	1,991	
PHASE: PRELIMINARY ENGINEERING / RESPONSIBLE AGENCY: MANAGED BY ORANGE COUNTY PUBLIC WORKS DEPT									
SU	218,361	0	0	0	0	0	0	218,361	
PHASE: CONSTRUCTION / RESPONSIBLE AGENCY: MANAGED BY ORANGE COUNTY PUBLIC WORKS DEPT									
SU	0	0	566,000	0	0	0	0	566,000	
TOTAL 435526 1	218,877	1,475	0	566,000	0	0	0	786,352	
TOTAL PROJECT:	218,877	1,475	0	566,000	0	0	0	786,352	

FLORIDA DEPARTMENT OF TRANSPORTATION
OFFICE OF WORK PROGRAM
MPO ROLL-FORWARD REPORT
=====

DATE RUN: 07/02/2018
TIME RUN: 08.32.40
MBRMPOTP

HIGHWAYS
=====

ITEM NUMBER:435554 1
DISTRICT:05
ROADWAY ID:75000371

PROJECT DESCRIPTION:VINELAND AVENUE AT SR 535
COUNTY:ORANGE
PROJECT LENGTH: .001MI

NON-SIS
TYPE OF WORK:INTERSECTION IMPROVEMENT
LANES EXIST/IMPROVED/ADDED: 4/ 0/ 0

FUND CODE	2019	2020	2021	2022	2023	GREATER THAN 2023	ALL YEARS
LESS THAN 2019							
PHASE: PRELIMINARY ENGINEERING / RESPONSIBLE AGENCY: MANAGED BY FDOT							
SU	489	1,502	0	0	0	0	1,991
PHASE: PRELIMINARY ENGINEERING / RESPONSIBLE AGENCY: MANAGED BY ORANGE COUNTY PUBLIC WORKS DEPT							
SU	300,009	0	0	0	0	0	300,009
PHASE: CONSTRUCTION / RESPONSIBLE AGENCY: MANAGED BY ORANGE COUNTY PUBLIC WORKS DEPT							
SU	0	0	1,675,250	0	0	0	1,675,250
TOTAL 435554 1	300,498	1,502	1,675,250	0	0	0	1,977,250
TOTAL PROJECT:	300,498	1,502	1,675,250	0	0	0	1,977,250

ITEM NUMBER:435587 1
DISTRICT:05
ROADWAY ID:75000151

PROJECT DESCRIPTION:WALLACE RD AT DR PHILLIPS BLVD
COUNTY:ORANGE
PROJECT LENGTH: .214MI

NON-SIS
TYPE OF WORK:INTERSECTION IMPROVEMENT
LANES EXIST/IMPROVED/ADDED: 2/ 0/ 0

FUND CODE	2019	2020	2021	2022	2023	GREATER THAN 2023	ALL YEARS
LESS THAN 2019							
PHASE: PRELIMINARY ENGINEERING / RESPONSIBLE AGENCY: MANAGED BY ORANGE COUNTY BOCC							
LF	200,000	0	0	0	0	0	200,000
PHASE: CONSTRUCTION / RESPONSIBLE AGENCY: MANAGED BY ORANGE COUNTY BOCC							
ACSU	252,469	37,674	0	0	0	0	290,143
LF	100	0	0	0	0	0	100
SU	1,177,188	253,201	0	0	0	0	1,430,389
TOTAL 435587 1	1,629,757	290,875	0	0	0	0	1,920,632
TOTAL PROJECT:	1,629,757	290,875	0	0	0	0	1,920,632

ITEM NUMBER:436405 1
DISTRICT:05
ROADWAY ID:75280000

PROJECT DESCRIPTION:SR 400 (I-4) @ KENNEDY BLVD / POTENTIAL INTERCHANGE IN EATONVILLE
COUNTY:ORANGE
PROJECT LENGTH: .300MI

SIS
TYPE OF WORK:TRANSPORTATION PLANNING
LANES EXIST/IMPROVED/ADDED: 7/ 0/ 0

FUND CODE	2019	2020	2021	2022	2023	GREATER THAN 2023	ALL YEARS
LESS THAN 2019							
PHASE: PRELIMINARY ENGINEERING / RESPONSIBLE AGENCY: MANAGED BY FDOT							
DIH	1,254	3,746	0	0	0	0	5,000
DS	82,353	0	0	0	0	0	82,353
TOTAL 436405 1	83,607	3,746	0	0	0	0	87,353
TOTAL PROJECT:	83,607	3,746	0	0	0	0	87,353

ITEM NUMBER:437338 1
DISTRICT:05
ROADWAY ID:75020000

PROJECT DESCRIPTION:SR 500/US 441/ORANGE BLOSSOM TRAIL-E OF LAKE DOE COVE TO E OF SR 429
COUNTY:ORANGE
PROJECT LENGTH: 1.887MI

NON-SIS
TYPE OF WORK:RESURFACING
LANES EXIST/IMPROVED/ADDED: 4/ 4/ 0

FUND CODE	2019	2020	2021	2022	2023	GREATER THAN 2023	ALL YEARS
LESS THAN 2019							
PHASE: PRELIMINARY ENGINEERING / RESPONSIBLE AGENCY: MANAGED BY FDOT							
DC	1,609	0	0	0	0	0	1,609
DDR	939,701	0	0	0	0	0	939,701
DIH	48,469	6,544	0	0	0	0	55,013

METROPLIAN ORLANDO

FLORIDA DEPARTMENT OF TRANSPORTATION
OFFICE OF WORK PROGRAM
MPO ROLLFORWARD REPORT

DATE RUN: 07/02/2018
TIME RUN: 08.32.40
MBRMPOTP

HIGHWAYS

DS	17,998	0	0	0	0	17,998
PHASE: CONSTRUCTION / RESPONSIBLE AGENCY: MANAGED BY FDOT						
DDR	5,480,173	863,265	0	0	0	6,343,438
DIH	0	439,048	0	0	0	439,048
DS	282,307	0	0	0	0	282,307
TOTAL 437338 1	6,770,257	1,308,857	0	0	0	8,079,114
TOTAL PROJECT:	6,770,257	1,308,857	0	0	0	8,079,114

ITEM NUMBER:437341 1
DISTRICT:05
ROADWAY ID:75270000

PROJECT DESCRIPTION:SR 435 (KIRKMAN ROAD) FROM N OF SR 482 (SAND LAKE RD) TO S OF SR 408
COUNTY:ORANGE
PROJECT LENGTH: 6.627MI

FUND CODE	LESS THAN 2019	2019	2020	2021	2022	2023	GREATER THAN 2023	ALL YEARS
PHASE: PRELIMINARY ENGINEERING / RESPONSIBLE AGENCY: MANAGED BY FDOT								
DC	1,609		0	0	0	0	0	1,609
DDR	1,470,574		0	0	0	0	0	1,470,574
DIH	78,575	3,510		0	0	0	0	82,085
DS	27,408	0		0	0	0	0	27,408
EB	1,000		0	0	0	0	0	1,000
LF	0		92,806	0	0	0	0	92,806
SA	10,000		0	0	0	0	0	10,000
SU	518,914	4,000		0	0	0	0	522,914
TALT	41,649	0		0	0	0	0	41,649
TALU	123,922	0	0	0	0	0	0	123,922
PHASE: CONSTRUCTION / RESPONSIBLE AGENCY: MANAGED BY FDOT								
ACTL	0	533,387		0	0	0	0	533,387
DDR	0	6,332,405		0	0	0	0	6,332,405
DIH	0	837,486		0	0	0	0	837,486
DS	0	3,207,337		0	0	0	0	3,207,337
LF	0	1,505,848		0	0	0	0	1,505,848
NHRE	0	1,800,174		0	0	0	0	1,800,174
SA	0	5,531,945		0	0	0	0	5,531,945
TALT	0	138,623		0	0	0	0	138,623
TALU	0	82,321		0	0	0	0	82,321
TOTAL 437341	2,273,651	20,069,842		0	0	0	0	22,343,493
TOTAL PROJECT:	2,273,651	20,069,842		0	0	0	0	22,343,493

ITEM NUMBER:437493 1
DISTRICT:05
ROADWAY ID:75330000

PROJECT DESCRIPTION:SR 429 (WEKIVA PKWY) FROM MORRIS ACCESS RD TO LAKE COUNTY LINE
COUNTY:ORANGE
PROJECT LENGTH: .701MI

FUND CODE	LESS THAN 2019	2019	2020	2021	2022	2023	GREATER THAN 2023	ALL YEARS
PHASE: PRELIMINARY ENGINEERING / RESPONSIBLE AGENCY: MANAGED BY PDOT								
DDR		24,000	0	0	0	0	0	24,000
DIH		3,087	1,912	0	0	0	0	4,999
DS		25,906	0	0	0	0	0	25,906
PHASE: CONSTRUCTION / RESPONSIBLE AGENCY: MANAGED BY PDOT								
DDR		217,550	0	0	0	0	0	217,550
DS		12,691	0	0	0	0	0	12,691
TOTAL 437493 1		283,234	1,912	0	0	0	0	285,146

=====

ITEM NUMBER:437493 2
DISTRICT:05
ROADWAY ID:75330000

PROJECT DESCRIPTION:SR 429 (WEKIVA PKWY) FROM MORRIS ACCESS RD TO LAKE COUNTY LINE
COUNTY:ORANGE
PROJECT LENGTH: .701MI

SIS
TYPE OF WORK:CONSTRUCT SPECIAL STRUCTURE
LANES EXIST/IMPROVED/ADDED: 0/ 0/ 0

	2019	2020	2021	2022	2023	GREATER THAN 2023	ALL YEARS
LESS THAN 2019							
FUND CODE							
PHASE: PRELIMINARY ENGINEERING / RESPONSIBLE AGENCY: MANAGED BY FDOT							
DDR	43,754	0	0	0	0	0	43,754
PHASE: CONSTRUCTION / RESPONSIBLE AGENCY: MANAGED BY FDOT							
DDR	70,631	0	0	0	0	0	70,631
DIH	40	9,960	0	0	0	0	10,000
TOTAL 437493 2	114,425	9,960	0	0	0	0	124,385
TOTAL PROJECT:	397,659	11,872	0	0	0	0	409,531

ITEM NUMBER:437508 1
DISTRICT:05
ROADWAY ID:

PROJECT DESCRIPTION:ORLANDO CITYWIDE PEDESTRIAN TRAFFIC SIGNALS
COUNTY:ORANGE
PROJECT LENGTH: .000

NON-SIS
TYPE OF WORK:TRAFFIC SIGNALS
LANES EXIST/IMPROVED/ADDED: 0/ 0/ 0

	2019	2020	2021	2022	2023	GREATER THAN 2023	ALL YEARS
LESS THAN 2019							
FUND CODE							
PHASE: PRELIMINARY ENGINEERING / RESPONSIBLE AGENCY: MANAGED BY CITY OF ORLANDO							
LF	0	22,800	0	0	0	0	22,800
SU	0	442,999	0	0	0	0	442,999
PHASE: CONSTRUCTION / RESPONSIBLE AGENCY: MANAGED BY CITY OF ORLANDO							
LF	0	0	0	25,000	0	0	25,000
SU	0	0	0	2,103,874	0	0	2,103,874
TOTAL 437508 1	0	465,799	0	2,128,874	0	0	2,594,673
TOTAL PROJECT:	0	465,799	0	2,128,874	0	0	2,594,673

ITEM NUMBER:437555 1
DISTRICT:05
ROADWAY ID:75280000

PROJECT DESCRIPTION:I-4 DOWNTOWN IMPROVEMENTS S OF W CHURCH ST TO N OF W WASHINGTON ST
COUNTY:ORANGE
PROJECT LENGTH: .245MI

SIS
TYPE OF WORK:URBAN CORRIDOR IMPROVEMENTS
LANES EXIST/IMPROVED/ADDED: 0/ 0/ 0

	2019	2020	2021	2022	2023	GREATER THAN 2023	ALL YEARS
LESS THAN 2019							
FUND CODE							
PHASE: CONSTRUCTION / RESPONSIBLE AGENCY: RESPONSIBLE AGENCY NOT AVAILABLE							
LF	14,500,000	0	0	0	0	0	14,500,000
TRWR	0	4,500,000	0	0	0	0	4,500,000
TOTAL 437555 1	14,500,000	4,500,000	0	0	0	0	19,000,000
TOTAL PROJECT:	14,500,000	4,500,000	0	0	0	0	19,000,000

ITEM NUMBER:437872 2
DISTRICT:05
ROADWAY ID:75030000

PROJECT DESCRIPTION:SRI15-600/US17-92 BRIDGE #750255
COUNTY:ORANGE
PROJECT LENGTH: .004MI

NON-SIS
TYPE OF WORK:BRIDGE-REPAIR/REHABILITATION
LANES EXIST/IMPROVED/ADDED: 5/ 0/ 0

	2019	2020	2021	2022	2023	GREATER THAN 2023	ALL YEARS
LESS THAN 2019							
FUND CODE							
PHASE: PRELIMINARY ENGINEERING / RESPONSIBLE AGENCY: MANAGED BY FDOT							
BRRP	17,389	0	0	0	0	0	17,389
PHASE: RAILROAD & UTILITIES / RESPONSIBLE AGENCY: MANAGED BY FDOT							
BRRP	0	63,000	0	0	0	0	63,000

FLORIDA DEPARTMENT OF TRANSPORTATION
OFFICE OF WORK PROGRAM
MPO ROLLFORWARD REPORT

DATE RUN: 07/02/2018
TIME RUN: 08.32.40
MRMPOTP

HIGHWAYS

PHASE: CONSTRUCTION / RESPONSIBLE AGENCY: MANAGED BY FDOI	
BRP	162,112
DH	88
TOTAL	179,589
TOTAL PROJECT:	1,035,884
	1,035,884
	970,922
	1,962

ITEM NUMBER:438332 3		PROJECT DESCRIPTION:NATURAL DISASTER ORANGE OFF STATE ON FED EMERGENCY SIGN REPAIR				*NON-SIS*	
DISTRICT:05		COUNTY:ORANGE				TYPE OF WORK:EMERGENCY OPERATIONS	
ROADWAY ID:		PROJECT LENGTH: .000				LANES EXIST/IMPROVED/ADDED: 0/ 0/ 0	
		2019		2020		2021	
LESS THAN 2019						2022	
FUND CODE						2023	
						GREATER THAN 2023	
						ALL YEARS	
PHASE: MISCELLANEOUS / RESPONSIBLE AGENCY: MANAGED BY PDOT							
D		0		101		0	
TOTAL 438332 3		0		0		0	
TOTAL PROJECT:		0		101		0	
						101	

ITEM NUMBER:438332 4		PROJECT DESCRIPTION:NATURAL DISASTER ORANGE OFF STATE OFF FED EMERGENCY SIGN REPAIR				TYPE OF WORK:EMERGENCY OPERATIONS		*NON-SIS*							
DISTRICT:05		COUNTY:ORANGE				LANES EXIST/IMPROVED/ADDED: 0/ 0/ 0									
ROADWAY ID:		PROJECT LENGTH: .000													
		2019		2020		2021		2022		2023		GREATER THAN 2023		ALL YEARS	
LESS THAN 2019															
FUND CODE															
PHASE: MISCELLANEOUS / RESPONSIBLE AGENCY: MANAGED BY PDOT		0		101		0		0		0		0		101	
TOTAL 438332 4		0		101		0		0		0		0		101	
TOTAL PROJECT:		0		101		0		0		0		0		101	

ITEM NUMBER: 438332 5	PROJECT DESCRIPTION: NATURAL DISASTER ORANGE INTERSTATE EMERGENCY SIGN REPAIR				TYPE OF WORK: EMERGENCY OPERATIONS		*NON-SIS*
DISTRICT: 05	COUNTY: ORANGE	PROJECT LENGTH: .000		LANES EXIST/IMPROVED/ADDED: 0/ 0/ 0			
ROADWAY ID:							
	LESS THAN 2019	2019	2020	2021	2022	2023	GREATER THAN 2023
FUND CODE							ALL YEARS
PHASE: MISCELLANEOUS / RESPONSIBLE AGENCY: MANAGED BY FDOT							
	0	0	0	0	0	0	101
TOTAL 438332 5	0	0	0	0	0	0	101
TOTAL PROJECT:	0	0	0	0	0	0	101

[illegible]

FLORIDA DEPARTMENT OF TRANSPORTATION
OFFICE OF WORK PROGRAM
MPO ROLLFORWARD REPORT
=====

DATE RUN: 07/02/2018
TIME RUN: 08:32:40
MRMPOTP

HIGHWAYS
=====

ITEM NUMBER:439880 1 DISTRICT:05 ROADWAY ID:75002000		PROJECT DESCRIPTION:ORANGE COUNTY PEDESTRIAN LIGHTING BUNDLE A COUNTY:ORANGE PROJECT LENGTH: 7.441MI				TYPE OF WORK:LIGHTING LANES EXIST/IMPROVED/ADDED: 6/ 0/ 0		*NON-SIS*	
FUND CODE	LESS THAN 2019	2019	2020	2021	2022	2023	GREATER THAN 2023	ALL YEARS	
PHASE: PRELIMINARY ENGINEERING / RESPONSIBLE AGENCY: MANAGED BY FDOT									
HSP	70,766	0	120,361	0	0	0	0	0	191,127
TOTAL 439880 1	70,766	0	120,361	0	0	0	0	0	191,127
ITEM NUMBER:439880 2 DISTRICT:05 ROADWAY ID:75010000									
PROJECT DESCRIPTION:ORANGE COUNTY PEDESTRIAN LIGHTING BUNDLE B COUNTY:ORANGE PROJECT LENGTH: 28.419MI									
FUND CODE	LESS THAN 2019	2019	2020	2021	2022	2023	GREATER THAN 2023	ALL YEARS	
PHASE: PRELIMINARY ENGINEERING / RESPONSIBLE AGENCY: MANAGED BY FDOT									
DDR	125,058	0	0	0	0	0	0	0	125,058
HSP	0	10,000	0	0	0	0	0	0	10,000
TOTAL 439880 2	125,058	10,000	0	0	0	0	0	0	135,058
ITEM NUMBER:439880 4 DISTRICT:05 ROADWAY ID:75060000									
PROJECT DESCRIPTION:ORANGE COUNTY PEDESTRIAN LIGHTING BUNDLE D COUNTY:ORANGE PROJECT LENGTH: 32.928MI									
FUND CODE	LESS THAN 2019	2019	2020	2021	2022	2023	GREATER THAN 2023	ALL YEARS	
PHASE: PRELIMINARY ENGINEERING / RESPONSIBLE AGENCY: MANAGED BY FDOT									
DDR	138,028	0	0	0	0	0	0	0	138,028
HSP	3,502	56,498	0	0	0	0	0	0	60,000
TOTAL 439880 4	141,530	56,498	0	0	0	0	0	0	198,028
ITEM NUMBER:439880 6 DISTRICT:05 ROADWAY ID:75037000									
PROJECT DESCRIPTION:ORANGE COUNTY PEDESTRIAN LIGHTING BUNDLE F COUNTY:ORANGE PROJECT LENGTH: 3.749MI									
FUND CODE	LESS THAN 2019	2019	2020	2021	2022	2023	GREATER THAN 2023	ALL YEARS	
PHASE: PRELIMINARY ENGINEERING / RESPONSIBLE AGENCY: MANAGED BY FDOT									
DTH	673	0	0	0	0	0	0	0	673
HSP	38,156	58,097	0	0	0	0	0	0	96,253
TOTAL 439880 6	38,829	58,097	0	0	0	0	0	0	96,926
TOTAL PROJECT:	376,183	244,956	0	0	0	0	0	0	621,139

ITEM NUMBER:440970 1 DISTRICT:05 ROADWAY ID:75020000		PROJECT DESCRIPTION:US 441 NB & SB OVER SCL RR BRIDGE # 750002 & 750167 COUNTY:ORANGE PROJECT LENGTH: .072MI				TYPE OF WORK:BRIDGE-REPAIR/REHABILITATION LANES EXIST/IMPROVED/ADDED: 4/ 0/ 0		*NON-SIS*	
FUND CODE	LESS THAN 2019	2019	2020	2021	2022	2023	GREATER THAN 2023	ALL YEARS	
PHASE: PRELIMINARY ENGINEERING / RESPONSIBLE AGENCY: MANAGED BY FDOT									
DTH	0	0	2,000	0	0	0	0	0	2,000
PHASE: CONSTRUCTION / RESPONSIBLE AGENCY: MANAGED BY FDOT									
BRP	0	0	214,357	0	0	0	0	0	214,357

FLORIDA DEPARTMENT OF TRANSPORTATION
OFFICE OF WORK PROGRAM
MPO ROLLFORWARD REPORT

DATE RUN: 07/02/2018
TIME RUN: 08.32.40
MBRMPOTE

HIGHWAYS

DIH	0	2,056	0	0	0	2,056
TOTAL 40970 1	0	218,413	0	0	0	218,413
TOTAL PROJECT:	0	218,413	0	0	0	218,413

ITEM NUMBER:441165 1
DISTRICT:05
ROADWAY ID:75280000
PROJECT DESCRIPTION:I-4 (SE 400 EB) SIGN STRUCTURE #73S369
COUNTY:ORANGE
PROJECT LENGTH: .002MI
TYPE OF WORK:OVERHEAD SIGNING
LANES EXIST/IMPROVED/ADDED: 6/ 0/ 0
SIS

FUND CODE	LESS THAN 2019	2019	2020	2021	2022	2023	GREATER THAN 2023	ALL YEARS
PHASE: PRELIMINARY ENGINEERING / RESPONSIBLE AGENCY: MANAGED BY PDOT								
DIH		3,284	6,716	0	0	0	0	10,000
PHASE: CONSTRUCTION / RESPONSIBLE AGENCY: MANAGED BY PDOT								
BRP		88,356	29,543	0	0	0	0	117,899
DIH		0	5,000	0	0	0	0	5,000
TOTAL 441165 1		91,640	41,259	0	0	0	0	132,899
TOTAL PROJECT:		91,640	41,259	0	0	0	0	132,899

METROPOLAN ORLANDO

FLORIDA DEPARTMENT OF TRANSPORTATION
OFFICE OF WORK PROGRAM
MPO ROLLFORWARD REPORT
=====

DATE RUN: 07/02/2018
TIME RUN: 08:32:40
MBRMPOTF

HIGHWAYS
=====

ITEM NUMBER:239682 1
DISTRICT:05
ROADWAY ID:92030000

PROJECT DESCRIPTION:SR 500 (US 192) FROM AERONAUTICAL DRIVE TO BUDINGER AVENUE
COUNTY:OSCEOLA
PROJECT LENGTH: 3.967MI

NON-SIS
TYPE OF WORK:ADD LANES & RECONSTRUCT
LANES EXIST/IMPROVED/ADDED: 6/ 6/ 2

FUND CODE	2019	2020	2021	2022	2023	GREATER THAN 2023	ALL YEARS
LESS THAN 2019							
PHASE: PRELIMINARY ENGINEERING / RESPONSIBLE AGENCY: MANAGED BY FDOT							
DIH	248,543	8,517	0	0	0	0	257,060
SU	4,899,899	0	0	0	0	0	4,899,899
PHASE: RIGHT OF WAY / RESPONSIBLE AGENCY: MANAGED BY FDOT							
DDR	5,845,879	0	0	0	0	0	5,845,879
DIH	240,680	17,862	0	0	0	0	258,542
RED	47,437	0	0	0	0	0	47,437
SA	329,846	0	0	0	0	0	329,846
PHASE: RAILROAD & UTILITIES / RESPONSIBLE AGENCY: MANAGED BY FDOT							
LF	1,602,642	0	0	0	0	0	1,602,642
PHASE: CONSTRUCTION / RESPONSIBLE AGENCY: MANAGED BY FDOT							
DDR	38,557,850	0	0	0	0	0	38,557,850
DER	249,922	0	0	0	0	0	249,922
DIH	184,849	170,556	0	0	0	0	355,405
DS	3,506,934	160,368	0	0	0	0	3,667,302
LF	356,630	7,459	0	0	0	0	364,089
PHASE: CONTRACT INCENTIVES / RESPONSIBLE AGENCY: MANAGED BY FDOT							
DDR	0	1,014,642	0	0	0	0	1,014,642
TOTAL 239682 1	56,071,111	1,379,404	0	0	0	0	57,450,515
TOTAL PROJECT:	56,071,111	1,379,404	0	0	0	0	57,450,515

ITEM NUMBER:239683 1
DISTRICT:05
ROADWAY ID:92030000

PROJECT DESCRIPTION:SR 500 (US 192) FROM EASTERN AVE TO CR 532
COUNTY:OSCEOLA
PROJECT LENGTH: 3.184MI

NON-SIS
TYPE OF WORK:ADD LANES & REHABILITATE PVMNT
LANES EXIST/IMPROVED/ADDED: 6/ 4/ 2

FUND CODE	2019	2020	2021	2022	2023	GREATER THAN 2023	ALL YEARS
LESS THAN 2019							
PHASE: PRELIMINARY ENGINEERING / RESPONSIBLE AGENCY: MANAGED BY FDOT							
DIH	172,581	3,725	0	0	0	0	176,306
DS	2,335,317	0	0	0	0	0	2,335,317
PHASE: RIGHT OF WAY / RESPONSIBLE AGENCY: MANAGED BY FDOT							
DIH	62,341	100	0	0	0	0	62,441
DS	1	0	0	0	0	0	1
SU	2,970,229	0	0	0	0	0	2,970,229
PHASE: RAILROAD & UTILITIES / RESPONSIBLE AGENCY: MANAGED BY FDOT							
LF	488,606	27,439	0	0	0	0	516,045
PHASE: CONSTRUCTION / RESPONSIBLE AGENCY: MANAGED BY FDOT							
DDR	17,063,842	0	0	0	0	0	17,063,842
DIH	135,252	41	0	0	0	0	135,293
DS	100,732	0	0	0	0	0	100,732
LF	9,130	0	0	0	0	0	9,130
PHASE: CONTRACT INCENTIVES / RESPONSIBLE AGENCY: MANAGED BY FDOT							
DDR	316,027	0	0	0	0	0	316,027
TOTAL 239683 1	23,654,058	31,305	0	0	0	0	23,685,363
TOTAL PROJECT:	23,654,058	31,305	0	0	0	0	23,685,363

METROPLAN ORLANDO

FLORIDA DEPARTMENT OF TRANSPORTATION
OFFICE OF WORK PROGRAM
MPO ROLLFORWARD REPORT
=====

DATE RUN: 07/02/2018
TIME RUN: 08:32.40
MBRPOTP

ITEM NUMBER: 418321 1
DISTRICT: 05
ROADWAY ID: 92010000

PROJECT DESCRIPTION: SR 500 (US 17-92) 2 INTERSECTIONS VINE ST AND DONEGAN AVE
COUNTY: OSCEOLA
PROJECT LENGTH: 1.099MI

TYPE OF WORK: ADD TURN LANE(S)
LANES EXIST/IMPROVED/ADDED: 4/ 0/ 1

SIS

FUND CODE	LESS THAN 2019	2019	2020	2021	2022	2023	GREATER THAN 2023	ALL YEARS
PHASE: PRELIMINARY ENGINEERING / RESPONSIBLE AGENCY: MANAGED BY FDOT								
DDR	302,596	0	0	0	0	0	0	302,596
DIH	77,862	5,763	0	0	0	0	0	83,625
DIS	1,000,372	0	0	0	0	0	0	1,000,372
PHASE: RIGHT OF WAY / RESPONSIBLE AGENCY: MANAGED BY FDOT								
ENIR	2,007,802	0	0	0	0	0	0	2,007,802
DDR	251,097	0	0	0	0	0	0	251,097
DIH	93,376	0	0	0	0	0	0	93,376
DIS	191,434	0	0	0	0	0	0	191,434
DS	35,522	0	0	0	0	0	0	35,522
PHASE: CONSTRUCTION / RESPONSIBLE AGENCY: MANAGED BY FDOT								
DDR	425,164	44,502	0	0	0	0	0	469,666
DER	7,459	0	0	0	0	0	0	7,459
DIH	78,075	80,205	0	0	0	0	0	158,280
DIS	1,742,349	0	0	0	0	0	0	1,742,349
DS	173,387	0	0	0	0	0	0	173,387
TOTAL 418321 1	6,386,495	130,470	0	0	0	0	0	6,516,965
TOTAL PROJECT:	6,386,495	130,470	0	0	0	0	0	6,516,965

ITEM NUMBER: 418403 2
DISTRICT: 05

PROJECT DESCRIPTION: SR 600 (US17/92) JYP FROM S. OF PORTAGE ST TO N. OF VINE ST (US192)
COUNTY: OSCEOLA

TYPE OF WORK: ADD LANES & RECONSTRUCT

NON-SIS

ROADWAY ID: 92550002

PROJECT LENGTH: 1.373MI

LANES EXIST/IMPROVED/ADDED: 6/ 4/ 2

FUND CODE	LESS THAN 2019	2019	2020	2021	2022	2023	GREATER THAN 2023	ALL YEARS
PHASE: PRELIMINARY ENGINEERING / RESPONSIBLE AGENCY: MANAGED BY FDOT								
DDR	35,232	0	0	0	0	0	0	35,232
DIH	179,837	510	0	0	0	0	0	180,347
DS	260,717	0	0	0	0	0	0	260,717
LFP	1,937,771	0	0	0	0	0	0	1,937,771
PHASE: RIGHT OF WAY / RESPONSIBLE AGENCY: MANAGED BY FDOT								
DDR	591,545	0	0	0	0	0	0	591,545
DIH	183,489	7,607	0	0	0	0	0	191,096
DS	827,951	0	0	0	0	0	0	827,951
LFP	629,489	0	0	0	0	0	0	629,489
SA	608,678	0	0	0	0	0	0	608,678
SU	1,326,433	0	0	0	0	0	0	1,326,433
S129	980,000	0	0	0	0	0	0	980,000
PHASE: RAILROAD & UTILITIES / RESPONSIBLE AGENCY: MANAGED BY FDOT								
LFP	4,025,524	0	0	0	0	0	0	4,025,524
PHASE: CONSTRUCTION / RESPONSIBLE AGENCY: MANAGED BY FDOT								
DDR	7,601,090	53,456	0	0	0	0	0	7,654,546
DER	57,417	0	0	0	0	0	0	57,417
DIH	140,001	15,821	0	0	0	0	0	155,822
DS	3,241,043	0	0	0	0	0	0	3,241,043
LFP	529,360	0	0	0	0	0	0	529,360
TOTAL 418403 2	23,155,577	77,394	0	0	0	0	0	23,232,971
TOTAL PROJECT:	23,155,577	77,394	0	0	0	0	0	23,232,971

FLORIDA DEPARTMENT OF TRANSPORTATION
OFFICE OF WORK PROGRAM
MPO ROLLFORWARD REPORT
=====HIGHWAYS
=====ITEM NUMBER:424906 1
DISTRICT:05
ROADWAY ID:92090000PROJECT DESCRIPTION:SR 530 US 192 FROM E OF BRIDGE 920175 TO WEST OF I-4
COUNTY:OSCEOLA
PROJECT LENGTH: 1.313MITYPE OF WORK:RESURFACING
LANES EXIST/IMPROVED/ADDED: 6/ 6/ 0
NON-SIS

FUND CODE	LESS THAN 2019	2019	LESS THAN 2020			2021	2022	2023	GREATER THAN 2023	ALL YEARS
PHASE: PRELIMINARY ENGINEERING / RESPONSIBLE AGENCY: MANAGED BY FDOT										
DIH	23,859		0		0	0	0	0	0	23,859
SA	227,869		0		0	0	0	0	0	227,869
PHASE: CONSTRUCTION / RESPONSIBLE AGENCY: MANAGED BY FDOT										
DDR	2,580,508		0		0	0	0	0	0	2,580,508
DIH	48,896	97,382	0		0	0	0	0	0	146,278
DS	496,153	0	0		0	0	0	0	0	496,153
TOTAL 424906 1	3,377,285		0		0	0	0	0	0	3,474,667
TOTAL PROJECT:	3,377,285	97,382	0		0	0	0	0	0	3,474,667

ITEM NUMBER:431456 1
DISTRICT:05
ROADWAY ID:92130000PROJECT DESCRIPTION:SR 400 (I-4) WEST OF CR 532 TO EAST OF SR 522 (OSCEOLA PARKWAY)
COUNTY:OSCEOLA
PROJECT LENGTH: 7.885MITYPE OF WORK:ADD LANES & RECONSTRUCT
LANES EXIST/IMPROVED/ADDED: 6/ 6/ 4
SIS

FUND CODE	LESS THAN 2019	2019	2020	2021	2022	2023	GREATER THAN 2023	ALL YEARS
PHASE: PRELIMINARY ENGINEERING / RESPONSIBLE AGENCY: MANAGED BY FDOT								
ACNP	2,535,085		723,223	0	0	0	0	3,258,308
DIH	203,178		430,141	0	0	0	0	633,319
DIS	2,361,638		0	0	0	0	0	2,361,638
DS	4,834		0	0	0	0	0	4,834
NHPP	9,177,844		0	0	0	0	0	9,177,844
PHASE: RIGHT OF WAY / RESPONSIBLE AGENCY: MANAGED BY FDOT								
ACNP	0		1,375,000	12,709,300	0	5,604,031	0	31,723,331
ENR	0		500,000	0	9,325,000	0	0	9,825,000
PHASE: ENVIRONMENTAL / RESPONSIBLE AGENCY: MANAGED BY FDOT								
ACNP	3,594,751		0	0	0	0	0	3,594,751
ACTA	0		2,000,000	0	0	0	0	2,000,000
ACTU	500,000		0	0	0	0	0	500,000
TALU	4,599,550		0	0	0	0	0	4,599,550

ITEM NUMBER:433074 1
DISTRICT:05
ROADWAY ID:92000047PROJECT DESCRIPTION:LAKEVIEW & MICHIGAN AVE ELEMENTARY SCHOOLS & ST CLOUD MIDDLE SCHOOL
COUNTY:OSCEOLA
PROJECT LENGTH: 1.530MITYPE OF WORK:SIDEWALK
LANES EXIST/IMPROVED/ADDED: 2/ 0/ 0
NON-SIS

FUND CODE	LESS THAN 2019	2019	2020	2021	2022	2023	GREATER THAN 2023	ALL YEARS
PHASE: PRELIMINARY ENGINEERING / RESPONSIBLE AGENCY: MANAGED BY CITY OF ST. CLOUD HSP		5,160	0	0	0	0	0	5,160
PHASE: PRELIMINARY ENGINEERING / RESPONSIBLE AGENCY: MANAGED BY FDOT HSP		7	0	0	0	0	0	7
PHASE: CONSTRUCTION / RESPONSIBLE AGENCY: MANAGED BY CITY OF ST. CLOUD SA		306,257	0	0	0	0	0	306,257

FLORIDA DEPARTMENT OF TRANSPORTATION
OFFICE OF WORK PROGRAM
MPO ROLLFORWARD REPORT
=====

DATE RUN: 07/02/2018
TIME RUN: 08:32.40
MBRMPOTP

HIGHWAYS
=====

PROJECT DESCRIPTION: WEST OAK STREET INTERSECTION IMPROVEMENTS AT JOHN YOUNG PARKWAY COUNTY: OSCEOLA PROJECT LENGTH: .520MI										*NON-SIS*	
ITEM NUMBER: 434916 1 DISTRICT: 05 ROADWAY ID: 92000012										TYPE OF WORK: INTERSECTION IMPROVEMENT LANES EXIST/IMPROVED/ADDED: 4/ 0/ 0	
FUND CODE	2019	2020	2021	2022	2023	GREATER THAN 2023		ALL YEARS			
LESS THAN 2019											
PHASE: PRELIMINARY ENGINEERING / RESPONSIBLE AGENCY: MANAGED BY FDOT	1,208	0	0	0	0	0		0		2,146	
ACSU											
PHASE: PRELIMINARY ENGINEERING / RESPONSIBLE AGENCY: MANAGED BY KISSIMMEE, CITY OF	104	0	0	0	0	0		0		104	
ACSU											
SU	449,724	0	0	0	0	0		0		449,724	
PHASE: RIGHT OF WAY / RESPONSIBLE AGENCY: MANAGED BY KISSIMMEE, CITY OF	400,000	0	0	0	0	0		0		400,000	
LF											
SU	1,679,133	0	0	0	0	0		0		1,679,133	
PHASE: CONSTRUCTION / RESPONSIBLE AGENCY: MANAGED BY KISSIMMEE, CITY OF	0	0	0	0	0	0		0		1,675,250	
SU											
TOTAL 434916 1	2,530,169	938	1,675,250	0	0	0		0		4,206,357	
TOTAL PROJECT:	2,530,169	938	1,675,250	0	0	0		0		4,206,357	

PROJECT DESCRIPTION: I-4 (SR 400) AT CR 532 COUNTY: OSCEOLA PROJECT LENGTH: 1.057MI										*SIS*	
ITEM NUMBER: 435052 1 DISTRICT: 05 ROADWAY ID: 92130000										TYPE OF WORK: LIGHTING LANES EXIST/IMPROVED/ADDED: 6/ 0/ 0	
FUND CODE	2019	2020	2021	2022	2023	GREATER THAN 2023		ALL YEARS			
LESS THAN 2019											
PHASE: PRELIMINARY ENGINEERING / RESPONSIBLE AGENCY: MANAGED BY FDOT	261,395	0	0	0	0	0		0		261,395	
DDR											
DIH	5,968	2,876	0	0	0	0		0		8,844	
PHASE: CONSTRUCTION / RESPONSIBLE AGENCY: MANAGED BY FDOT	100,697	0	0	0	0	0		0		100,697	
DDR											
HSP	947,735	5,566	0	0	0	0		0		953,301	
TOTAL 435052 1	1,315,795	8,442	0	0	0	0		0		1,324,237	
TOTAL PROJECT:	1,315,795	8,442	0	0	0	0		0		1,324,237	

PROJECT DESCRIPTION: SR15 (US441) & SR600 (US 17/92) OVER BLUE CYPRESS/SHINGLE CREEK BRIDGE COUNTY: OSCEOLA PROJECT LENGTH: .101MI										*NON-SIS*	
ITEM NUMBER: 435403 1 DISTRICT: 05 ROADWAY ID: 92010000										TYPE OF WORK: BRIDGE-REPAIR/REHABILITATION LANES EXIST/IMPROVED/ADDED: 4/ 0/ 0	
FUND CODE	2019	2020	2021	2022	2023	GREATER THAN 2023		ALL YEARS			
LESS THAN 2019											
PHASE: PRELIMINARY ENGINEERING / RESPONSIBLE AGENCY: MANAGED BY FDOT	1,821	0	0	0	0	0		0		1,821	
DIH											
DS	29,491	0	0	0	0	0		0		29,491	
PHASE: CONSTRUCTION / RESPONSIBLE AGENCY: MANAGED BY FDOT	246,357	0	0	0	0	0		0		246,357	
BRRP											
DIH	24,337	48,093	0	0	0	0		0		72,430	
DS	1,627	0	0	0	0	0		0		1,627	
TOTAL 435403 1	303,833	48,093	0	0	0	0		0		351,726	
TOTAL PROJECT:	303,833	48,093	0	0	0	0		0		351,726	

=====

HIGHWAYS

=====

ITEM NUMBER: 435519 1 PROJECT DESCRIPTION: TRAFFIC SIGNAL CABINET UPGRADES CITYWIDE
DISTRICT: 05 COUNTY: OSCEOLA
ROADWAY ID: PROJECT LENGTH: .000

NON-SIS
TYPE OF WORK: TRAFFIC CONTROL DEVICES/SYSTEM
LANES EXIST/IMPROVED/ADDED: 0/ 0/ 0

	2019	2020	2021	2022	2023	GREATER THAN 2023	ALL YEARS
FUND CODE	LESS THAN 2019						
PHASE: CONSTRUCTION / RESPONSIBLE AGENCY: MANAGED BY CITY OF KISSIMMEE							
DDR	936,000	0	0	0	0	0	936,000
DIH	170	0	0	0	0	0	170
PHASE: CONSTRUCTION / RESPONSIBLE AGENCY: MANAGED BY PDOT							
DIH	0	3,829	0	0	0	0	3,829
TOTAL 435519 1	936,170	3,829	0	0	0	0	939,999
TOTAL PROJECT:	936,170	3,829	0	0	0	0	939,999

ITEM NUMBER: 437055 1 PROJECT DESCRIPTION: SR600 (US 17-92ORANGE BLOSSOM TRAIL) FROM E OF SUWANNEE TO LIBERTY BELL
DISTRICT: 05 COUNTY: OSCEOLA
ROADWAY ID: 92010000 PROJECT LENGTH: .800MI

NON-SIS
TYPE OF WORK: LIGHTING
LANES EXIST/IMPROVED/ADDED: 2/ 0/ 0

	2019	2020	2021	2022	2023	GREATER THAN 2023	ALL YEARS
FUND CODE	LESS THAN 2019						
PHASE: CONSTRUCTION / RESPONSIBLE AGENCY: MANAGED BY OSCEOLA COUNTY ENGINEERING							
DS	0	150,000	0	0	0	0	150,000
TOTAL 437055 1	0	150,000	0	0	0	0	150,000
TOTAL PROJECT:	0	150,000	0	0	0	0	150,000

ITEM NUMBER: 437444 1 PROJECT DESCRIPTION: US441, US192 & I-4, OSCEOLA BRIDGES 920009, 920112, 920031 & 920202
DISTRICT: 05 COUNTY: OSCEOLA
ROADWAY ID: 92030000 PROJECT LENGTH: .617MI

SIS
TYPE OF WORK: BRIDGE-REPAIR/REHABILITATION
LANES EXIST/IMPROVED/ADDED: 6/ 0/ 0

	2019	2020	2021	2022	2023	GREATER THAN 2023	ALL YEARS
FUND CODE	LESS THAN 2019						
PHASE: PRELIMINARY ENGINEERING / RESPONSIBLE AGENCY: MANAGED BY PDOT							
BRRP	54,273	0	0	0	0	0	54,273
DIH	2,602	9,924	0	0	0	0	12,526
PHASE: CONSTRUCTION / RESPONSIBLE AGENCY: MANAGED BY PDOT							
BRRP	799,056	0	0	0	0	0	799,056
DIH	19,578	2,764	0	0	0	0	22,342
DS	55,397	0	0	0	0	0	55,397
TOTAL 437444 1	930,906	12,688	0	0	0	0	943,594
TOTAL PROJECT:	930,906	12,688	0	0	0	0	943,594

ITEM NUMBER: 437470 1 PROJECT DESCRIPTION: OSCEOLA COUNTY ATM PROJECT - VARIOUS LOCATIONS
DISTRICT: 05 COUNTY: OSCEOLA
ROADWAY ID: PROJECT LENGTH: .000

NON-SIS
TYPE OF WORK: TRAFFIC CONTROL DEVICES/SYSTEM
LANES EXIST/IMPROVED/ADDED: 0/ 0/ 0

	2019	2020	2021	2022	2023	GREATER THAN 2023	ALL YEARS
FUND CODE	LESS THAN 2019						
PHASE: PRELIMINARY ENGINEERING / RESPONSIBLE AGENCY: MANAGED BY PDOT							
SU	285,271	5,000	0	0	0	0	290,271

HIGHWAYS
=====

NON-SIS									
TYPE OF WORK:BRIDGE-REPAIR/REHABILITATION									
LANES EXIST/IMPROVED/ADDED: 4/ 0/ 0									
PROJECT LENGTH: .047MI									
PROJECT DESCRIPTION:US 192 OVER C-57 CANAL - BRIDGE # 920014									
COUNTY:OSCEOLA									
ROADWAY ID:92030000									
DISTRICT:05									
ITEM NUMBER:439272 1									
LESS THAN 2019									
2019									
2020									
2021									
2022									
2023									
GREATER THAN 2023									
ALL YEARS									
FUND CODE									
PHASE: PRELIMINARY ENGINEERING / RESPONSIBLE AGENCY: MANAGED BY FDOT									
DIH									
1,534									
8,466									
0									
0									
0									
PHASE: CONSTRUCTION / RESPONSIBLE AGENCY: MANAGED BY FDOT									
BRP									
189,021									
0									
5,823									
231									
0									
0									
0									
0									
0									
0									
0									
0									
0									
0									
0									
0									
0									
0									
0									
0									
0									
0									
0									
0									
0									
0									
0									
0									
0									
0									
0									
0									
0									
0									
0									
0									
0									
0									
0									
0									
0									
0									
0									
0									
0									
0									
0									
0									
0									
0									
0									
0									
0									
0									
0									
0									
0									
0									
0									
0									
0									
0									
0									
0									
0									
0									
0									
0									
0									
0									
0									
0									
0									
0									
0									
0									
0									
0									
0									
0									
0									
0									
0									
0									
0									
0									
0									
0									
0									
0									
0									
0									
0									
0									
0									
0									
0									
0									
0									
0									
0									
0									
0									
0									
0									
0									
0									
0									
0									
0									
0									
0									
0									
0									
0									
0									
0									
0									
0									
0									
0									
0									
0									
0									
0									
0									
0									
0									
0									
0									
0									
0									
0									
0									
0									
0									
0									
0									
0									
0									
0									
0									
0									
0									
0									
0									
0									
0									
0									
0									
0									
0									
0									
0									
0									
0									
0									
0									
0									
0									
0									
0									
0									
0									
0									
0									
0									
0									
0									
0									
0									
0									
0									
0									
0									
0									
0									
0									
0									
0									
0									
0									
0									
0									
0									
0									
0									
0									
0									
0									
0									
0									
0									
0									
0									
0									
0									
0									
0									
0									
0									
0									
0									
0									
0									
0									
0									
0									
0									
0									
0									
0									
0									
0									
0									
0									
0									
0									
0									
0									
0									
0									
0									
0									
0									
0									
0									
0									
0									
0									
0									
0									
0									
0									
0									
0									
0									
0									
0									
0									
0									
0									
0									
0									
0									
0									
0									
0									
0									
0									
0									
0									
0									
0									
0									
0									
0									
0									
0									
0									
0									
0									
0									
0									
0									
0									
0									
0									
0									
0									
0									
0									
0									
0									
0									
0									
0									
0									
0									
0									
0									
0									
0									
0									
0									
0									
0									
0									
0									
0									
0									
0									
0									
0									
0									
0									
0									
0									
0									
0									
0									
0									
0									
0									
0									
0									
0									
0									
0									
0									
0									
0									
0									
0									
0									
0									
0									
0									
0									
0									
0									
0									
0									
0									
0									
0									
0									
0									
0									
0									
0									
0									
0									
0									
0									
0									
0									
0									
0									
0									
0									
0									
0									
0									
0									
0									
0									
0									
0									
0									
0									
0									
0									
0									
0									
0									
0									
0									
0									
0									
0									
0									
0									
0									
0									
0									
0									
0									
0									
0									
0									
0									
0									
0									

ITEM NUMBER:439885 1									
PROJECT DESCRIPTION:OSCEOLA COUNTY PEDESTRIAN LIGHTING BUNDLE A									
DISTRICT:05									
COUNTY:OSCEOLA									
ROADWAY ID:92090000									
PROJECT LENGTH: 14.841MI									
TYPE OF WORK:LIGHTING									
LANES EXIST/IMPROVED/ADDED: 7/ 0/ 0									
SIS									

HIGHWAYS

ITEM NUMBER:240200 3
DISTRICT:05
ROADWAY ID:77030000PROJECT DESCRIPTION:SR 46 (WEKIVA PKWY) FROM ORANGE BLVD TO N. OREGON ST/WAYSIDE DR
COUNTY:SEMINOLE
PROJECT LENGTH: 1.302MI*NON-SIS*
TYPE OF WORK:ADD LANES & RECONSTRUCT
LANES EXIST/IMPROVED/ADDED: 6/ 4/ 2

FUND CODE	LESS THAN 2019	2019	2020	2021	2022	2023	GREATER THAN 2023	ALL YEARS
PHASE: PRELIMINARY ENGINEERING / RESPONSIBLE AGENCY: MANAGED BY FDOT								
DIH	85,742	7,412	0	0	0	0	0	93,154
DS	141,640	0	0	0	0	0	0	141,640
WKBL	1,946,869	0	0	0	0	0	0	1,946,869
PHASE: CONSTRUCTION / RESPONSIBLE AGENCY: MANAGED BY FDOT								
ACNP	0	28,355,095	0	0	0	0	0	28,355,095
DDR	0	77,100	0	0	0	0	0	77,100
DIH	0	231,219	0	0	0	0	0	231,219
PHASE: ENVIRONMENTAL / RESPONSIBLE AGENCY: MANAGED BY FDOT								
TALT	0	482,860	0	0	0	0	0	482,860
TOTAL 240200 3	2,174,251	29,153,686	0	0	0	0	0	31,327,937
TOTAL PROJECT:	2,174,251	29,153,686	0	0	0	0	0	31,327,937

ITEM NUMBER:240196 1
DISTRICT:05
ROADWAY ID:77010000PROJECT DESCRIPTION:SR 15/600 (US 17/92) FROM SHEPARD RD TO LAKE MARY BLVD
COUNTY:SEMINOLE
PROJECT LENGTH: 3.645MI*NON-SIS*
TYPE OF WORK:ADD LANES & RECONSTRUCT
LANES EXIST/IMPROVED/ADDED: 4/ 4/ 2

FUND CODE	LESS THAN 2019	2019	2020	2021	2022	2023	GREATER THAN 2023	ALL YEARS
PHASE: P D & E / RESPONSIBLE AGENCY: MANAGED BY FDOT								
DIH	38,761	0	0	0	0	0	0	38,761
SU	1,169,768	0	0	0	0	0	0	1,169,768
PHASE: PRELIMINARY ENGINEERING / RESPONSIBLE AGENCY: MANAGED BY FDOT								
DDR	72,730	0	0	0	0	0	0	72,730
DIH	337,866	8,386	0	0	0	0	0	346,252
EB	1,000	0	0	0	0	0	0	1,000
SA	1,051,268	0	0	0	0	0	0	1,051,268
SU	3,142,091	0	0	0	0	0	0	3,142,091
PHASE: RIGHT OF WAY / RESPONSIBLE AGENCY: MANAGED BY FDOT								
DDR	1,506,603	0	0	0	0	0	0	1,506,603
DIH	26,972	0	0	0	0	0	0	26,972
PHASE: RAILROAD & UTILITIES / RESPONSIBLE AGENCY: MANAGED BY FDOT								
DDR	267,632	0	0	0	0	0	0	267,632
LF	3,542,409	150,727	0	0	0	0	0	3,693,136
PHASE: CONSTRUCTION / RESPONSIBLE AGENCY: MANAGED BY FDOT								
DDR	37,524,559	274,652	0	0	0	0	0	37,799,211
DER	94,864	12,952	0	0	0	0	0	107,816
DIH	245,919	82,432	0	0	0	0	0	328,351
DS	17,037,367	0	0	0	0	0	0	17,037,367
LF	495,627	33,445	0	0	0	0	0	529,072
PHASE: ENVIRONMENTAL / RESPONSIBLE AGENCY: MANAGED BY FDOT								
DDR	59,367	0	0	0	0	0	0	59,367
TOTAL 240196 1	66,614,803	562,594	0	0	0	0	0	67,177,397
TOTAL PROJECT:	66,614,803	562,594	0	0	0	0	0	67,177,397

HIGHWAYS
=====

ITEM NUMBER:240216 5										*NON-SIS*									
DISTRICT:05										TYPE OF WORK:ADD LANES & RECONSTRUCT									
ROADWAY ID:77040000										LANES EXIST/IMPROVED/ADDED: 4/ 0/ 2									
PROJECT DESCRIPTION:SR 46 DETOUR RD FROM MELONVILLE AVENUE TO BRISSON AVENUE																			
COUNTY:SEMINOLE																			
PROJECT LENGTH: .749MI																			
LESS THAN 2019																			
FUND CODE	2019	2020	2021	2022	2023	GREATER THAN 2023	ALL YEARS												
PHASE: RAILROAD & UTILITIES / RESPONSIBLE AGENCY: MANAGED BY FDOT																			
DS	257,138	0	0	0	0	0	257,138												
PHASE: CONSTRUCTION / RESPONSIBLE AGENCY: MANAGED BY FDOT																			
DDR	16,678	0	0	0	0	0	16,678												
DIH	3,329	182,266	0	0	0	0	185,595												
DS	1,362,867	0	0	0	0	0	1,362,867												
TOTAL 240216 5	1,640,012	182,266	0	0	0	0	1,822,278												
TOTAL PROJECT:	1,640,012	182,266	0	0	0	0	1,822,278												
ITEM NUMBER:240233 3										*NON-SIS*									
DISTRICT:05										TYPE OF WORK:ADD LANES & REHABILITATE PVMNT									
ROADWAY ID:77120000										LANES EXIST/IMPROVED/ADDED: 4/ 4/ 2									
PROJECT DESCRIPTION:SR 434 FROM I-4 TO RANGELINE RD																			
COUNTY:SEMINOLE																			
PROJECT LENGTH: 1.788MI																			
LESS THAN 2019																			
FUND CODE	2019	2020	2021	2022	2023	GREATER THAN 2023	ALL YEARS												
PHASE: PRELIMINARY ENGINEERING / RESPONSIBLE AGENCY: MANAGED BY FDOT																			
DIH	156,324	3,409	0	0	0	0	159,733												
LF	1,450,689	0	0	0	0	0	1,450,689												
PHASE: RIGHT OF WAY / RESPONSIBLE AGENCY: MANAGED BY FDOT																			
DIH	523,838	0	0	0	0	0	523,838												
LF	452,999	0	0	0	0	0	452,999												
LFP	22,731,565	0	0	0	0	0	22,731,565												
TRIP	7,819,405	0	0	0	0	0	7,819,405												
PHASE: RAILROAD & UTILITIES / RESPONSIBLE AGENCY: MANAGED BY FDOT																			
DDR	75,536	0	0	0	0	0	75,536												
TRIP	658,286	0	0	0	0	0	658,286												
PHASE: CONSTRUCTION / RESPONSIBLE AGENCY: MANAGED BY FDOT																			
DDR	61,808	0	0	0	0	0	61,808												
DIH	197,061	8,368	0	0	0	0	205,429												
DS	522,648	0	0	0	0	0	522,648												
LF	5	0	0	0	0	0	5												
LFP	165,752	0	0	0	0	0	165,752												
TRIP	10,564,422	0	0	0	0	0	10,564,422												
TOTAL 240233 3	45,380,338	11,777	0	0	0	0	45,392,115												
ITEM NUMBER:240233 4										*NON-SIS*									
DISTRICT:05										TYPE OF WORK:ADD TURN LANE(S)									
ROADWAY ID:77120000										LANES EXIST/IMPROVED/ADDED: 4/ 4/ 2									
PROJECT DESCRIPTION:SR 434 (CENTRAL FL PARKWAY) FROM MINGO TRAIL TO MILWEE ST																			
COUNTY:SEMINOLE																			
PROJECT LENGTH: .665MI																			
LESS THAN 2019																			
FUND CODE	2019	2020	2021	2022	2023	GREATER THAN 2023	ALL YEARS												
PHASE: PRELIMINARY ENGINEERING / RESPONSIBLE AGENCY: MANAGED BY FDOT																			
DIH	45,939	4,933	0	0	0	0	50,872												
PHASE: RIGHT OF WAY / RESPONSIBLE AGENCY: MANAGED BY FDOT																			
DIH	18,645	1,355	0	0	0	0	20,000												
LFP	1,090,039	0	0	0	0	0	1,090,039												
TOTAL 240233 4	1,154,823	6,288	0	0	0	0	1,160,911												
TOTAL PROJECT:	46,534,961	18,065	0	0	0	0	46,553,026												

FLORIDA DEPARTMENT OF TRANSPORTATION
OFFICE OF WORK PROGRAM
MPO ROLLFORWARD REPORT

DATE RUN: 07/02/2018
TIME RUN: 08.32.40
MBRMPOTP

=====

HIGHWAYS

=====

ITEM NUMBER:242592 4	PROJECT DESCRIPTION:SR 400 (I-4) 1 MILE E OF SR 434 TO E OF SR 15/600 (US 17/92)						*SIS*	
DISTRICT:05	COUNTY:SEMINOLE						TYPE OF WORK:ADD LANES & RECONSTRUCT	
ROADWAY ID:77160000	PROJECT LENGTH: 17.984MI						LANES EXIST/IMPROVED/ADDED:12/12/ 8	
		2019	2020	2021	2022	2023	GREATER THAN 2023	ALL YEARS
LESS THAN 2019								
PHASE: PRELIMINARY ENGINEERING / RESPONSIBLE AGENCY: MANAGED BY FDOT								
ACNP	2,060,824	248,587	0	0	0	0	6,615,750	8,925,161
DDR	908,430	77,851	0	0	0	0	0	986,281
DI	647,407	0	0	0	0	0	0	647,407
DIH	311,565	564,269	0	0	0	0	0	875,834
DS	19,207	0	0	0	0	0	0	19,207
NHPP	7,585,351	0	0	0	0	0	0	7,585,351
PKYI	1,954	0	0	0	0	0	0	1,954
PHASE: RIGHT OF WAY / RESPONSIBLE AGENCY: MANAGED BY FDOT								
DDR	0	0	75,000	0	0	0	10,174,232	22,074,232
DI	0	0	8,931,330	0	0	0	6,834,277	16,695,607
DIH	0	0	100,000	0	0	0	81,377	281,377
PHASE: RAILROAD & UTILITIES / RESPONSIBLE AGENCY: MANAGED BY FDOT								
ACNP	0	0	0	0	0	0	6,000,000	6,000,000
SE	0	0	0	0	0	0	0	250,000
PHASE: ENVIRONMENTAL / RESPONSIBLE AGENCY: MANAGED BY FDOT								
ACNP	0	0	0	0	0	0	537,198,676	537,198,676
DI	0	0	0	0	0	0	180,927,889	180,927,889
DS	131	0	0	0	0	0	0	131
SIWR	0	0	0	0	0	0	2,149,230	2,149,230
STED	0	0	0	0	0	0	115,086,966	115,086,966
TOTAL 242592 4	11,534,869	1,140,707	9,106,330	0	0	0	12,855,000	899,705,303
TOTAL PROJECT:	11,534,869	1,140,707	9,106,330	0	0	0	855,068,397	899,705,303

ITEM NUMBER:242702 2	PROJECT DESCRIPTION:I-4 INTERCHANGE AT SR 15/600 US 17/92 RECONSTRUCT E/B EXIT RAMP						*SIS*	
DISTRICT:05	COUNTY:SEMINOLE						TYPE OF WORK:INTERCHANGE IMPROVEMENT	
ROADWAY ID:77160000	PROJECT LENGTH: 1.208MI						LANES EXIST/IMPROVED/ADDED: 2/ 2/ 2	
		2019	2020	2021	2022	2023	GREATER THAN 2023	ALL YEARS
LESS THAN 2019								
PHASE: PRELIMINARY ENGINEERING / RESPONSIBLE AGENCY: MANAGED BY FDOT								
NH	1,190,109	0	0	0	0	0	0	1,190,109
NHAC	30,469	0	0	0	0	0	0	30,469
PHASE: RIGHT OF WAY / RESPONSIBLE AGENCY: MANAGED BY FDOT								
ENDS	536	0	0	0	0	0	0	536
ENIR	1,392,489	0	0	0	0	0	0	1,392,489
DDR	22,678	0	0	0	0	0	0	22,678
DIH	80,920	4,157	0	0	0	0	0	85,077
PHASE: RAILROAD & UTILITIES / RESPONSIBLE AGENCY: MANAGED BY FDOT								
DI	184,328	0	0	0	0	0	0	184,328
NHAC	950,531	0	0	0	0	0	0	950,531
PHASE: CONSTRUCTION / RESPONSIBLE AGENCY: MANAGED BY FDOT								
DS	381,003	0	0	0	0	0	0	381,003
NHAC	23,592,805	0	0	0	0	0	0	23,592,805

HIGHWAYS

	PHASE: CONTRACT INCENTIVES / RESPONSIBLE AGENCY: MANAGED BY FDOT		
	EENH		
TOTAL 242702.2	648,000	0	0
	28,473,868	0	0
TOTAL PROJECT:	28,473,868	0	0
			648,000
			28,478,025
			28,478,025

ITEM NUMBER:407573 1		PROJECT DESCRIPTION:I-4 INTERCHANGE AT SR 46				*SIS*		
DISTRICT:05		COUNTY:SEMINOLE				TYPE OF WORK:INTERCHANGE IMPROVEMENT		
ROADWAY ID:77160000		PROJECT LENGTH: 3.523MI				LANES EXIST/IMPROVED/ADDED: 6/ 6/ 2		
FUND CODE	LESS THAN 2019	2019	2020	2021	2022	2023	GREATER THAN 2023	ALL YEARS
<hr/>								
PHASE: PRELIMINARY ENGINEERING / RESPONSIBLE AGENCY: MANAGED BY FDOT								
DIH	168,651		0	0	0	0	0	168,651
DS	2,435,603		0	0	0	0	0	2,435,603
<hr/>								
PHASE: RIGHT OF WAY / RESPONSIBLE AGENCY: MANAGED BY FDOT								
BNIR	5,814,107		0	0	0	0	0	5,814,107
DIH	52,882		0	0	0	0	0	52,882
DIS	8,973,663		0	0	0	0	0	8,973,663
<hr/>								
PHASE: DESIGN BUILD / RESPONSIBLE AGENCY: MANAGED BY FDOT								
DC	81		0	0	0	0	0	81
DDR	616,030		0	0	0	0	0	616,030
DIH	40,132		712	0	0	0	0	40,844
DS	515,971		0	0	0	0	0	515,971
HSP	7,881,933		0	0	0	0	0	7,881,933
IM	27,135,618		0	0	0	0	0	27,135,618
LF	90,377		0	0	0	0	0	90,377
TOTAL 407573 1	53,725,048		712	0	0	0	0	53,725,760
TOTAL PROJECT:	53,725,048		712	0	0	0	0	53,725,760

ITEM NUMBER:411520 1 DISTRICT:05 ROADWAY ID:77080000		PROJECT DESCRIPTION:SR 436 OVER I-4 (SR400) & CR 46A OVER SR 400 (I-4) COUNTY:SEMINOLE PROJECT LENGTH: .052MI				TYPE OF WORK:BRIDGE-REPAIR/REHABILITATION LANES EXIST/IMPROVED/ADDED: 6/ 6/ 0		*NON-SIS*							
LESS THAN 2019		2019		2020		2021		2022		2023		GREATER THAN 2023		ALL YEARS	
FUND CODE															
PHASE: PRELIMINARY ENGINEERING / RESPONSIBLE AGENCY: MANAGED BY FDOT															
BRBP															
33,922															
0															
0															
0															
PHASE: CONSTRUCTION / RESPONSIBLE AGENCY: MANAGED BY FDOT															
BRBP															
74,857															
0															
0															
0															
DIH															
7,830															
24,958															
0															
0															
0															
TOTAL 411520 1															
116,609															
24,958															
0															
0															
0															
TOTAL PROJECT:															
116,609															
24,958															
0															
0															
0															
33,922															
74,857															
32,788															
141,567															
141,567															

ITEM NUMBER: 419369 1	PROJECT DESCRIPTION: SR 436 INTERSECTIONS FROM W OF WILLSHIRE BLVD TO LAKE HOWELL RD				COUNTY: SEMINOLE		PROJECT LENGTH: 1.174MI		TYPE OF WORK: ADD LANES & RECONSTRUCT LANES EXIST/IMPROVED/ADDED: 6/ 6/ 2		*NON-SIS*
DISTRICT: 05											
ROADWAY ID: 77080000											
	LESS THAN 2019	2019	2020	2021	2022	2023	GREATER THAN 2023		ALL YEARS		
PHASE: PRELIMINARY ENGINEERING / RESPONSIBLE AGENCY: MANAGED BY FDOT											
DIH		90,795	0	0	0	0					90,795
PHASE: RIGHT OF WAY / RESPONSIBLE AGENCY: MANAGED BY FDOT											
LFP		20,594,588	0	0	0	0					20,594,588

=====

HIGHWAYS

=====

PHASE: CONSTRUCTION / RESPONSIBLE AGENCY: MANAGED BY FDOT		4,570	0	0	0	0	5,881
DIH		1,311					
PHASE: CONSTRUCTION / RESPONSIBLE AGENCY: RESPONSIBLE AGENCY NOT AVAILABLE							
DDR		1,369,167	0	0	0	0	1,369,167
DIH		9,119	0	0	0	0	9,119
DS		804,525	0	0	0	0	804,525
LFP		14,258,296	0	0	0	0	14,258,296
TRIP		14,250,000	0	0	0	0	14,250,000
TOTAL 419369 1		51,381,060	1,311	0	0	0	51,382,371
TOTAL PROJECT:		51,381,060	1,311	0	0	0	51,382,371

ITEM NUMBER:422048 1 PROJECT DESCRIPTION:SR 436 FROM ORANGE COUNTY LINE TO LAKE HOWELL ROAD

DISTRICT:05 COUNTY:SEMINOLE

ROADWAY ID:77080000 PROJECT LENGTH: 2.103MI

NON-SIS

TYPE OF WORK:DRAINAGE IMPROVEMENTS

LANES EXIST/IMPROVED/ADDED: 6/ 0/ 0

LESS THAN 2019		2019	2020	2021	2022	2023	GREATER THAN 2023	ALL YEARS
PHASE: PRELIMINARY ENGINEERING / RESPONSIBLE AGENCY: MANAGED BY FDOT								
DDR		225,184	0	0	0	0	0	225,184
DIH		22,542	0	0	0	0	0	22,542
DS		39,999	0	0	0	0	0	39,999
PHASE: CONSTRUCTION / RESPONSIBLE AGENCY: MANAGED BY FDOT								
DIH		9,505	45,416	0	0	0	0	54,921
DS		310,351	0	0	0	0	0	310,351
TOTAL 422048 1		607,581	45,416	0	0	0	0	652,997
TOTAL PROJECT:		607,581	45,416	0	0	0	0	652,997

ITEM NUMBER:422708 1 PROJECT DESCRIPTION:SR 46 FROM W OF MILLS CK BRIDGE TO SR 15/600/US 17-92

DISTRICT:05 COUNTY:SEMINOLE

ROADWAY ID:77030000 PROJECT LENGTH: .452MI

NON-SIS

TYPE OF WORK:RESURFACING

LANES EXIST/IMPROVED/ADDED: 4/ 4/ 0

LESS THAN 2019		2019	2020	2021	2022	2023	GREATER THAN 2023	ALL YEARS
PHASE: CONSTRUCTION / RESPONSIBLE AGENCY: MANAGED BY FDOT								
DDR		275,882	0	0	0	0	0	275,882
DIH		39,153	4,064	0	0	0	0	43,217
TOTAL 422708 1		315,035	4,064	0	0	0	0	319,099
TOTAL PROJECT:		315,035	4,064	0	0	0	0	319,099

ITEM NUMBER:423513 1 PROJECT DESCRIPTION:SR 434 AT LITTLE WEKIVA RIVER OUTFALL

DISTRICT:05 COUNTY:SEMINOLE

ROADWAY ID:77120000 PROJECT LENGTH: .001MI

NON-SIS

TYPE OF WORK:DRAINAGE IMPROVEMENTS

LANES EXIST/IMPROVED/ADDED: 0/ 0/ 0

LESS THAN 2019		2019	2020	2021	2022	2023	GREATER THAN 2023	ALL YEARS
PHASE: PRELIMINARY ENGINEERING / RESPONSIBLE AGENCY: MANAGED BY FDOT								
DDR		35,330	0	0	0	0	0	35,330
DS		248,246	0	0	0	0	0	248,246
PHASE: CONSTRUCTION / RESPONSIBLE AGENCY: MANAGED BY FDOT								
DIH		73,652	0	0	0	0	0	73,652
DS		1,042,958	0	0	0	0	0	1,042,958
TOTAL 423513 1		1,400,186	2,226	0	0	0	0	1,402,412
TOTAL PROJECT:		1,400,186	2,226	0	0	0	0	1,402,412

FLORIDA DEPARTMENT OF TRANSPORTATION
OFFICE OF WORK PROGRAM
MPO ROLLFORWARD REPORT
=====

DATE RUN: 07/02/2018
TIME RUN: 08:32:40
MRNFOTP

HIGHWAYS
=====

ITEM NUMBER:424900 1
DISTRICT:05
ROADWAY ID:77010000

PROJECT DESCRIPTION:SR 15 US 17/92 FROM RAVEN/SHEPARD RD TO LAKE MARY BLVD
COUNTY:SEMINOLE
PROJECT LENGTH: 3.486MI

NON-SIS
TYPE OF WORK:RESURFACING
LANES EXIST/IMPROVED/ADDED: 4/ 4/ 0

FUND CODE	LESS THAN 2019		2019	2020	2021	2022	2023	GREATER THAN 2023	ALL YEARS
PHASE: PRELIMINARY ENGINEERING / RESPONSIBLE AGENCY: MANAGED BY FDOT									
DIH		86,051		0		0		0	86,051
PHASE: CONSTRUCTION / RESPONSIBLE AGENCY: MANAGED BY FDOT									
DC		75		0		0		0	75
DIH		93,598		0		0		0	145,742
DS		2,456,773		0		0		0	2,456,773
TOTAL 424900 1		2,636,497		52,144		0		0	2,688,641
TOTAL PROJECT:		2,636,497		52,144		0		0	2,688,641

ITEM NUMBER:424901 1
DISTRICT:05
ROADWAY ID:77080000

PROJECT DESCRIPTION:SR 436 FROM AVERY LANE TO LAKE HARRIET DR
COUNTY:SEMINOLE
PROJECT LENGTH: 1.428MI

NON-SIS
TYPE OF WORK:RESURFACING
LANES EXIST/IMPROVED/ADDED: 7/ 6/ 0

FUND CODE	LESS THAN 2019	2019	2020	2021	2022	2023	GREATER THAN 2023	ALL YEARS
PHASE: PRELIMINARY ENGINEERING / RESPONSIBLE AGENCY: MANAGED BY FDOT								
DIH	204,994		7,882	0	0	0	0	212,876
DS	16,382		0	0	0	0	0	16,382
PHASE: CONSTRUCTION / RESPONSIBLE AGENCY: MANAGED BY FDOT								
DDR	33,908		0	0	0	0	0	33,908
DIH	153,580		0	0	0	0	0	153,580
DS	46,020		0	0	0	0	0	46,020
SA	1,180,184		0	0	0	0	0	1,180,184
TOTAL 424901 1	1,635,068		7,882	0	0	0	0	1,642,950
TOTAL PROJECT:	1,635,068		7,882	0	0	0	0	1,642,950

ITEM NUMBER:434523 1
DISTRICT:05
ROADWAY ID:77160000

PROJECT DESCRIPTION:I-4 AT SR 436
COUNTY:SEMINOLE
PROJECT LENGTH: .010MI

SIS
TYPE OF WORK:SAFETY PROJECT
LANES EXIST/IMPROVED/ADDED: 6/ 0/ 0

FUND CODE	LESS THAN 2019	2019	2020	2021	2022	2023	GREATER THAN 2023	ALL YEARS
PHASE: PRELIMINARY ENGINEERING / RESPONSIBLE AGENCY: MANAGED BY FDOT								
DIH		179	9,821	0	0	0	0	10,000
DS		72,619	0	0	0	0	0	72,619
TOTAL 434523 1		72,798	9,821	0	0	0	0	82,619
TOTAL PROJECT:		72,798	9,821	0	0	0	0	82,619

ITEM NUMBER:435053 1
DISTRICT:05
ROADWAY ID:77160000

PROJECT DESCRIPTION:I-4 (SR 400) AT US 17-92
COUNTY:SEMINOLE
PROJECT LENGTH: .985MI

SIS
TYPE OF WORK:LIGHTING
LANES EXIST/IMPROVED/ADDED: 6/ 0/ 0

FUND CODE	LESS THAN 2019	2019	2020	2021	2022	2023	GREATER THAN 2023	ALL YEARS
PHASE: PRELIMINARY ENGINEERING / RESPONSIBLE AGENCY: MANAGED BY FDOT								
DDR	41	0	0	0	0	0	0	41
DIH	45,186	11,653	0	0	0	0	0	56,839

=====

HIGHWAYS

=====

DS	29,582	0	0	0	0	0	0	0	29,582
PHASE: CONSTRUCTION / RESPONSIBLE AGENCY: MANAGED BY FDOT									
DDR	50,000	0	0	0	0	0	0	0	50,000
DS	149,976	0	0	0	0	0	0	0	149,976
HSP	1,363,060	24,707	0	0	0	0	0	0	1,387,767
SA	77,983	0	0	0	0	0	0	0	77,983
TOTAL 435053 1	1,715,828	36,360	0	0	0	0	0	0	1,752,188
TOTAL PROJECT:	1,715,828	36,360	0	0	0	0	0	0	1,752,188

ITEM NUMBER:435459 1 PROJECT DESCRIPTION:SR 400 (I-4) OVER ORANGE BLVD/CSX BRIDGES # 770086 & 770087

DISTRICT:05 COUNTY:SEMINOLE TYPE OF WORK:BRIDGE-REPAIR/REHABILITATION

PROJECT LENGTH: .065MI Lanes EXIST/IMPROVED/ADDED: 6/ 0/ 0

FUND CODE	2019	2020	2021	2022	2023	GREATER THAN 2023	ALL YEARS
PHASE: PRELIMINARY ENGINEERING / RESPONSIBLE AGENCY: MANAGED BY FDOT							
DIH	4,105	0	0	0	0	0	4,105
DS	31,659	0	0	0	0	0	31,659
PHASE: CONSTRUCTION / RESPONSIBLE AGENCY: MANAGED BY FDOT							
BRRP	386,820	0	0	0	0	0	386,820
DIH	9,942	40,146	0	0	0	0	50,088
DS	27,357	0	0	0	0	0	27,357
TOTAL 435459 1	459,883	40,146	0	0	0	0	500,029
TOTAL PROJECT:	459,883	40,146	0	0	0	0	500,029

ITEM NUMBER:435498 1

DISTRICT:05 PROJECT DESCRIPTION:RINEHART RD PATH FROM CR 46A TO 0.174 MILES NORTH OF ST JOHNS PKWY

COUNTY:SEMINOLE TYPE OF WORK:BIKE PATH/TRAIL

PROJECT LENGTH: 1.757MI Lanes EXIST/IMPROVED/ADDED: 4/ 0/ 0

FUND CODE	2019	2020	2021	2022	2023	GREATER THAN 2023	ALL YEARS
PHASE: PRELIMINARY ENGINEERING / RESPONSIBLE AGENCY: MANAGED BY SEMINOLE COUNTY BCC							
LF	85,602	0	0	0	0	0	85,602
PHASE: CONSTRUCTION / RESPONSIBLE AGENCY: MANAGED BY FDOT							
TALT	415	2,324	0	0	0	0	2,739
PHASE: CONSTRUCTION / RESPONSIBLE AGENCY: MANAGED BY SEMINOLE COUNTY BCC							
LF	215,835	0	0	0	0	0	215,835
SU	56,890	0	0	0	0	0	56,890
TALT	444,371	0	0	0	0	0	444,371
TALU	341,842	0	0	0	0	0	341,842
TOTAL 435498 1	1,144,955	2,324	0	0	0	0	1,147,279
TOTAL PROJECT:	1,144,955	2,324	0	0	0	0	1,147,279

ITEM NUMBER:435661 1

DISTRICT:05 PROJECT DESCRIPTION:SR 436 FROM ORANGE CO LINE TO W OF AVERY LANE

COUNTY:SEMINOLE TYPE OF WORK:RESURFACING

PROJECT LENGTH: .747MI Lanes EXIST/IMPROVED/ADDED: 6/ 6/ 0

FUND CODE	2019	2020	2021	2022	2023	GREATER THAN 2023	ALL YEARS
PHASE: PRELIMINARY ENGINEERING / RESPONSIBLE AGENCY: MANAGED BY FDOT							
DDR	75,000	0	0	0	0	0	75,000
DIH	77,780	77,493	0	0	0	0	155,273
DS	4,610	0	0	0	0	0	4,610

HIGHWAYS

PHASE: CONSTRUCTION / RESPONSIBLE AGENCY: MANAGED BY FDOT
 DDR 69,506 0 0 0 0 0 0
 DIH 2,901 0 0 0 0 0 0
 DS 108,339 0 0 0 0 0 0
 NHRE 1,337,781 0 0 0 0 0 0
 SA 15,186 193,093 0 0 0 0 0
 TOTAL 435661 1 1,691,103 270,586 0 0 0
 TOTAL PROJECT: 1,691,103 270,586 0 0 0 0 0

69,506
2,901
108,339
1,337,781
15,186
193,093
1,691,103
270,586

ITEM NUMBER:436679 1
 DISTRICT:05
 ROADWAY ID:77010000

PROJECT DESCRIPTION:SR 15/SR600 (US 17/92) FROM N OF LAKE MARY BLVD TO N OF AIRPORT BLVD
 COUNTY:SEMINOLE
 PROJECT LENGTH: 1.074MI

NON-SIS
 TYPE OF WORK:ADD RIGHT TURN LANE(S)
 LANES EXIST/IMPROVED/ADDED: 4/ 0/ 1

FUND CODE	LESS THAN 2019	2019	2020	2021	2022	2023	GREATER THAN 2023	ALL YEARS
PHASE: PRELIMINARY ENGINEERING / RESPONSIBLE AGENCY: MANAGED BY FDOT								
DIH	79,320	8,014	0	0	0	0	0	87,334
DS	1,441,843	0	0	0	0	0	0	1,441,843
PHASE: RIGHT OF WAY / RESPONSIBLE AGENCY: MANAGED BY FDOT								
DDR	37,733	462,267	800,000	559,000	0	0	0	1,859,000
DIH	3,576	36,424	20,000	0	0	0	0	60,000
DS	9,434	566	0	0	0	0	0	10,000
PHASE: CONSTRUCTION / RESPONSIBLE AGENCY: MANAGED BY FDOT								
DDR	0	0	158,296	0	0	0	0	158,296
DIH	0	0	351,233	0	0	0	0	351,233
SU	0	0	4,000,000	0	0	0	0	4,000,000
TOTAL 436679 1	1,571,906	507,271	5,329,529	559,000	0	0	0	7,967,706
TOTAL PROJECT:	1,571,906	507,271	5,329,529	559,000	0	0	0	7,967,706

ITEM NUMBER:438336 3
 DISTRICT:05
 ROADWAY ID:

PROJECT DESCRIPTION:NATURAL DISASTER SEMINOLE OFF STATE ON FED EMERGENCY SIGN REPAIR
 COUNTY:SEMINOLE
 PROJECT LENGTH: .000

NON-SIS
 TYPE OF WORK:EMERGENCY OPERATIONS
 LANES EXIST/IMPROVED/ADDED: 0/ 0/ 0

FUND CODE	LESS THAN 2019	2019	2020	2021	2022	2023	GREATER THAN 2023	ALL YEARS
PHASE: MISCELLANEOUS / RESPONSIBLE AGENCY: MANAGED BY FDOT								
D	0	0	101	0	0	0	0	101
TOTAL 438336 3	0	0	101	0	0	0	0	101
TOTAL PROJECT:	0	0	101	0	0	0	0	101

ITEM NUMBER:438336 4
 DISTRICT:05
 ROADWAY ID:

PROJECT DESCRIPTION:NATURAL DISASTER SEMINOLE OFF STATE OFF FED EMERGENCY SIGN REPAIR
 COUNTY:SEMINOLE
 PROJECT LENGTH: .000

NON-SIS
 TYPE OF WORK:EMERGENCY OPERATIONS
 LANES EXIST/IMPROVED/ADDED: 0/ 0/ 0

FUND CODE	LESS THAN 2019	RESPONSIBLE AGENCY: MANAGED BY FDOT				GREATER THAN 2023	ALL YEARS
	2019	2020	2021	2022	2023		
PHASE: MISCELLANEOUS / RESPONSIBLE AGENCY: MANAGED BY FDOT							
D	0	101	0	0	0	0	101
TOTAL 438336 4	0	101	0	0	0	0	101
TOTAL PROJECT:	0	101	0	0	0	0	101

=====

ITEM NUMBER: 438336 5
DISTRICT: 05
ROADWAY ID: PROJECT DESCRIPTION: NATURAL DISASTER SEMINOLE INTERSTATE EMERGENCY SIGN REPAIR
COUNTY: SEMINOLE
PROJECT LENGTH: .000
TYPE OF WORK: EMERGENCY OPERATIONS
LANES EXIST/IMPROVED/ADDED: 0/ 0/ 0

FUND CODE	PHASE: MISCELLANEOUS / RESPONSIBLE AGENCY: MANAGED BY FDOT				TYPE OF WORK: EMERGENCY OPERATIONS		ALL YEARS
	LESS THAN 2019	2019	2020	2021	2022	2023	
D	0	0	0	0	0	0	101
TOTAL 438336 5	0	0	0	0	0	0	101
TOTAL PROJECT:	0	0	0	0	0	0	101

ITEM NUMBER: 439361 1
DISTRICT: 05
ROADWAY ID: PROJECT DESCRIPTION: WEKIVA TOLL OPERATIONS
COUNTY: SEMINOLE
PROJECT LENGTH: .000
TYPE OF WORK: TOLL COLLECTION
LANES EXIST/IMPROVED/ADDED: 0/ 0/ 0

FUND CODE	PHASE: PRELIMINARY ENGINEERING / RESPONSIBLE AGENCY: MANAGED BY FDOT				TYPE OF WORK: TOLL COLLECTION		ALL YEARS
	LESS THAN 2019	2019	2020	2021	2022	2023	
TOW	0	0	0	0	0	0	1,000
TOBW	0	0	0	0	0	0	1,000
PHASE: OPERATIONS / RESPONSIBLE AGENCY: MANAGED BY FDOT	207,982	207,982	24,038	0	0	0	232,020
TOTAL 439361 1	207,982	207,982	25,038	0	0	0	233,020
TOTAL PROJECT:	207,982	207,982	25,038	0	0	0	233,020
TOTAL DIST: 05	1,276,953,040	313,297,391	597,443,231	73,902,189	66,510,665	80,540,041	3,278,603,878
TOTAL HIGHWAYS	1,276,953,040	313,297,391	597,443,231	73,902,189	66,510,665	80,540,041	3,278,603,878

TURNPIKE

ITEM NUMBER: 411406 1
DISTRICT: 05
ROADWAY ID: 75470000
PROJECT DESCRIPTION: WIDEN TPK FROM OSCEOLA CNTY LINE TO BEACHLINE, W/EXP LANES (4TO8 LNS)
COUNTY: ORANGE
PROJECT LENGTH: 5.771MI
TYPE OF WORK: ADD LANES & RECONSTRUCT
LANES EXIST/IMPROVED/ADDED: 4/ 4/ 4
SIS

FUND CODE	2019	2020	2021	2022	2023	GREATER THAN 2023	ALL YEARS
PHASE: PRELIMINARY ENGINEERING / RESPONSIBLE AGENCY: MANAGED BY FDOT	14,921,827	5,739	0	0	0	0	14,927,566
PKYI	14,921,827	5,739	0	0	0	0	14,927,566
PHASE: RIGHT OF WAY / RESPONSIBLE AGENCY: MANAGED BY FDOT	3,645	1,966	0	0	0	0	5,611
PKYI	3,645	1,966	0	0	0	0	5,611
PHASE: RAILROAD & UTILITIES / RESPONSIBLE AGENCY: MANAGED BY FDOT	682,246	0	0	0	0	0	682,246
PKLF	682,246	0	0	0	0	0	682,246
PKYI	1,188,606	0	0	0	0	0	1,188,606
PHASE: CONSTRUCTION / RESPONSIBLE AGENCY: MANAGED BY FDOT	2,567,634	0	0	0	0	0	2,567,634
DI	2,567,634	0	0	0	0	0	2,567,634
PKLF	3,365,412	0	0	0	0	0	3,365,412
PKYI	180,763,888	1,003,684	0	0	0	0	181,767,572
PHASE: ENVIRONMENTAL / RESPONSIBLE AGENCY: MANAGED BY FDOT	717,291	25,699	0	0	0	0	742,990
PKYI	717,291	25,699	0	0	0	0	742,990
PHASE: MISCELLANEOUS / RESPONSIBLE AGENCY: MANAGED BY FDOT	11,817	0	0	0	0	0	11,817
PKYI	11,817	0	0	0	0	0	11,817
TOTAL 411406 1	204,222,366	1,037,088	0	0	0	0	205,259,454
TOTAL PROJECT:	204,222,366	1,037,088	0	0	0	0	205,259,454

ITEM NUMBER: 422418 3
DISTRICT: 05
ROADWAY ID: 75470000
PROJECT DESCRIPTION: TURKEY LAKE SERVICE PLAZA MODIFICATION (MP 263)
COUNTY: ORANGE
PROJECT LENGTH: .567MI
TYPE OF WORK: REST AREA
LANES EXIST/IMPROVED/ADDED: 0/ 0/ 0
SIS

FUND CODE	2019	2020	2021	2022	2023	GREATER THAN 2023	ALL YEARS
PHASE: P D & E / RESPONSIBLE AGENCY: MANAGED BY FDOT	0	1,500	0	0	0	0	1,500
PKYI	0	1,500	0	0	0	0	1,500
PHASE: PRELIMINARY ENGINEERING / RESPONSIBLE AGENCY: MANAGED BY FDOT	44,790	592	0	0	0	0	45,382
PKYI	44,790	592	0	0	0	0	45,382
PKYI	60,271	0	0	0	0	0	60,271
PHASE: ENVIRONMENTAL / RESPONSIBLE AGENCY: MANAGED BY FDOT	773,195	0	0	0	0	0	773,195
PKYI	773,195	0	0	0	0	0	773,195
PHASE: DESIGN BUILD / RESPONSIBLE AGENCY: MANAGED BY FDOT	1,274,823	0	0	0	0	0	1,274,823
PKYI	1,274,823	0	0	0	0	0	1,274,823
PKYI	4,159,207	0	0	0	0	0	4,159,207
TOTAL 422418 3	6,312,286	2,092	0	0	0	0	6,314,378
TOTAL PROJECT:	6,312,286	2,092	0	0	0	0	6,314,378

ITEM NUMBER: 433915 5
DISTRICT: 05
ROADWAY ID: 75470000
PROJECT DESCRIPTION: LANDSCAPING FOR TPK INTERCHANGE AT MP 273 (SR50)
COUNTY: ORANGE
PROJECT LENGTH: .800MI
TYPE OF WORK: LANDSCAPING
LANES EXIST/IMPROVED/ADDED: 7/ 0/ 0
SIS

FUND CODE	2019	2020	2021	2022	2023	GREATER THAN 2023	ALL YEARS
PHASE: PRELIMINARY ENGINEERING / RESPONSIBLE AGENCY: MANAGED BY FDOT	243,613	0	0	0	0	0	243,613
PKYI	243,613	0	0	0	0	0	243,613

TURNPIKE
=====

PHASE: CONSTRUCTION / RESPONSIBLE AGENCY: MANAGED BY FDOT
 PKYI 26,782 150 0 0 0 0 26,932
 TOTAL 433915 5 270,395 0 0 0 0 270,545
 TOTAL PROJECT: 270,395 150 0 0 0 0 270,545

ITEM NUMBER: 437156 1 PROJECT DESCRIPTION: WIDEN BEACHLINE (SR528) (TPK TO MCCOY RD) (MP 4.3 - 8.421) (6TO8 LANES) *SIS*
 DISTRICT: 05 COUNTY: ORANGE TYPE OF WORK: ADD LANES & RECONSTRUCT
 ROADWAY ID: 75471000 PROJECT LENGTH: 4.12MI Lanes EXIST/IMPROVED/ADDED: 6/ 6/ 2

LESS THAN 2019	2019	2020	2021	2022	2023	GREATER THAN 2023	ALL YEARS
PHASE: PRELIMINARY ENGINEERING / RESPONSIBLE AGENCY: MANAGED BY FDOT							
PKYI 2,756,834 10 0 0 0 0 2,756,844							
PKYO 4,237 0 0 0 0 0 4,237							
PHASE: RAILROAD & UTILITIES / RESPONSIBLE AGENCY: MANAGED BY FDOT							
PKYI 1,289,870 0 0 0 0 0 1,289,870							
PHASE: CONSTRUCTION / RESPONSIBLE AGENCY: MANAGED BY FDOT							
PKYI 39,282,643 4,678 0 0 0 0 39,287,321							
PHASE: ENVIRONMENTAL / RESPONSIBLE AGENCY: MANAGED BY FDOT							
PKYI 0 1,000 0 0 0 0 1,000							
PHASE: MISCELLANEOUS / RESPONSIBLE AGENCY: MANAGED BY FDOT							
PKYI 14,717 0 0 0 0 0 14,717							
TOTAL 437156 1 43,348,301 5,688 0 0 43,353,989							

ITEM NUMBER: 437156 2 PROJECT DESCRIPTION: ORLANDO SOUTH INTERCHG- RESURFACE RAMPS & ADD LANE WITH NEW BRIDGE, MP254 *SIS*
 DISTRICT: 05 COUNTY: ORANGE TYPE OF WORK: INTERCHANGE - ADD LANES
 ROADWAY ID: 75470000 PROJECT LENGTH: 3.033MI Lanes EXIST/IMPROVED/ADDED: 4/ 0/ 0

LESS THAN 2019	2019	2020	2021	2022	2023	GREATER THAN 2023	ALL YEARS
PHASE: PRELIMINARY ENGINEERING / RESPONSIBLE AGENCY: MANAGED BY FDOT							
PKYI 208,189 2,071 0 0 0 0 210,260							
PHASE: RAILROAD & UTILITIES / RESPONSIBLE AGENCY: MANAGED BY FDOT							
PKYI 162,088 0 0 0 0 0 162,088							
PHASE: CONSTRUCTION / RESPONSIBLE AGENCY: MANAGED BY FDOT							
PKYI 12,584,812 5,667 0 0 0 0 12,590,479							
PKYO 1,464 0 0 0 0 0 1,464							
TOTAL 437156 2 12,956,553 7,738 0 0 12,964,291							
TOTAL PROJECT: 56,304,854 13,426 0 0 0 0 56,318,280							

ITEM NUMBER: 437183 1 PROJECT DESCRIPTION: BEACHLINE EAST SR 520 TOLL BYPASS *SIS*
 DISTRICT: 05 COUNTY: ORANGE TYPE OF WORK: GUARDRAIL
 ROADWAY ID: 75475001 PROJECT LENGTH: .541MI Lanes EXIST/IMPROVED/ADDED: 1/ 0/ 0

LESS THAN 2019	2019	2020	2021	2022	2023	GREATER THAN 2023	ALL YEARS
PHASE: PRELIMINARY ENGINEERING / RESPONSIBLE AGENCY: MANAGED BY FDOT							
PKYI 1,293 5,000 0 0 0 0 6,293							
TOTAL 437183 1 1,293 5,000 0 0 6,293							
TOTAL PROJECT: 1,293 5,000 0 0 0 0 6,293							

TURNPIKE

ITEM NUMBER:439457 5
DISTRICT:05
ROADWAY ID:75470000PROJECT DESCRIPTION:RESURFACE TPK MAINLINE IN ORANGE COUNTY, MP 265.3 - 269.4
COUNTY:ORANGE
PROJECT LENGTH: 4.293MI*SIS*
TYPE OF WORK:RESURFACING
LANES EXIST/IMPROVED/ADDED: 6/ 6/ 0

	2019	2020	2021	2022	2023	GREATER THAN 2023	ALL YEARS
LESS THAN 2019							
PHASE: PRELIMINARY ENGINEERING / RESPONSIBLE AGENCY: MANAGED BY FDOT							
PKVI	3,879	0	0	0	0	0	3,879
PKVI	0	1,500	1,584,000	0	0	0	1,585,500
PKVI	0	1,500	1,584,000	0	0	0	1,589,379
TOTAL 439457 5	3,879	1,500	1,584,000	0	0	0	

ITEM NUMBER:439457 7
DISTRICT:05
ROADWAY ID:75470160PROJECT DESCRIPTION:TRAFFIC OPERATIONS IMPROVEMENTS AT SR 91 NB OFF RAMP TO SR 429
COUNTY:ORANGE
PROJECT LENGTH: .641MI*SIS*
TYPE OF WORK:TRAFFIC OPS IMPROVEMENT
LANES EXIST/IMPROVED/ADDED: 2/ 0/ 0

	2019	2020	2021	2022	2023	GREATER THAN 2023	ALL YEARS
LESS THAN 2019							
PHASE: PRELIMINARY ENGINEERING / RESPONSIBLE AGENCY: MANAGED BY FDOT							
PKVI	2,161	1,500	1,363,750	0	0	0	1,367,411
PKVI	2,161	1,500	1,363,750	0	0	0	1,367,411
TOTAL 439457 7	2,161	1,500	1,363,750	0	0	0	2,956,790

ITEM NUMBER:439598 1
DISTRICT:05
ROADWAY ID:75470000PROJECT DESCRIPTION:TURNPIKE MAINLINE S/B LANE DROP AT CONSULATE DRIVE (EXIT 5)
COUNTY:ORANGE
PROJECT LENGTH: 1.200MI*SIS*
TYPE OF WORK:TRAFFIC OPS IMPROVEMENT
LANES EXIST/IMPROVED/ADDED: 4/ 1/ 0

	2019	2020	2021	2022	2023	GREATER THAN 2023	ALL YEARS
LESS THAN 2019							
PHASE: PRELIMINARY ENGINEERING / RESPONSIBLE AGENCY: MANAGED BY FDOT							
PKVI	17,964	0	0	0	0	0	17,964
PHASE: CONSTRUCTION / RESPONSIBLE AGENCY: MANAGED BY FDOT							
PKVI	46,337	10,950	0	0	0	0	57,287
TOTAL 439598 1	64,301	10,950	0	0	0	0	75,251

ITEM NUMBER:440314 2
DISTRICT:05
ROADWAY ID:75476000PROJECT DESCRIPTION:COLONIAL PARKWAY (SR 504) - WOODBURY ROAD TO SR 520
COUNTY:ORANGE
PROJECT LENGTH: 7.000MI*SIS*
TYPE OF WORK:NEW ROAD CONSTRUCTION
LANES EXIST/IMPROVED/ADDED: 0/ 0/ 4

	2019	2020	2021	2022	2023	GREATER THAN 2023	ALL YEARS
LESS THAN 2019							
PHASE: PRELIMINARY ENGINEERING / RESPONSIBLE AGENCY: MANAGED BY FDOT							
PKVI	0	1,500	0	0	0	0	1,500
TOTAL 440314 2	0	1,500	0	0	0	0	1,500

FLORIDA DEPARTMENT OF TRANSPORTATION
OFFICE OF WORK PROGRAM
MPO ROLLFORWARD REPORT

TURNPIKE

DATE RUN: 07/02/2018
TIME RUN: 08:32.40
MBRMPOTP

ITEM NUMBER: 440315 1		PROJECT DESCRIPTION: COLONIAL PARKWAY (SR 504) - SR 520 TO SR 528					*NON-SIS*	
DISTRICT: 05		COUNTY: ORANGE					TYPE OF WORK: NEW ROAD CONSTRUCTION	
ROADWAY ID:		PROJECT LENGTH: .000					LANES EXIST/IMPROVED/ADDED: 0/ 0/ 0	
		LESS THAN 2019	2019	2020	2021	2022	2023	ALL YEARS
PHASE: P D & E / RESPONSIBLE AGENCY: MANAGED BY FDOT								
FUND CODE	PKYI	410	4,590					
PHASE: PRELIMINARY ENGINEERING / RESPONSIBLE AGENCY: MANAGED BY FDOT								
FUND CODE	PKYI	17,488	5,000					
PHASE: RIGHT OF WAY / RESPONSIBLE AGENCY: MANAGED BY FDOT								
FUND CODE	PKYI	2,230	2,906					
TOTAL 440315 1		20,128	12,496					
TOTAL PROJECT:		20,128	12,496					

ITEM NUMBER: 442922 3		PROJECT DESCRIPTION: OVERSIGHT OF REPAIR WORK TO TURKEY LAKE SERVICE PLAZA (MP 263)					*NON-SIS*	
DISTRICT: 05		COUNTY: ORANGE					TYPE OF WORK: BEST AREA	
ROADWAY ID: 75470000		PROJECT LENGTH: .565MI					LANES EXIST/IMPROVED/ADDED: 8/ 0/ 0	
		LESS THAN 2019	2019	2020	2021	2022	2023	ALL YEARS
PHASE: PRELIMINARY ENGINEERING / RESPONSIBLE AGENCY: MANAGED BY FDOT								
FUND CODE	PKYI	0	2,000					
PHASE: CONSTRUCTION / RESPONSIBLE AGENCY: MANAGED BY FDOT								
FUND CODE	PKYI	0	2,000					
TOTAL 442922 3		0	4,000					
TOTAL PROJECT:		0	4,000					

ITEM NUMBER: 443568 1		PROJECT DESCRIPTION: UPGRADE SIGNS BEACHLINE EAST (SR 528) IN ORANGE COUNTY, MP 30.8-35.8					*NON-SIS*	
DISTRICT: 05		COUNTY: ORANGE					TYPE OF WORK: OVERHEAD SIGNING	
ROADWAY ID: 75475000		PROJECT LENGTH: 4.957MI					LANES EXIST/IMPROVED/ADDED: 4/ 0/ 0	
		LESS THAN 2019	2019	2020	2021	2022	2023	ALL YEARS
PHASE: PRELIMINARY ENGINEERING / RESPONSIBLE AGENCY: MANAGED BY FDOT								
FUND CODE	PKYI	0	1,500					
TOTAL 443568 1		0	1,500					
TOTAL PROJECT:		0	1,500					

TURNPIKE

ITEM NUMBER: 422418 4
DISTRICT: 05
ROADWAY ID: 92471000
PROJECT DESCRIPTION: CANOE CREEK SERVICE PLAZA MODIFICATION (MP 229)
COUNTY: OSCEOLA
PROJECT LENGTH: .561MI

SIS
TYPE OF WORK: REST AREA
LANES EXIST/IMPROVED/ADDED: 0/ 0/ 0

	LESS THAN 2019	2019	2020	2021	2022	2023	GREATER THAN 2023	ALL YEARS
PHASE: P D & E / RESPONSIBLE AGENCY: MANAGED BY FDOT PKVI 0			1,500	0	0	0	0	1,500
PHASE: PRELIMINARY ENGINEERING / RESPONSIBLE AGENCY: MANAGED BY FDOT PKVI 325,651			0	0	0	0	0	325,651
PHASE: ENVIRONMENTAL / RESPONSIBLE AGENCY: MANAGED BY FDOT PKVI 2,280,143			0	0	0	0	0	2,280,143
PHASE: DESIGN BUILD / RESPONSIBLE AGENCY: MANAGED BY FDOT PKBD 1,323,388			0	0	0	0	0	1,323,388
PKVI 4,534,703			0	0	0	0	0	4,534,703
TOTAL 422418 4			1,500	0	0	0	0	8,465,385
TOTAL PROJECT:			8,463,885	0	0	0	0	8,465,385

ITEM NUMBER: 428971 1
DISTRICT: 05
ROADWAY ID: 92472002
PROJECT DESCRIPTION: PAINT BRIDGES ON SOUTHERN CONNECTOR (920156, 920157, 920169)
COUNTY: OSCEOLA
PROJECT LENGTH: 1.400MI

SIS
TYPE OF WORK: BRIDGE - PAINTING
LANES EXIST/IMPROVED/ADDED: 2/ 0/ 0

	LESS THAN 2019	2019	2020	2021	2022	2023	GREATER THAN 2023	ALL YEARS
PHASE: PRELIMINARY ENGINEERING / RESPONSIBLE AGENCY: MANAGED BY FDOT PKVI 25,732			0	0	0	0	0	25,732
PKVR 197,087			42,319	0	0	0	0	239,406
PHASE: CONSTRUCTION / RESPONSIBLE AGENCY: MANAGED BY FDOT PKVI 16,025			0	91,755	0	0	0	107,780
PKVR 508			815	3,369,766	0	0	0	3,371,089
TOTAL 428971 1			43,134	3,461,521	0	0	0	3,744,007
TOTAL PROJECT:			43,134	3,461,521	0	0	0	3,744,007

ITEM NUMBER: 432826 4
DISTRICT: 05
ROADWAY ID: 92471000
PROJECT DESCRIPTION: RESURFACE TPK MAINLINE FROM MP 216.951 TO MP 220.076 (OSCEOLA COUNTY)
COUNTY: OSCEOLA
PROJECT LENGTH: 3.125MI

SIS
TYPE OF WORK: RESURFACING
LANES EXIST/IMPROVED/ADDED: 4/ 4/ 0

	LESS THAN 2019	2019	2020	2021	2022	2023	GREATER THAN 2023	ALL YEARS
PHASE: PRELIMINARY ENGINEERING / RESPONSIBLE AGENCY: MANAGED BY FDOT PKVI 6,857			0	0	0	0	0	6,857
PKVR 169			1,331	0	0	0	0	1,500
PHASE: CONSTRUCTION / RESPONSIBLE AGENCY: MANAGED BY FDOT PKVR 5,774,225			0	0	0	0	0	5,774,225
TOTAL 432826 4			1,331	0	0	0	0	5,782,582

FLORIDA DEPARTMENT OF TRANSPORTATION
OFFICE OF WORK PROGRAM
MPO ROLLFORWARD REPORT
=====

DATE RUN: 07/02/2018
TIME RUN: 08.32.40
MBRMPOTP

TURNPIKE
=====

ITEM NUMBER:432826 5
DISTRICT:05
ROADWAY ID:92471000

PROJECT DESCRIPTION:ROADSIDE IMPROVEMENTS OF TPK MAINLINE FROM MP 216.951 TO 220.076
COUNTY:OSCEOLA
PROJECT LENGTH: 3.125MI

TYPE OF WORK:GUARDRAIL
LANES EXIST/IMPROVED/ADDED: 4/ 0/ 0

SIS

	LESS THAN 2019	2019	2020	2021	2022	2023	GREATER THAN 2023	ALL YEARS
PHASE: PRELIMINARY ENGINEERING / RESPONSIBLE AGENCY: MANAGED BY FDOT								
PKVI		168	1,332	0	0	0	0	1,500
PHASE: CONSTRUCTION / RESPONSIBLE AGENCY: MANAGED BY FDOT								
PKVI		223,355	0	0	0	0	0	223,355
TOTAL 432826 5		223,523	1,332	0	0	0	0	224,855
TOTAL PROJECT:		6,004,774	2,663	0	0	0	0	6,007,437

ITEM NUMBER:432827 1
DISTRICT:05
ROADWAY ID:92471000

PROJECT DESCRIPTION:RESURFACE TPK MAINLINE FROM MP 238.76 TO 248.50 (OSCEOLA COUNTY)
COUNTY:OSCEOLA
PROJECT LENGTH: 9.730MI

TYPE OF WORK:RESURFACING
LANES EXIST/IMPROVED/ADDED: 4/ 4/ 0

SIS

	LESS THAN 2019	2019	2020	2021	2022	2023	GREATER THAN 2023	ALL YEARS
PHASE: PRELIMINARY ENGINEERING / RESPONSIBLE AGENCY: MANAGED BY FDOT								
PKVI		188,374	0	0	0	0	0	188,374
PKVR		1,557,526	35	0	0	0	0	1,557,561
PHASE: CONSTRUCTION / RESPONSIBLE AGENCY: MANAGED BY FDOT								
PKVI		315,111	0	0	0	0	0	315,111
PKVR		12,507,788	2,475	0	0	0	0	12,510,263
PHASE: MISCELLANEOUS / RESPONSIBLE AGENCY: MANAGED BY FDOT								
PKER		16,190	0	0	0	0	0	16,190
TOTAL 432827 1		14,584,989	2,510	0	0	0	0	14,587,499

ITEM NUMBER:432827 3
DISTRICT:05
ROADWAY ID:92471000

PROJECT DESCRIPTION:ROADSIDE IMPROVEMENT ALONG TPK MAINLINE FROM MP 238.76 TO 248.50
COUNTY:OSCEOLA
PROJECT LENGTH: 9.730MI

TYPE OF WORK:GUARDRAIL
LANES EXIST/IMPROVED/ADDED: 4/ 0/ 0

SIS

	LESS THAN 2019	2019	2020	2021	2022	2023	GREATER THAN 2023	ALL YEARS
PHASE: PRELIMINARY ENGINEERING / RESPONSIBLE AGENCY: MANAGED BY FDOT								
PKVI		163,822	1,057	0	0	0	0	164,879
PHASE: CONSTRUCTION / RESPONSIBLE AGENCY: MANAGED BY FDOT								
PKVI		1,167,318	1,058	0	0	0	0	1,168,376
TOTAL 432827 3		1,331,140	2,115	0	0	0	0	1,333,255
TOTAL PROJECT:		15,916,129	4,625	0	0	0	0	15,920,754

ITEM NUMBER:433915 2
DISTRICT:05
ROADWAY ID:92471000

PROJECT DESCRIPTION:LANDSCAPING FOR TPK INTERCHANGE AT MP 244 KISSIMMEE-ST. CLOUD NORTH
COUNTY:OSCEOLA
PROJECT LENGTH: .300MI

TYPE OF WORK:LANDSCAPING
LANES EXIST/IMPROVED/ADDED: 4/ 0/ 0

SIS

	LESS THAN 2019	2019	2020	2021	2022	2023	GREATER THAN 2023	ALL YEARS
PHASE: PRELIMINARY ENGINEERING / RESPONSIBLE AGENCY: MANAGED BY FDOT								
PKVI		107,123	0	0	0	0	0	107,123

FLORIDA DEPARTMENT OF TRANSPORTATION
OFFICE OF WORK PROGRAM
MPO ROLLFORWARD REPORT

DATE RUN: 07/02/2018
TIME RUN: 08:32.40
MBRMPOTE

TURNPIKE

PHASE: CONSTRUCTION / RESPONSIBLE AGENCY: MANAGED BY PDOT					
	PKYI				
	622,185	0	0	0	623,594
TOTAL 433915 2	729,308	0	0	0	730,717
TOTAL PROJECT:	729,308	0	0	0	730,717

ITEM NUMBER: 435169 3	PROJECT DESCRIPTION: ROADSIDE IMPROVEMENTS FOR TPK MAINLINE FROM MP 207.00 TO 216.951					*SIS*
DISTRICT: 05	COUNTY: OSCEOLA					TYPE OF WORK: GUARDRAIL
ROADWAY ID: 92471000	PROJECT LENGTH: 17.972MI					LANES EXIST/IMPROVED/ADDED: 4/ 0/ 0
	LESS THAN 2019	2019	2020	2021	2022	2023
FUND CODE						
						GREATER THAN 2023
						ALL YEARS
PHASE: PRELIMINARY ENGINEERING / RESPONSIBLE AGENCY: MANAGED BY FDOT						
PKYI	234,148	0	0	0	0	234,148
PHASE: CONSTRUCTION / RESPONSIBLE AGENCY: MANAGED BY FDOT						
PKYI	3,419,831	0	0	0	0	3,419,942
TOTAL 435169 3	3,653,979	0	0	0	0	3,684,090
TOTAL PROJECT:	3,653,979	0	0	0	0	3,684,090

ITEM NUMBER:435623 1	PROJECT DESCRIPTION:INSTALL NEW ROADSIDE WEATHER INFORMATION SYSTEM (RWIS) (MP208-242)						TYPE OF WORK:OTHER ITS LANES EXIST/IMPROVED/ADDED: 0/ 0/ 0		*NON-SIS*
DISTRICT:05	COUNTY:OSCEOLA								
ROADWAY ID:	PROJECT LENGTH: .000								
	LESS THAN 2019	2019	2020	2021	2022	2023	GREATER THAN 2023	ALL YEARS	
FUND CODE									
PHASE: CONSTRUCTION / RESPONSIBLE AGENCY: MANAGED BY PDOT									
		877,020	66,614	0	0	0	0	0	943,634
TOTAL 435623 1		877,020	66,614	0	0	0	0	0	943,634
TOTAL PROJECT:		877,020	66,614	0	0	0	0	0	943,634

ITEM NUMBER:436194 1		PROJECT DESCRIPTION:WIDEN TPK, US192/441 TO OSCEOLA PKWY (MP242-248 .93)				4T08LNS + EXP LNS		*SIS*	
DISTRICT:05		COUNTY:OSCEOLA				TYPE OF WORK:ADD LANES & RECONSTRUCT		LANES EXIST/IMPROVED/ADDED: 4/ 4/ 4	
ROADWAY ID:92471000		PROJECT LENGTH: 6.930MI							
FUND	LESS THAN 2019	2019	2020	2021	2022	2023	GREATER THAN 2023	ALL YEARS	
CODE									
<hr/>									
PHASE: PRELIMINARY ENGINEERING / RESPONSIBLE AGENCY: MANAGED BY FDOT									
PKYI	13,397,879		12,586	0	0	0	0	13,410,465	
<hr/>									
PHASE: RIGHT OF WAY / RESPONSIBLE AGENCY: MANAGED BY FDOT									
PKYI	4,000		1,437,400	1,222,500	0	0	0	2,663,900	
<hr/>									
PHASE: RAILROAD & UTILITIES / RESPONSIBLE AGENCY: MANAGED BY FDOT									
PKYI	0		150,000	0	10,000,000	0	0	10,150,000	
<hr/>									
PHASE: CONSTRUCTION / RESPONSIBLE AGENCY: MANAGED BY FDOT									
PKYI	16,060		0	0	262,604,277	6,900,000	0	269,520,337	
<hr/>									
PHASE: ENVIRONMENTAL / RESPONSIBLE AGENCY: MANAGED BY FDOT									
PKYI	0		150,000	0	0	0	0	150,000	
<hr/>									
TOTAL 436194 1									
	13,417,939		1,749,986	1,222,500	272,604,277	6,900,000	0	295,894,702	
<hr/>									
TOTAL PROJECT:									
	13,417,939		1,749,986	1,222,500	272,604,277	6,900,000	0	295,894,702	

FLORIDA DEPARTMENT OF TRANSPORTATION
OFFICE OF WORK PROGRAM
MPO ROLLFORWARD REPORT
=====

DATE RUN: 07/02/2018
TIME RUN: 08.32.40
MEMRPTP

TURNPIKE
=====

ITEM NUMBER: 441224 3		PROJECT DESCRIPTION: WIDEN TPK - KISSIMMEE PARK RD TO US 192 (MP 238.5-242.5) (4T08)				TYPE OF WORK: ADD LANES & RECONSTRUCT		*SIS*					
DISTRICT: 05		COUNTY: OSCEOLA				LANES EXIST/IMPROVED/ADDED: 4/ 0/ 4							
ROADWAY ID: 92471000		PROJECT LENGTH: 4.000MI											
FUND CODE	LESS THAN 2019	2019		2020		2021		2022		2023		GREATER THAN 2023	ALL YEARS
PHASE: PRELIMINARY ENGINEERING / RESPONSIBLE AGENCY: MANAGED BY FDOT													
TOTAL 441224 3		0		1,500		0		0		0		1,500	
TOTAL PROJECT:		0		1,500		0		0		0		1,500	

ITEM NUMBER: 441719 2		PROJECT DESCRIPTION: SAFETY IMPROVEMENTS FOR TPK MAINLINE IN OSCEOLA CNTY (MP 198.5-207.0)				TYPE OF WORK: SAFETY PROJECT		*SIS*					
DISTRICT: 05		COUNTY: OSCEOLA				LANES EXIST/IMPROVED/ADDED: 4/ 0/ 0							
ROADWAY ID: 92470000		PROJECT LENGTH: 8.500MI											
FUND CODE	LESS THAN 2019	2019		2020		2021		2022		2023		GREATER THAN 2023	ALL YEARS
PHASE: P D & E / RESPONSIBLE AGENCY: MANAGED BY FDOT													
PKYI		207		1,500		0		0		0		0	1,707
PKYR		0		0		500,000		0		0		0	500,000
PHASE: CONSTRUCTION / RESPONSIBLE AGENCY: MANAGED BY FDOT													
PKYR	0		0		0		0		1,587,095		0	1,587,095	
TOTAL 441719 2		207		1,500		500,000		0		0		0	2,088,802
TOTAL PROJECT:		207		1,500		500,000		0		0		0	2,088,802

ITEM NUMBER:442922 4		PROJECT DESCRIPTION:OVERSIGHT OF REPAIR WORK TO CANOE CREEK SERVICE PLAZA (MP 229)					*NON-SIS*		
DISTRICT:05		COUNTY:OSCEOLA					TYPE OF WORK:REST AREA		
ROADWAY ID:92471000		PROJECT LENGTH: .590MI					LANES EXIST/IMPROVED/ADDED: 4/ 0/ 0		
FUND CODE	LESS THAN 2019	2019		2020	2021	2022	2023	GREATER THAN 2023	ALL YEARS
PHASE: PRELIMINARY ENGINEERING / RESPONSIBLE AGENCY: MANAGED BY FDOT									
PKYI		0		2,000		0	0	0	2,000
PHASE: CONSTRUCTION / RESPONSIBLE AGENCY: MANAGED BY FDOT									
PKYI		161		2,000		0	0	0	2,161
TOTAL 442922 4		161		4,000		0	0	0	4,161
TOTAL PROJECT:		161		4,000		0	0	0	4,161

FLORIDA DEPARTMENT OF TRANSPORTATION
OFFICE OF WORK PROGRAM
MPO ROLLFORWARD REPORT
=====

TURNPIKE
=====

DATE RUN: 07/02/2018
TIME RUN: 08:32:40
MBSRMPOTP

ITEM NUMBER: 243102 1
DISTRICT: 05
EX DESC: SR 417 PROJ 77310-0000-250 S/O 5157501

PROJECT DESCRIPTION: SEMINOLE COUNTY EXPR 2.123 MI. S. SANFORD 0.240 MI. N. SANFORD
COUNTY: SEMINOLE

ITEM NUMBER: 243102 1
DISTRICT: 05
EX DESC: SR 417 PROJ 77310-0000-250 S/O 5157501

ROADWAY ID: 77007777

PROJECT LENGTH: 2.363MI

LANES EXIST/IMPROVED/ADDED: 0/ 0/ 4

FUND CODE	LESS THAN 2019	2019	2020	2021	2022	2023	GREATER THAN 2023	ALL YEARS
PHASE: RIGHT OF WAY / RESPONSIBLE AGENCY: MANAGED BY FDOT								
		17,027	977,613	0	0	0	0	994,640
TOTAL 243102 1		17,027	977,613	0	0	0	0	994,640
TOTAL PROJECT:		17,027	977,613	0	0	0	0	994,640

ITEM NUMBER: 417545 1
DISTRICT: 05
ROADWAY ID: 77470000

PROJECT DESCRIPTION: WIDEN SEMINOLE XWAY FROM ALOMA AVE TO SR 434 (MP 38 - 44) (4TO8 LANES)
COUNTY: SEMINOLE

ITEM NUMBER: 417545 1
DISTRICT: 05
ROADWAY ID: 77470000

PROJECT LENGTH: 6.400MI

LANES EXIST/IMPROVED/ADDED: 4/ 4/ 4

FUND CODE	LESS THAN 2019	2019	2020	2021	2022	2023	GREATER THAN 2023	ALL YEARS
<hr/>								
PHASE: P D & E / RESPONSIBLE AGENCY: MANAGED BY FDOT PKYI		1,278,666	0	0	0	0	0	1,278,666
<hr/>								
PHASE: PRELIMINARY ENGINEERING / RESPONSIBLE AGENCY: MANAGED BY FDOT PKYI		9,551,929	3,978	0	0	0	0	9,555,907
<hr/>								
PHASE: RIGHT OF WAY / RESPONSIBLE AGENCY: MANAGED BY FDOT PKYI		20,772	0	0	0	0	0	20,772
<hr/>								
PHASE: RAILROAD & UTILITIES / RESPONSIBLE AGENCY: MANAGED BY FDOT PKBD		0	0	0	0	0	251,000	251,000
<hr/>								
PHASE: ENVIRONMENTAL / RESPONSIBLE AGENCY: MANAGED BY FDOT PKYI		8,700	0	0	0	0	0	8,700
<hr/>								
PHASE: DESIGN BUILD / RESPONSIBLE AGENCY: MANAGED BY FDOT PKBD		0	0	0	0	0	168,847,918	168,847,918
PKYI		882,307	0	0	0	0	0	882,307
TOTAL 417545 1		11,742,374	3,978	0	0	0	169,098,918	180,845,270
TOTAL PROJECT:		11,742,374	3,978	0	0	0	169,098,918	180,845,270

ITEM NUMBER: 419753 1
DISTRICT: 05
ROADWAY ID: 77470000

PROJECT DESCRIPTION: DISASTER RECOVERY FOR HURRICANE IRMA IN SEMINOLE COUNTY
COUNTY: SEMINOLE

ITEM NUMBER: 419753 1
DISTRICT: 05
ROADWAY ID: 77470000

PROJECT LENGTH: 17.445MI

LANES EXIST/IMPROVED/ADDED: 3/ 0/ 0

FUND CODE	LESS THAN 2019	2019	2020	2021	2022	2023	GREATER THAN 2023	ALL YEARS
PHASE: MISCELLANEOUS / RESPONSIBLE AGENCY: MANAGED BY FDOT								
ACER		74,400		0	0		0	201,650
FEMA		100,000		0	0		0	100,000
PKER		43,464		0	0		0	142,078
PKM1		26,710		0	0		0	26,710
TOTAL 419753 1		244,574		0	0		0	470,438
TOTAL PROJECT:		244,574		0	0		0	470,438

FLORIDA DEPARTMENT OF TRANSPORTATION
OFFICE OF WORK PROGRAM
MPO ROLLFORWARD REPORT
=====

DATE RUN: 07/02/2018
TIME RUN: 08:32:40
MBRMPOTP

TURNPIKE
=====

ITEM NUMBER: 427690 2
DISTRICT: 05
ROADWAY ID:

PROJECT DESCRIPTION: THERMOPLASTIC FOR ALOMA AVE INTERCHANGE MODIFICATION MP 38 SR417
COUNTY: SEMINOLE
PROJECT LENGTH: .000

SIS
TYPE OF WORK: SIGNING/PAVEMENT MARKINGS
LANES EXIST/IMPROVED/ADDED: 0/0/0

FUND CODE	LESS THAN 2019	2019	2020	2021	2022	2023	GREATER THAN 2023	ALL YEARS
PHASE: CONSTRUCTION / RESPONSIBLE AGENCY: MANAGED BY FDOT								
PKYI	13,912	5,335	5,335	0	0	0	0	19,247
TOTAL 427690 2	13,912	5,335	5,335	0	0	0	0	19,247
TOTAL PROJECT:	13,912	5,335	5,335	0	0	0	0	19,247

ITEM NUMBER: 429335 3
DISTRICT: 05
ROADWAY ID: 77470000

PROJECT DESCRIPTION: WIDEN SEMINOLE XWAY - ORANGE/SEMINOLE CNTY LINE TO ALOMA AVE
COUNTY: SEMINOLE
PROJECT LENGTH: .689MI

SIS
TYPE OF WORK: ADD LANES & RECONSTRUCT
LANES EXIST/IMPROVED/ADDED: 4/4/2

FUND CODE	LESS THAN 2019	2019	2020	2021	2022	2023	GREATER THAN 2023	ALL YEARS
PHASE: PRELIMINARY ENGINEERING / RESPONSIBLE AGENCY: MANAGED BY FDOT								
PKYI	1,681	1,500	0	0	0	0	0	3,181
PHASE: CONSTRUCTION / RESPONSIBLE AGENCY: RESPONSIBLE AGENCY NOT AVAILABLE								
PKYI	0	8,943,172	0	0	0	0	0	8,943,172
TOTAL 429335 3	1,681	8,944,672	0	0	0	0	0	8,946,353
TOTAL PROJECT:	1,681	8,944,672	0	0	0	0	0	8,946,353

ITEM NUMBER: 433936 3
DISTRICT: 05
ROADWAY ID: 77470000

PROJECT DESCRIPTION: LANDSCAPING SEMINOLE XWAY (SR417) NORTHERN GATEWAY AT I-4 (MP 55)
COUNTY: SEMINOLE
PROJECT LENGTH: 1.945MI

SIS
TYPE OF WORK: LANDSCAPING
LANES EXIST/IMPROVED/ADDED: 4/0/0

FUND CODE	LESS THAN 2019	2019	2020	2021	2022	2023	GREATER THAN 2023	ALL YEARS
PHASE: PRELIMINARY ENGINEERING / RESPONSIBLE AGENCY: MANAGED BY FDOT								
PKYI	81,146	0	0	0	0	0	0	81,146
PHASE: CONSTRUCTION / RESPONSIBLE AGENCY: MANAGED BY FDOT								
PKYI	862,501	332	332	0	0	0	0	862,833
TOTAL 433936 3	943,647	332	332	0	0	0	0	943,979
TOTAL PROJECT:	943,647	332	332	0	0	0	0	943,979

ITEM NUMBER: 437953 1
DISTRICT: 05
ROADWAY ID: 77470000

PROJECT DESCRIPTION: WIDEN SEMINOLE XWAY N OF CR427 TO N OF RINEHART RD (49.4-55.1) 4-8 W EXP
COUNTY: SEMINOLE
PROJECT LENGTH: 5.645MI

SIS
TYPE OF WORK: ADD LANES & RECONSTRUCT
LANES EXIST/IMPROVED/ADDED: 3/3/2

FUND CODE	LESS THAN 2019	2019	2020	2021	2022	2023	GREATER THAN 2023	ALL YEARS
PHASE: PRELIMINARY ENGINEERING / RESPONSIBLE AGENCY: MANAGED BY FDOT								
PKYI	8,185	906	0	0	0	0	11,072,172	11,081,263

=====

TURNPIKE

=====

PHASE: CONSTRUCTION / RESPONSIBLE AGENCY: MANAGED BY PDOT

TOTAL 437953 1	0	0	0	0	0	165,669,455	165,669,455
TOTAL PROJECT:	8,185	0	0	0	0	176,741,627	176,750,718
TOTAL DIST: 05	329,475,817	0	0	0	0	176,741,627	176,750,718
TOTAL TURNPIKE	329,475,817	8,131,771	0	276,191,372	6,900,000	345,840,545	979,696,449
		8,131,771	0	276,191,372	6,900,000	345,840,545	979,696,449

F.C.O.

PROJECT DESCRIPTION: TURNPIKE DISTRICT HEADQUARTERS OFFICE RENOVATIONS									
COUNTY: ORANGE									
PROJECT LENGTH: .000									
ITEM NUMBER: 417538 6	FUND CODE	2019	2020	2021	2022	2023	GREATER THAN 2023	TYPE OF WORK: FIXED CAPITAL OUTLAY LANES EXIST/IMPROVED/ADDED: 0/ 0/ 0	
DISTRICT: 05	LESS THAN 2019								
ROADWAY ID:									
PHASE: CONSTRUCTION / RESPONSIBLE AGENCY: MANAGED BY PDOT									
	PKYI	379,495	746						
		746							
TOTAL 417538 6		379,495	0	0	0	0	0	0	380,241
									380,241
ITEM NUMBER: 417538 9	FUND CODE	2019	2020	2021	2022	2023	GREATER THAN 2023	TYPE OF WORK: FIXED CAPITAL OUTLAY LANES EXIST/IMPROVED/ADDED: 0/ 0/ 0	
DISTRICT: 05	LESS THAN 2019								
ROADWAY ID:									
PHASE: CONSTRUCTION / RESPONSIBLE AGENCY: MANAGED BY PDOT									
	PKYI	395,796	1,269						
		1,269							
TOTAL 417538 9		395,796	0	0	0	0	0	0	397,065
									397,065
TOTAL PROJECT:		775,291	0	0	0	0	0	0	777,306
PROJECT DESCRIPTION: TURNPIKE ENTERPRISE HEADQUARTERS OFFICE IMPROVEMENTS									
COUNTY: ORANGE									
PROJECT LENGTH: .000									
ITEM NUMBER: 438598 2	FUND CODE	2019	2020	2021	2022	2023	GREATER THAN 2023	TYPE OF WORK: FIXED CAPITAL OUTLAY LANES EXIST/IMPROVED/ADDED: 0/ 0/ 0	
DISTRICT: 05	LESS THAN 2019								
ROADWAY ID:									
PHASE: CONSTRUCTION / RESPONSIBLE AGENCY: MANAGED BY PDOT									
	PKYI	363,812	69,196						
		69,196							
TOTAL 438598 2		363,812	0	0	0	0	0	0	433,008
									433,008
TOTAL PROJECT:		1,139,103	0	0	0	0	0	0	1,210,314
TOTAL DIST: 05		1,139,103	0	0	0	0	0	0	1,210,314
TOTAL F.C.O.		1,139,103	0	0	0	0	0	0	1,210,314

FLORIDA DEPARTMENT OF TRANSPORTATION
OFFICE OF WORK PROGRAM
MPO ROLLFORWARD REPORT
=====

DATE RUN: 07/02/2018
TIME RUN: 08.32.40
MEMPOTP

MAINTENANCE
=====

PROJECT DESCRIPTION: E-W EXPY SR408 IN-HOUSE SR50 TO SR50 COUNTY: ORANGE PROJECT LENGTH: .000									
ITEM NUMBER: 418232 2	LESS THAN 2019	2019	2020	2021	2022	2023	GREATER THAN 2023	*NON-SIS* TYPE OF WORK: ROUTINE MAINTENANCE LANES EXIST/IMPROVED/ADDED: 0/ 0/ 0	
DISTRICT: 05									
ROADWAY ID:									
PHASE: BRDG/RDWAY/CONTRACT MAINT / RESPONSIBLE AGENCY: MANAGED BY FDOT									
	33	33	2,147	2,147	2,408	2,408	0		
TOTAL 418232 2	33	33	2,147	2,147	2,408	2,408	0		
ITEM NUMBER: 418232 3	LESS THAN 2019	2019	2020	2021	2022	2023	GREATER THAN 2023	*NON-SIS* TYPE OF WORK: ROUTINE MAINTENANCE LANES EXIST/IMPROVED/ADDED: 0/ 0/ 0	
DISTRICT: 05									
ROADWAY ID:									
PROJECT DESCRIPTION: AIRPORT EXPRESSWAY SR 528 IN-HOUSE COUNTY: ORANGE PROJECT LENGTH: .000									
ITEM NUMBER: 418232 3									
DISTRICT: 05									
ROADWAY ID:									
PHASE: BRDG/RDWAY/CONTRACT MAINT / RESPONSIBLE AGENCY: MANAGED BY FDOT									
	0	0	429	429	482	482	0		
TOTAL 418232 3	0	0	429	429	482	482	0		
ITEM NUMBER: 418232 4	LESS THAN 2019	2019	2020	2021	2022	2023	GREATER THAN 2023	*NON-SIS* TYPE OF WORK: ROUTINE MAINTENANCE LANES EXIST/IMPROVED/ADDED: 0/ 0/ 0	
DISTRICT: 05									
ROADWAY ID:									
PROJECT DESCRIPTION: EASTERN BELTWAY FROM SR536 E&N TO SEM CO. IN-HOUSE COUNTY: ORANGE PROJECT LENGTH: .000									
ITEM NUMBER: 418232 4									
DISTRICT: 05									
ROADWAY ID:									
PHASE: BRDG/RDWAY/CONTRACT MAINT / RESPONSIBLE AGENCY: MANAGED BY FDOT									
	336	336	2,148	2,148	2,408	2,408	0		
TOTAL 418232 4	336	336	2,148	2,148	2,408	2,408	0		
ITEM NUMBER: 418232 5	LESS THAN 2019	2019	2020	2021	2022	2023	GREATER THAN 2023	*NON-SIS* TYPE OF WORK: ROUTINE MAINTENANCE LANES EXIST/IMPROVED/ADDED: 0/ 0/ 0	
DISTRICT: 05									
ROADWAY ID:									
PROJECT DESCRIPTION: E-W EXTENTIONS SR 408 IN-HOUSE COUNTY: ORANGE PROJECT LENGTH: .000									
ITEM NUMBER: 418232 5									
DISTRICT: 05									
ROADWAY ID:									
PHASE: BRDG/RDWAY/CONTRACT MAINT / RESPONSIBLE AGENCY: MANAGED BY FDOT									
	0	0	2,148	2,148	2,408	2,408	0		
TOTAL 418232 5	0	0	2,148	2,148	2,408	2,408	0		
TOTAL PROJECT:	369	369	6,872	6,872	7,706	7,706	0		
TOTAL DIST: 05	369	369	6,872	6,872	7,706	7,706	0		
TOTAL MAINTENANCE	369	369	6,872	6,872	7,706	7,706	0		

METROPLAN ORLANDO

FLORIDA DEPARTMENT OF TRANSPORTATION
OFFICE OF WORK PROGRAM
MPO ROLLFORWARD REPORT
=====

DATE RUN: 07/02/2018
TIME RUN: 08.32.40
MERMPOTP

AVIATION
=====

ITEM NUMBER: 438485 1

DISTRICT: 05

ROADWAY ID:

PROJECT DESCRIPTION: ORANGE-ORLANDO EXEC TAXIWAY REHABILITATION

COUNTY: ORANGE

PROJECT LENGTH: .000

NON-SIS
TYPE OF WORK: AVIATION PRESERVATION PROJECT
LANES EXIST/IMPROVED/ADDED: 0/ 0/ 0

FUND CODE	LESS THAN 2019	2019	2020	2021	2022	2023	GREATER THAN 2023	ALL YEARS
PHASE: CAPITAL / RESPONSIBLE AGENCY: RESPONSIBLE AGENCY NOT AVAILABLE								
DPTO	0	0	93,443	0	0	0	0	93,443
FAA	0	0	7,441,973	0	0	0	0	7,441,973
LF	0	0	413,443	0	0	0	0	413,443
TOTAL 438485 1	0	0	7,948,859	0	0	0	0	7,948,859
TOTAL PROJECT:	0	0	7,948,859	0	0	0	0	7,948,859

ITEM NUMBER: 438487 1

DISTRICT: 05

ROADWAY ID:

PROJECT DESCRIPTION: ORANGE-ORLANDO INTL FAA AIRFIELD IMPROVEMENTS

COUNTY: ORANGE

PROJECT LENGTH: .000

SIS
TYPE OF WORK: AVIATION CAPACITY PROJECT
LANES EXIST/IMPROVED/ADDED: 0/ 0/ 0

FUND CODE	LESS THAN 2019	2019	2020	2021	2022	2023	GREATER THAN 2023	ALL YEARS
PHASE: CAPITAL / RESPONSIBLE AGENCY: RESPONSIBLE AGENCY NOT AVAILABLE								
DDR	0	2,624,922	4,000,000	3,000,000	3,000,000	3,000,000	0	15,624,922
LF	0	2,624,922	4,000,000	3,000,000	3,000,000	3,000,000	0	15,624,922
TOTAL 438487 1	0	5,249,844	8,000,000	6,000,000	6,000,000	6,000,000	0	31,249,844
TOTAL PROJECT:	0	5,249,844	8,000,000	6,000,000	6,000,000	6,000,000	0	31,249,844
TOTAL DIST: 05	0	13,198,703	8,000,000	6,000,000	6,000,000	6,000,000	0	39,198,703
TOTAL AVIATION	0	13,198,703	8,000,000	6,000,000	6,000,000	6,000,000	0	39,198,703

RAIL
=====

ITEM NUMBER: 429215 2		PROJECT DESCRIPTION: SUNRAIL EXT TO ORLANDO INTERNATIONAL AIRPORT				(OIA) STUDY		TYPE OF WORK: RAIL REVENUE/OPERATIONAL IMPR		*NON-SIS*	
DISTRICT: 05		COUNTY: ORANGE						LANES EXIST/IMPROVED/ADDED: 0/ 0/ 0			
ROADWAY ID:		PROJECT LENGTH: .000									
FUND CODE	LESS THAN 2019	2019		2020		2021		2022		2023	
		GREATER THAN 2023		ALL YEARS							
PHASE: P D & E / RESPONSIBLE AGENCY: MANAGED BY FDOT											
DIH		35,098		7,370		0		0		0	
TOTAL 429215 2		35,098		7,370		0		0		0	
TOTAL PROJECT:		35,098		7,370		0		0		0	
										42,468	
										42,468	
										42,468	

RAIL
=====

ITEM NUMBER: 437290 1		PROJECT DESCRIPTION: POINCIANA BLVD RR KING #626405-J AT OLD TAMPA HIGHWAY					*SIS*	
DISTRICT: 05		COUNTY: OSCEOLA					TYPE OF WORK: RAIL SAFETY PROJECT	
ROADWAY ID:		PROJECT LENGTH: .000					LANES EXIST/IMPROVED/ADDED: 0 / 0 / 0	
FUND CODE	LESS THAN 2019	2019	2020	2021	2022	2023	GREATER THAN 2023	ALL YEARS
PHASE: CONSTRUCTION / RESPONSIBLE AGENCY: MANAGED BY FDOT								
DH	0			0		0		77,579
DS	488,730		0	0	0	0	0	488,730
TOTAL 437290 1			77,579	0	0	0	0	566,309
TOTAL PROJECT:			77,579	0	0	0	0	566,309

RAIL
=====

ITEM NUMBER: 427899 2		PROJECT DESCRIPTION: CR 46A RR XING #622060-C				COUNTY: SEMINOLE		PROJECT LENGTH: .000		TYPE OF WORK: RAIL SAFETY PROJECT		LANES EXIST/IMPROVED/ADDED: 0/ 0/ 0		*NON-SIS*			
DISTRICT: 05		LESS THAN 2019		2019		2020		2021		2022		2023		GREATER THAN 2023		ALL YEARS	
ROADWAY ID:		FUND CODE															

FLORIDA DEPARTMENT OF TRANSPORTATION
OFFICE OF WORK PROGRAM
MPO ROLLFORWARD REPORT

METROPOLITAN ORLANDO

TRANSIT

ITEM NUMBER:246543 1

DISTRICT:05

ROADWAY ID:

PROJECT DESCRIPTION:ORANGE-CFRTA/LYNX SEC.5307 PURCHASE VEHICLE & HIGHWAY EQUIPMENT

COUNTY:ORANGE

PROJECT LENGTH: .000

NON-SIS
TYPE OF WORK:CAPITAL FOR FIXED ROUTE
LANES EXIST/IMPROVED/ADDED: 0/ 0/ 0

FUND CODE	LESS THAN 2019	2019	2020	2021	2022	2023	GREATER THAN 2023	ALL YEARS
PHASE: CAPITAL / RESPONSIBLE AGENCY: MANAGED BY ORANGE/OSCEOLA/SEMINOLE COUNTY								
FTA	33,922,000	15,437,000	0	0	0	0	0	49,359,000
FTAT	6,289,734	0	0	0	0	0	0	6,289,734
LF	8,084,667	0	0	0	0	0	0	8,084,667
SU	6,289,735	0	0	0	0	0	0	6,289,735
TOTAL 246543 1	54,586,136	15,437,000	0	0	0	0	0	70,023,136
TOTAL PROJECT:	54,586,136	15,437,000	0	0	0	0	0	70,023,136

ITEM NUMBER:246556 1

DISTRICT:05

ROADWAY ID:

PROJECT DESCRIPTION:ORANGE-CFRTA/LYNX EXPANSION OF OPERATING CENTER LAND ACQ, ENG & CONST

COUNTY:ORANGE

PROJECT LENGTH: .000

NON-SIS
TYPE OF WORK:CAPITAL FOR FIXED ROUTE
LANES EXIST/IMPROVED/ADDED: 0/ 0/ 0

FUND CODE	LESS THAN 2019	2019	2020	2021	2022	2023	GREATER THAN 2023	ALL YEARS
PHASE: CAPITAL / RESPONSIBLE AGENCY: MANAGED BY ORANGE/OSCEOLA/SEMINOLE COUNTY								
FTA	0	3,300,000	0	0	0	0	0	3,300,000
LF	0	825,000	0	0	0	0	0	825,000
TOTAL 246556 1	0	4,125,000	0	0	0	0	0	4,125,000
TOTAL PROJECT:	0	4,125,000	0	0	0	0	0	4,125,000

ITEM NUMBER:246572 2

DISTRICT:05

ROADWAY ID:

PROJECT DESCRIPTION:ORANGE-CFRTA/LYNX FTA SECTION 5307 LAND ACQ, ENGINEERING & CONST

COUNTY:ORANGE

PROJECT LENGTH: .000

NON-SIS
TYPE OF WORK:PTO STUDIES
LANES EXIST/IMPROVED/ADDED: 0/ 0/ 0

FUND CODE	LESS THAN 2019	2019	2020	2021	2022	2023	GREATER THAN 2023	ALL YEARS
PHASE: CAPITAL / RESPONSIBLE AGENCY: MANAGED BY ORANGE/OSCEOLA/SEMINOLE COUNTY								
FTA	0	3,000,000	0	0	0	0	0	3,000,000
LF	0	750,000	0	0	0	0	0	750,000
TOTAL 246572 2	0	3,750,000	0	0	0	0	0	3,750,000
TOTAL PROJECT:	0	3,750,000	0	0	0	0	0	3,750,000

ITEM NUMBER:421209 1

DISTRICT:05

ROADWAY ID:

PROJECT DESCRIPTION:CENTRAL RTA (LYNX) SECTION 5317 NEW FREEDOM PROGRAM - ORANGE COUNTY

COUNTY:ORANGE

PROJECT LENGTH: .000

NON-SIS
TYPE OF WORK:OPERATING/ADMIN. ASSISTANCE
LANES EXIST/IMPROVED/ADDED: 0/ 0/ 0

FUND CODE	LESS THAN 2019	2019	2020	2021	2022	2023	GREATER THAN 2023	ALL YEARS
PHASE: OPERATIONS / RESPONSIBLE AGENCY: MANAGED BY ORANGE/OSCEOLA/SEMINOLE COUNTY								
DU	32,868	0	0	0	0	0	0	32,868
FTA	2,731,986	800,000	0	0	0	0	0	3,531,986
LF	3,464,827	800,000	0	0	0	0	0	4,264,827
TOTAL 421209 1	6,229,681	1,600,000	0	0	0	0	0	7,829,681
TOTAL PROJECT:	6,229,681	1,600,000	0	0	0	0	0	7,829,681

FLORIDA DEPARTMENT OF TRANSPORTATION
OFFICE OF WORK PROGRAM
MPO ROLLFORWARD REPORT
=====

DATE RUN: 07/02/2018
TIME RUN: 08:32.40
MEMPOTP

ITEM NUMBER:440795 1		PROJECT DESCRIPTION:ORANGE-LYNX SERVICE DEVELOPMENT TO INCREASE FREQUENCY ON LINK 104										*NON-SIS*		
DISTRICT:05		COUNTY:ORANGE										TYPE OF WORK:TRANSIT SERVICE DEMONSTRATION		
ROADWAY ID:		PROJECT LENGTH: .000										LANES EXIST/IMPROVED/ADDED: 0/ 0/ 0		
		TRANSIT												
		=====												
FUND CODE		LESS THAN 2019	2019	2020	2021	2022	2023	GREATER THAN 2023		ALL YEARS				
PHASE: OPERATIONS /		RESPONSIBLE AGENCY: MANAGED BY ORANGE/OSCEOLA/SEMINOLE COUNTY												
DPTO		0	660,583	0	0	0	0	0	0	0	660,583			
LF		0	660,583	0	0	0	0	0	0	0	660,583			
TOTAL 440795 1		0	1,321,166	0	0	0	0	0	0	0	1,321,166			
TOTAL PROJECT:		0	1,321,166	0	0	0	0	0	0	0	1,321,166			

ITEM NUMBER:440796 1		PROJECT DESCRIPTION:ORANGE-LYNX SERVICE DEVELOPMENT TO INCREASE FREQUENCY ON LINK 40										*NON-SIS*		
DISTRICT:05		COUNTY:ORANGE										TYPE OF WORK:TRANSIT SERVICE DEMONSTRATION		
ROADWAY ID:		PROJECT LENGTH: .000										LANES EXIST/IMPROVED/ADDED: 0/ 0/ 0		
		TRANSIT												
		=====												
FUND CODE	LESS THAN 2019	2019	2020	2021	2022	2023	GREATER THAN 2023		ALL YEARS					
	PHASE: OPERATIONS /		RESPONSIBLE AGENCY: MANAGED BY ORANGE/OSCEOLA/SEMINOLE COUNTY											
	DPTO		0	0	0	0	0	0	0	0	0	0	375,969	
	LF		0	0	0	0	0	0	0	0	0	0	375,969	
	TOTAL 440796 1		0	0	0	0	0	0	0	0	0	0	751,938	
	TOTAL PROJECT:		0	0	0	0	0	0	0	0	0	0	751,938	

TRANSIT

ITEM NUMBER:406930 2		PROJECT DESCRIPTION:OSCEOLA-US 192 CORRIDOR BRT					*NON-SIS*	
DISTRICT:05		COUNTY:OSCEOLA					TYPE OF WORK:URBAN CORRIDOR IMPROVEMENTS	
ROADWAY ID:		PROJECT LENGTH: .000					LANES EXIST/IMPROVED/ADDED: 0/ 0/ 0	
FUND CODE	LESS THAN 2019	2019	2020	2021	2022	2023	GREATER THAN 2023	ALL YEARS
PHASE: CAPITAL /		RESPONSIBLE AGENCY: MANAGED BY ORANGE/OSCEOLA/SEMINOLE COUNTY						
DDR	0	1,300,000	0	0	0	0	0	1,300,000
LF	3,000,000	0	0	0	0	0	0	3,000,000
NSTP	0	2,200,000	0	0	0	0	0	2,200,000
TOTAL 406930 2		3,000,000	0	0	0	0	0	6,500,000
TOTAL PROJECT:		3,000,000	0	0	0	0	0	6,500,000

DATE RUN: 07/02/2018
TIME RUN: 08:32:40
MEMPHOTP

FLORIDA DEPARTMENT OF TRANSPORTATION
OFFICE OF WORK PROGRAM
MPO ROLLFORWARD REPORT
=====

TRANSIT
=====

ITEM NUMBER: 428432 1 PROJECT DESCRIPTION: LYNX BUSES, ORLANDO, FUNDS TO PURCHASE BUSES FTA SECTION #5309 *NON-SIS*
DISTRICT: 05 COUNTY: SEMINOLE TYPE OF WORK: PURCHASE VEHICLES/EQUIPMENT
ROADWAY ID: PROJECT LENGTH: .000 LANES EXIST/IMPROVED/ADDED: 0/ 0/ 0

FUND CODE	LESS THAN 2019	2019	2020	2021	2022	2023	GREATER THAN 2023	ALL YEARS
PHASE: CAPITAL / RESPONSIBLE AGENCY: MANAGED BY ORANGE/OSCEOLA/SEMINOLE COUNTY								
FTA	0	0	1,500,000	0	0	0	0	1,500,000
LF	0	0	375,000	0	0	0	0	375,000
TOTAL 428432 1	0	0	1,875,000	0	0	0	0	1,875,000
TOTAL PROJECT:	0	0	1,875,000	0	0	0	0	1,875,000

ITEM NUMBER: 428433 1 PROJECT DESCRIPTION: LYNX/CENTRAL STATION IMPROVEMENTS, ORLANDO, FL FTA SECTION #5309 *NON-SIS*
DISTRICT: 05 COUNTY: SEMINOLE TYPE OF WORK: TRANSIT IMPROVEMENT
ROADWAY ID: PROJECT LENGTH: .000 LANES EXIST/IMPROVED/ADDED: 0/ 0/ 0

FUND CODE	LESS THAN 2019	2019	2020	2021	2022	2023	GREATER THAN 2023	ALL YEARS
PHASE: CAPITAL / RESPONSIBLE AGENCY: MANAGED BY ORANGE/OSCEOLA/SEMINOLE COUNTY								
FTA	0	0	550,000	0	0	0	0	550,000
LF	0	0	137,500	0	0	0	0	137,500
TOTAL 428433 1	0	0	687,500	0	0	0	0	687,500
TOTAL PROJECT:	0	0	687,500	0	0	0	0	687,500
TOTAL DIST: 05	65,358,866	38,635,091	0	0	0	0	0	103,993,957
TOTAL TRANSIT	65,358,866	38,635,091	0	0	0	0	0	103,993,957

FLORIDA DEPARTMENT OF TRANSPORTATION
OFFICE OF WORK PROGRAM
MPO ROLLFORWARD REPORT
=====

FLA. RAIL ENT.
=====

DATE RUN: 07/02/2018
TIME RUN: 08.32.40
MEMPORTP

ITEM NUMBER:429215 2		PROJECT DESCRIPTION:SUNRAIL EXT TO ORLANDO INTERNATIONAL AIRPORT				(OIA) STUDY		TYPE OF WORK:RAIL REVENUE/OPERATIONAL IMPR		*NON-SIS*	
DISTRICT:05		COUNTY:ORANGE						LANES EXIST/IMPROVED/ADDED: 0/ 0/ 0			
ROADWAY ID:		PROJECT LENGTH: .000									
FUND CODE	LESS THAN 2019	2019	2020	2021	2022	2023	GREATER THAN 2023	ALL YEARS			
PHASE: P D & E / RESPONSIBLE AGENCY: MANAGED BY FDOT											
DDR	2,411,546		0	0	0	0	0	0	2,999,999		
DS	944,818		0	0	0	0	0	0	1,999,999		
TRIP	1,055,181		0	0	0	0	0	0	1,000,000		
PHASE: PRELIMINARY ENGINEERING / RESPONSIBLE AGENCY: MANAGED BY FDOT											
TRIP	0		0	0	0	0	0	0	4,000,000		
PHASE: CONSTRUCTION / RESPONSIBLE AGENCY: MANAGED BY FDOT											
TRIP	0		0	0	0	0	0	0	20,000,000		
TOTAL 429215 2	3,466,727		0	0	0	0	0	0	29,999,998		
TOTAL PROJECT:	3,466,727		0	0	0	0	0	0	29,999,998		
TOTAL DIST: 05	3,466,727		0	0	0	0	0	0	29,999,998		
TOTAL FLA. RAIL ENT.	3,466,727		0	0	0	0	0	0	29,999,998		

ITEM NUMBER: 436435 1 PROJECT DESCRIPTION: ORANGE COUNTY GAP SEGMENT 1 FROM CLARCONA-OCOE RD TO WEST ORANGE TRL TYPE OF WORK: BIKE PATH/TRAIL *NON-SIS*
DISTRICT: 05 COUNTY: ORANGE Lanes Exist/Improved/Added: 0/ 0/ 0
ROADWAY ID: PROJECT LENGTH: .000

	2019	2020	2021	2022	2023	GREATER THAN 2023	ALL YEARS
LESS THAN 2019							
PHASE: PRELIMINARY ENGINEERING / RESPONSIBLE AGENCY: MANAGED BY FDOT							
DDR	244,196	0	0	0	0	0	244,196
DIH	31,051	2,831	0	0	0	0	33,882
DS	807	0	0	0	0	0	807
PHASE: RIGHT OF WAY / RESPONSIBLE AGENCY: MANAGED BY FDOT							
DDR	10,238	579,762	160,000	27,120	0	0	777,120
DIH	1,049	33,951	15,000	0	0	0	50,000
PHASE: CONSTRUCTION / RESPONSIBLE AGENCY: MANAGED BY FDOT							
DDR	0	0	23,738	0	0	0	23,738
SA	0	0	159,898	0	0	0	159,898
TOTAL 436435 1	287,341	616,544	358,636	27,120	0	0	1,289,641
TOTAL PROJECT:	287,341	616,544	358,636	27,120	0	0	1,289,641

ITEM NUMBER: 438332 1 PROJECT DESCRIPTION: NATURAL DISASTER ORANGE COUNTYWIDE EMERGENCY SIGN REPAIR *NON-SIS*
DISTRICT: 05 COUNTY: ORANGE Lanes Exist/Improved/Added: 0/ 0/ 0
ROADWAY ID: PROJECT LENGTH: .000

	2019	2020	2021	2022	2023	GREATER THAN 2023	ALL YEARS
LESS THAN 2019							
PHASE: MISCELLANEOUS / RESPONSIBLE AGENCY: MANAGED BY FDOT							
D	0	101	0	0	0	0	101
TOTAL 438332 1	0	101	0	0	0	0	101
TOTAL PROJECT:	0	101	0	0	0	0	101

ITEM NUMBER: 439066 1 PROJECT DESCRIPTION: ORLANDO TRL EXT. NORTH ALONG ORANGE AND SOUTH TO ORLANDO HEALTH/AMTRAK *NON-SIS*
DISTRICT: 05 COUNTY: ORANGE Lanes Exist/Improved/Added: 0/ 0/ 0
ROADWAY ID: PROJECT LENGTH: .000

	2019	2020	2021	2022	2023	GREATER THAN 2023	ALL YEARS
LESS THAN 2019							
PHASE: PRELIMINARY ENGINEERING / RESPONSIBLE AGENCY: MANAGED BY CITY OF ORLANDO							
SU	814,546	5,000	0	0	0	0	819,546
PHASE: CONSTRUCTION / RESPONSIBLE AGENCY: MANAGED BY CITY OF ORLANDO							
SU	0	0	0	6,140,000	0	0	6,140,000
TOTAL 439066 1	814,546	5,000	0	6,140,000	0	0	6,959,546
TOTAL PROJECT:	814,546	5,000	0	6,140,000	0	0	6,959,546

ITEM NUMBER: 441490 1 PROJECT DESCRIPTION: UNIVERSITY BLVD. @ DEAN RD *NON-SIS*
DISTRICT: 05 COUNTY: ORANGE Lanes Exist/Improved/Added: 6/ 0/ 0
ROADWAY ID: 75000001 PROJECT LENGTH: .020MI

	2019	2020	2021	2022	2023	GREATER THAN 2023	ALL YEARS
LESS THAN 2019							
PHASE: PRELIMINARY ENGINEERING / RESPONSIBLE AGENCY: MANAGED BY ORANGE COUNTY BOCC							
SU	493,134	20,000	0	0	0	0	513,134

MISCELLANEOUS

[illegible]

```

ITEM NUMBER:442207 5
DISTRICT:05
ROADWAY ID:
PROJECT DESCRIPTION:PRE-EVENT CEI (DEBRIS MONITORING) - ORANGE COUNTY - HURRICANE IRMA
COUNTY:ORANGE
PROJECT LENGTH: .000
TYPE OF WORK:EMERGENCY OPERATIONS
LANES EXIST/IMPROVED/ADDED: 0/ 0/ 0
*NON-SIS*

```

FUND CODE	LESS THAN 2019	2019	2020	2021	2022	2023	GREATER THAN 2023	ALL YEARS
PHASE: MISCELLANEOUS / RESPONSIBLE AGENCY: MANAGED BY FDOT								
		0	200	0	0	0	0	200
	FEMA	0	0	0	0	0	0	0
	TOTAL 442207 5	0	0	0	0	0	0	0
	TOTAL PROJECT:	0	200	0	0	0	0	200

ITEM NUMBER:	44211	5
DISTRICT:	05	
ROADWAY ID:		
PROJECT DESCRIPTION:	MAINTENANCE OF TRAFFIC COUNTRY:ORANGE PROJECT LENGTH: .000 TYPE OF WORK:EMERGENCY OPERATIONS LANES EXIST/IMPROVED/ADDED: 0 / 0 0	*NON-SIS
	- ORANGE COUNTY - HURRICANE IRMA	

FUND CODE	LESS THAN 2019	2019	2020	2021	2022	2023	GREATER THAN 2023	ALL YEARS
PHASE: CONSTRUCTION / RESPONSIBLE AGENCY: MANAGED BY PDOT								
ACER		0	0	0	0	0	0	5,695
PHASE: MISCELLANEOUS / RESPONSIBLE AGENCY: MANAGED BY PDOT								
ACER		0	0	0	0	0	0	14,355
DER		14,355	0	0	0	0	0	14,355
TOTAL 442211.5		14,355	0	0	0	0	0	34,405
TOTAL PROJECT:		14,355	0	0	0	0	0	34,405

ITEM NUMBER:442247 5	PROJECT DESCRIPTION:PRE-EVENT CEI (DEBRIS MONITORING) - ORANGE COUNTY - HURRICANE IRMA	TYPE OF WORK:EMERGENCY OPERATIONS	*NON-SIS
DISTRICT:05	COUNTY:ORANGE	LANES EXIST/IMPROVED/ADDED: 0/ 0/ 0	
ROADWAY ID:	PROJECT LENGTH: .000		

FUND CODE	LESS THAN 2019		2019		2020		2021		2022		2023		GREATER THAN 2023	ALL YEARS
PHASE: MISCELLANEOUS / RESPONSIBLE AGENCY: MANAGED BY FDOT														
FEMA			0					0					0	200
TOTAL 442247	5		0				0		0				0	200
TOTAL PROJECT:			0				0		0				0	200

ITEM NUMBER:442308	1																																																																																																																																																																																																																																																																																																																																																																																																																																																																																																																																																																																																																																																																																																																																																																																																																																																																																																																																																																																																																																																																																																																																																																																																																																																																																																																																																																																																																		
--------------------	---	--	--	--	--	--	--	--	--	--	--	--	--	--	--	--	--	--	--	--	--	--	--	--	--	--	--	--	--	--	--	--	--	--	--	--	--	--	--	--	--	--	--	--	--	--	--	--	--	--	--	--	--	--	--	--	--	--	--	--	--	--	--	--	--	--	--	--	--	--	--	--	--	--	--	--	--	--	--	--	--	--	--	--	--	--	--	--	--	--	--	--	--	--	--	--	--	--	--	--	--	--	--	--	--	--	--	--	--	--	--	--	--	--	--	--	--	--	--	--	--	--	--	--	--	--	--	--	--	--	--	--	--	--	--	--	--	--	--	--	--	--	--	--	--	--	--	--	--	--	--	--	--	--	--	--	--	--	--	--	--	--	--	--	--	--	--	--	--	--	--	--	--	--	--	--	--	--	--	--	--	--	--	--	--	--	--	--	--	--	--	--	--	--	--	--	--	--	--	--	--	--	--	--	--	--	--	--	--	--	--	--	--	--	--	--	--	--	--	--	--	--	--	--	--	--	--	--	--	--	--	--	--	--	--	--	--	--	--	--	--	--	--	--	--	--	--	--	--	--	--	--	--	--	--	--	--	--	--	--	--	--	--	--	--	--	--	--	--	--	--	--	--	--	--	--	--	--	--	--	--	--	--	--	--	--	--	--	--	--	--	--	--	--	--	--	--	--	--	--	--	--	--	--	--	--	--	--	--	--	--	--	--	--	--	--	--	--	--	--	--	--	--	--	--	--	--	--	--	--	--	--	--	--	--	--	--	--	--	--	--	--	--	--	--	--	--	--	--	--	--	--	--	--	--	--	--	--	--	--	--	--	--	--	--	--	--	--	--	--	--	--	--	--	--	--	--	--	--	--	--	--	--	--	--	--	--	--	--	--	--	--	--	--	--	--	--	--	--	--	--	--	--	--	--	--	--	--	--	--	--	--	--	--	--	--	--	--	--	--	--	--	--	--	--	--	--	--	--	--	--	--	--	--	--	--	--	--	--	--	--	--	--	--	--	--	--	--	--	--	--	--	--	--	--	--	--	--	--	--	--	--	--	--	--	--	--	--	--	--	--	--	--	--	--	--	--	--	--	--	--	--	--	--	--	--	--	--	--	--	--	--	--	--	--	--	--	--	--	--	--	--	--	--	--	--	--	--	--	--	--	--	--	--	--	--	--	--	--	--	--	--	--	--	--	--	--	--	--	--	--	--	--	--	--	--	--	--	--	--	--	--	--	--	--	--	--	--	--	--	--	--	--	--	--	--	--	--	--	--	--	--	--	--	--	--	--	--	--	--	--	--	--	--	--	--	--	--	--	--	--	--	--	--	--	--	--	--	--	--	--	--	--	--	--	--	--	--	--	--	--	--	--	--	--	--	--	--	--	--	--	--	--	--	--	--	--	--	--	--	--	--	--	--	--	--	--	--	--	--	--	--	--	--	--	--	--	--	--	--	--	--	--	--	--	--	--	--	--	--	--	--	--	--	--	--	--	--	--	--	--	--	--	--	--	--	--	--	--	--	--	--	--	--	--	--	--	--	--	--	--	--	--	--	--	--	--	--	--	--	--	--	--	--	--	--	--	--	--	--	--	--	--	--	--	--	--	--	--	--	--	--	--	--	--	--	--	--	--	--	--	--	--	--	--	--	--	--	--	--	--	--	--	--	--	--	--	--	--	--	--	--	--	--	--	--	--	--	--	--	--	--	--	--	--	--	--	--	--	--	--	--	--	--	--	--	--	--	--	--	--	--	--	--	--	--	--	--	--	--	--	--	--	--	--	--	--	--	--	--	--	--	--	--	--	--	--	--	--	--	--	--	--	--	--	--	--	--	--	--	--	--	--	--	--	--	--	--	--	--	--	--	--	--	--	--	--	--	--	--	--	--	--	--	--	--	--	--	--	--	--	--	--	--	--	--	--	--	--	--	--	--	--	--	--	--	--	--	--	--	--	--	--	--	--	--	--	--	--	--	--	--	--	--	--	--	--	--	--	--	--	--	--	--	--	--	--	--	--	--	--	--	--	--	--	--	--	--	--	--	--	--	--	--	--	--	--	--	--	--	--	--	--	--	--	--	--	--	--	--	--	--	--	--	--	--	--	--	--	--	--	--	--	--	--	--	--	--	--	--	--	--	--	--	--	--	--	--	--	--	--	--	--	--	--	--	--	--	--	--	--	--	--	--	--	--	--	--	--	--	--	--	--	--	--	--	--	--	--	--	--	--	--	--	--	--	--	--	--	--	--	--	--	--	--	--	--	--	--	--	--	--	--	--	--	--	--	--	--	--	--	--	--	--	--	--	--	--	--	--	--	--	--	--	--	--	--	--	--	--	--	--	--	--	--	--	--	--	--	--	--	--	--	--	--	--	--	--	--	--	--	--	--	--	--	--	--	--	--	--	--	--	--	--	--	--	--	--	--	--	--	--	--	--	--	--	--	--	--	--	--	--	--	--	--	--	--	--	--	--	--	--	--	--	--	--	--	--	--	--	--	--	--	--	--	--	--	--	--	--	--	--	--	--	--	--	--	--	--	--	--	--	--	--	--	--	--	--	--	--	--	--	--	--	--	--	--	--	--	--	--	--	--	--	--	--	--	--	--	--	--	--	--	--	--	--	--	--	--	--	--	--	--	--	--	--	--	--	--	--	--	--	--	--	--	--	--	--	--	--	--	--	--	--	--	--	--	--	--	--	--	--	--	--	--	--	--	--	--	--	--	--	--	--	--	--	--	--	--	--	--	--	--	--	--	--	--	--	--	--	--	--	--	--	--	--	--	--	--	--	--	--	--	--	--	--	--	--	--	--	--	--	--	--	--	--	--	--	--	--	--	--	--	--	--	--	--	--	--	--	--	--	--	--	--	--	--	--	--	--	--	--	--	--	--	--	--	--	--	--	--	--	--	--	--	--	--	--	--	--	--	--	--	--	--	--	--	--	--	--	--	--	--	--	--	--	--	--	--	--	--	--	--	--	--	--	--	--	--	--	--	--	--	--	--	--	--	--	--	--	--	--	--	--	--	--	--	--	--	--	--	--	--	--	--	--	--	--	--	--	--	--	--	--	--	--	--	--	--	--	--	--	--

FUND CODE	LESS THAN 2019	2019	2020	2021	2022	2023	GREATER THAN 2023	ALL YEARS
PHASE: MISCELLANEOUS / RESPONSIBLE AGENCY: MANAGED BY FDOT								
DER		4,473	10,527	0	0	0	0	15,000

=====					
MISCELLANEOUS					
=====					
	FEMA				
	TOTAL 442308 1	86,127	0	0	86,127
		90,600	10,527	0	101,127
	TOTAL PROJECT:	90,600	10,527	0	101,127

ITEM NUMBER:442471 2	PROJECT DESCRIPTION:FIBER OPTIC DAMAGE - ORANGE COUNTY - HURRICANE IRMA				TYPE OF WORK:EMERGENCY OPERATIONS		*NON-SIS*
DISTRICT:05	COUNTY:ORANGE				LANES EXIST/IMPROVED/ADDED: 0/ 0/ 0		
ROADWAY ID:	PROJECT LENGTH: .000						
	2019	2020	2021	2022	2023	GREATER THAN 2023	ALL YEARS
LESS THAN 2019							
FUND CODE							
PHASE: CONSTRUCTION / RESPONSIBLE AGENCY: MANAGED BY PDOT	0	0	0	0	0	0	3,204
ACER							
PHASE: MISCELLANEOUS / RESPONSIBLE AGENCY: MANAGED BY PDOT							
ACER	28,960	0	0	0	0	0	28,960
DER	20,027	0	0	0	0	0	20,027
TOTAL 442471 2	48,987	0	0	0	0	0	52,191
TOTAL PROJECT:	48,987	0	0	0	0	0	52,191

[illegible]

ITEM NUMBER: 442548 1	PROJECT DESCRIPTION: CITY OF ORLANDO ATMS MODULE TRAFFIC CONTROL DEVICES				*NON-SIS*	
DISTRICT: 05	COUNTY: ORANGE				TYPE OF WORK: TRAFFIC CONTROL DEVICES / SYSTEM	
ROADWAY ID:	PROJECT LENGTH: .000				LANES EXIST / IMPROVED / ADDED: 0 / 0 / 0	
	LESS THAN 2019	2019	2020	2021	2022	2023
FUND CODE						
						GREATER THAN 2023
						ALL YEARS
PHASE: CAPITAL / RESPONSIBLE AGENCY: MANAGED BY FDOT						
SU	0	0	0	0	0	0
TOTAL 442548 1	0	0	0	0	0	85,000
TOTAL PROJECT:	0	0	0	0	0	85,000

ITEM NUMBER:442549 1	PROJECT DESCRIPTION:ORANGE COUNTY ATMS MODULE TRAFFIC CONTROL DEVICES/SYSTEM PROJECT					*NON-SIS*
DISTRICT:05	COUNTY:ORANGE					TYPE OF WORK:TRAFFIC CONTROL DEVICES/SYSTEM
ROADWAY ID:	PROJECT LENGTH: .000					LANES EXIST/IMPROVED/ADDED: 0/ 0/ 0
FUND CODE	LESS THAN 2019	2019	2020	2021	2022	GREATER THAN 2023 ALL YEARS
PHASE: CAPITAL / RESPONSIBLE AGENCY: MANAGED BY FDOT						
SU	0	0	65,000	0	0	65,000
TOTAL 442549 1	0	0	65,000	0	0	65,000
TOTAL PROJECT:	0	0	0	0	0	65,000

FLORIDA DEPARTMENT OF TRANSPORTATION
OFFICE OF WORK PROGRAM
MPO ROLLFORWARD REPORT
=====

MISCELLANEOUS
=====

PROJECT DESCRIPTION: METROPOLAN AREA REMOTE ATSPM EQUIPMENT TRAFFIC CONTROL DEVICES/SYSTEM									
COUNTY: ORANGE PROJECT LENGTH: .000									
ITEM NUMBER: 442550 1	FUND CODE	2019	2020	2021	2022	2023	GREATER THAN 2023	ALL YEARS	*NON-SIS* TYPE OF WORK: TRAFFIC CONTROL DEVICES/SYSTEM LANES EXIST/IMPROVED/ADDED: 0/ 0/ 0
LESS THAN 2019									
PHASE: CAPITAL / RESPONSIBLE AGENCY: MANAGED BY FDOT									
SU		0	0	0	0	0	0	0	450,000
TOTAL 442550 1		0	0	0	0	0	0	0	450,000
TOTAL PROJECT:		0	0	0	0	0	0	0	450,000
PROJECT DESCRIPTION: ICM FOR METROPOLAN AREA SIGNAL DEVICE INSTALLATION									
COUNTY: ORANGE PROJECT LENGTH: .000									
ITEM NUMBER: 442687 1	FUND CODE	2019	2020	2021	2022	2023	GREATER THAN 2023	ALL YEARS	*NON-SIS* TYPE OF WORK: TRAFFIC CONTROL DEVICES/SYSTEM LANES EXIST/IMPROVED/ADDED: 0/ 0/ 0
LESS THAN 2019									
PHASE: CONSTRUCTION / RESPONSIBLE AGENCY: MANAGED BY FDOT									
SU		475,000	73,530	0	0	0	0	0	548,530
TOTAL 442687 1		475,000	73,530	0	0	0	0	0	548,530
TOTAL PROJECT:		475,000	73,530	0	0	0	0	0	548,530
PROJECT DESCRIPTION: ORLANDO ATCMTD COMMUNICATIONS SERVICES									
COUNTY: ORANGE PROJECT LENGTH: .000									
ITEM NUMBER: 442740 1	FUND CODE	2019	2020	2021	2022	2023	GREATER THAN 2023	ALL YEARS	*NON-SIS* TYPE OF WORK: OTHER ITS LANES EXIST/IMPROVED/ADDED: 0/ 0/ 0
LESS THAN 2019									
PHASE: PRELIMINARY ENGINEERING / RESPONSIBLE AGENCY: MANAGED BY FDOT									
DIT		0	0	0	0	0	0	0	10,000
TOTAL 442740 1		100,000	0	0	0	0	0	0	100,000
TOTAL PROJECT:		100,000	10,000	0	0	0	0	0	110,000
PROJECT DESCRIPTION: ATCMTD MOBILITY AND SAFETY BEFORE AND AFTER STUDY									
COUNTY: ORANGE PROJECT LENGTH: .000									
ITEM NUMBER: 442742 1	FUND CODE	2019	2020	2021	2022	2023	GREATER THAN 2023	ALL YEARS	*SIS* TYPE OF WORK: OTHER ITS LANES EXIST/IMPROVED/ADDED: 0/ 0/ 0
LESS THAN 2019									
PHASE: OPERATIONS / RESPONSIBLE AGENCY: MANAGED BY FDOT									
DITS		0	0	0	0	0	0	0	100,000
TSM		0	0	0	0	0	0	0	200,000
TOTAL 442742 1		0	0	0	0	0	0	0	300,000
TOTAL PROJECT:		0	100,000	200,000	200,000	0	0	0	300,000

FLORIDA DEPARTMENT OF TRANSPORTATION
OFFICE OF WORK PROGRAM
MPO ROLLFORWARD REPORT
=====

DATE RUN: 07/02/2018
TIME RUN: 08:32:40
MEMPHOTP

MISCELLANEOUS
=====

ITEM NUMBER: 431528 1
DISTRICT: 05
ROADWAY ID:

PROJECT DESCRIPTION: CORAL AVENUE FROM W JACKSON STREET TO CARROL STREET
COUNTY: OSCEOLA
PROJECT LENGTH: .000

TYPE OF WORK: SIDEWALK
LANES EXIST/IMPROVED/ADDED: 0/ 0/ 0

NON-SIS

FUND CODE	2019	2020	2021	2022	2023	GREATER THAN 2023	ALL YEARS
LESS THAN 2019							
PHASE: PRELIMINARY ENGINEERING / RESPONSIBLE AGENCY: MANAGED BY FDOT	23	0	0	0	0	0	23
SA							
PHASE: PRELIMINARY ENGINEERING / RESPONSIBLE AGENCY: MANAGED BY OSCEOLA COUNTY ENGINEERING	4,300	0	0	0	0	0	4,300
LF	6,257	0	0	0	0	0	6,257
SA							
PHASE: CONSTRUCTION / RESPONSIBLE AGENCY: MANAGED BY FDOT	0	114	0	0	0	0	114
ACTA	69	9,644	0	0	0	0	9,713
TALT							
PHASE: CONSTRUCTION / RESPONSIBLE AGENCY: MANAGED BY OSCEOLA COUNTY ENGINEERING	8,082	0	0	0	0	0	8,082
SE	58,547	0	0	0	0	0	58,547
TALT	77,278	9,758	0	0	0	0	87,036
TOTAL 431528 1	77,278	9,758	0	0	0	0	87,036
TOTAL PROJECT:	77,278	9,758	0	0	0	0	87,036

ITEM NUMBER: 437473 1
DISTRICT: 05
ROADWAY ID: 92500000

PROJECT DESCRIPTION: EAST LAKE ELEMENTARY SIDEWALK/E OF TURNBERRY BLVD TO W OF N POINT BLVD
COUNTY: OSCEOLA
PROJECT LENGTH: .364MI

TYPE OF WORK: SIDEWALK
LANES EXIST/IMPROVED/ADDED: 2/ 0/ 0

NON-SIS

FUND CODE	2019	2020	2021	2022	2023	GREATER THAN 2023	ALL YEARS
LESS THAN 2019							
PHASE: PRELIMINARY ENGINEERING / RESPONSIBLE AGENCY: MANAGED BY OSCEOLA COUNTY ENGINEERING	22,594	0	0	0	0	0	22,594
LF	21,620	1,634	0	0	0	0	23,254
SU							
PHASE: CONSTRUCTION / RESPONSIBLE AGENCY: MANAGED BY OSCEOLA COUNTY ENGINEERING	0	160,016	0	0	0	0	160,016
SU	44,214	161,650	0	0	0	0	205,864
TOTAL 437473 1	44,214	161,650	0	0	0	0	205,864
TOTAL PROJECT:	44,214	161,650	0	0	0	0	205,864

ITEM NUMBER: 437474 1
DISTRICT: 05
ROADWAY ID: 92508000

PROJECT DESCRIPTION: FORTUNE-LAKESHORE MULTI-USE TRAIL FROM US 192 TO COLUMBIA AVENUE
COUNTY: OSCEOLA
PROJECT LENGTH: 6.900MI

TYPE OF WORK: BIKE PATH/TRAIL
LANES EXIST/IMPROVED/ADDED: 2/ 0/ 0

NON-SIS

FUND CODE	2019	2020	2021	2022	2023	GREATER THAN 2023	ALL YEARS
LESS THAN 2019							
PHASE: PRELIMINARY ENGINEERING / RESPONSIBLE AGENCY: MANAGED BY FDOT	180	0	0	0	0	0	180
DH	0	2,701	0	0	0	0	2,701
TALT							
PHASE: PRELIMINARY ENGINEERING / RESPONSIBLE AGENCY: MANAGED BY OSCEOLA COUNTY ENGINEERING	202,879	0	0	0	0	0	202,879
LF	348,174	0	0	0	0	0	348,174
TALT	551,233	2,701	0	0	0	0	553,934
TOTAL 437474 1	551,233	2,701	0	0	0	0	553,934
TOTAL PROJECT:	551,233	2,701	0	0	0	0	553,934

METROPLAN ORLANDO

FLORIDA DEPARTMENT OF TRANSPORTATION
OFFICE OF WORK PROGRAM
MPO ROLLFORWARD REPORT
=====

DATE RUN: 07/02/2018
TIME RUN: 08.32.40
MBRMPOTP

PROJECT DESCRIPTION: INTERNATIONAL DRIVE SIDEWALK, SR 417 OVERPASS TO S OF GAYLOR PALMS RES										*NON-SIS*	
COUNTY: OSCEOLA										TYPE OF WORK: SIDEWALK	
PROJECT LENGTH: .530MI										LANES EXIST/IMPROVED/ADDED: 6/ 0/ 0	
ITEM NUMBER: 437477 1											
DISTRICT: 05											
ROADWAY ID: 92000031											
LESS THAN 2019										GREATER THAN 2023	
FUND CODE										ALL YEARS	
PHASE: PRELIMINARY ENGINEERING / RESPONSIBLE AGENCY: MANAGED BY OSCEOLA COUNTY ENGINEERING											
ACSA										0	
SU										0	
39,543										0	
24,900										0	
1,000										0	
PHASE: CONSTRUCTION / RESPONSIBLE AGENCY: MANAGED BY OSCEOLA COUNTY ENGINEERING											
SU										0	
230,453										0	
64,443										0	
230,453										0	
64,443										0	
TOTAL 437477 1										230,453	
TOTAL PROJECT:										235,896	
										295,896	
										295,896	
ITEM NUMBER: 437511 1										*NON-SIS*	
DISTRICT: 05										TYPE OF WORK: SIDEWALK	
ROADWAY ID:										LANES EXIST/IMPROVED/ADDED: 0/ 0/ 0	
PROJECT DESCRIPTION: ROYAL PALM DRIVE SIDEWALK - VENTURA ELEMENTARY SCHOOL											
COUNTY: OSCEOLA											
PROJECT LENGTH: .000											
LESS THAN 2019										GREATER THAN 2023	
FUND CODE										ALL YEARS	
PHASE: PRELIMINARY ENGINEERING / RESPONSIBLE AGENCY: MANAGED BY OSCEOLA COUNTY ENGINEERING											
ACTU										0	
SU										0	
14,315										0	
39,067										0	
3,907										0	
PHASE: CONSTRUCTION / RESPONSIBLE AGENCY: MANAGED BY OSCEOLA COUNTY ENGINEERING											
SU										0	
186,525										0	
53,382										0	
3,907										0	
53,382										0	
TOTAL 437511 1										186,525	
TOTAL PROJECT:										243,814	
										243,814	
										243,814	
ITEM NUMBER: 438334 1										*NON-SIS*	
DISTRICT: 05										TYPE OF WORK: EMERGENCY OPERATIONS	
ROADWAY ID:										LANES EXIST/IMPROVED/ADDED: 0/ 0/ 0	
PROJECT DESCRIPTION: NATURAL DISASTER OSCEOLA COUNTYWIDE EMERGENCY SIGN REPAIR											
COUNTY: OSCEOLA											
PROJECT LENGTH: .000											
LESS THAN 2019										GREATER THAN 2023	
FUND CODE										ALL YEARS	
PHASE: MISCELLANEOUS / RESPONSIBLE AGENCY: MANAGED BY FDOT											
D										0	
101										0	
0										0	
101										0	
TOTAL 438334 1										101	
TOTAL PROJECT:										101	
										101	
										101	
ITEM NUMBER: 442207 6										*NON-SIS*	
DISTRICT: 05										TYPE OF WORK: EMERGENCY OPERATIONS	
ROADWAY ID:										LANES EXIST/IMPROVED/ADDED: 0/ 0/ 0	
PROJECT DESCRIPTION: PRE-EVENT CEI (DEBRIS MONITORING) - OSCEOLA COUNTY - HURRICANE IRMA											
COUNTY: OSCEOLA											
PROJECT LENGTH: .000											
LESS THAN 2019										GREATER THAN 2023	
FUND CODE										ALL YEARS	
PHASE: MISCELLANEOUS / RESPONSIBLE AGENCY: MANAGED BY FDOT											
FEMA										0	
200										0	
0										0	
200										0	
200										0	
TOTAL 442207 6										200	
TOTAL PROJECT:										200	

FLORIDA DEPARTMENT OF TRANSPORTATION
OFFICE OF WORK PROGRAM
MPO ROLLFORWARD REPORT
=====

DATE RUN: 07/02/2018
TIME RUN: 08.32.40
MBRMPOTP

MISCELLANEOUS
=====

ITEM NUMBER: 442247 6
DISTRICT: 05
ROADWAY ID:

PROJECT DESCRIPTION: PRE-EVENT CEI (DEBRIS MONITORING) - OSCEOLA COUNTY - HURRICANE IRMA
COUNTY: OSCEOLA

PROJECT LENGTH: .000

NON-SIS
TYPE OF WORK: EMERGENCY OPERATIONS
LANES EXIST/IMPROVED/ADDED: 0/ 0/ 0

FUND CODE	LESS THAN 2019	2019				2020				2021				2022				2023				GREATER THAN 2023	ALL YEARS
		PHASE: MISCELLANEOUS / RESPONSIBLE AGENCY: MANAGED BY FDOT																					
		0	0	0	0	0	0	0	0	0	0	0	0	0	0	0	0	0	0	0	200		
		0	0	0	0	200	200	200	200	0	0	0	0	0	0	0	0	0	0	0	200		
		0	0	0	0	200	200	200	200	0	0	0	0	0	0	0	0	0	0	0	200		
TOTAL 442247 6																							
TOTAL PROJECT:																							

ITEM NUMBER: 442272 4
DISTRICT: 05
ROADWAY ID:

PROJECT DESCRIPTION: JED LANDFILL, ST. CLOUD - OSCEOLA COUNTY - HURRICANE MATTHEW
COUNTY: OSCEOLA

PROJECT LENGTH: .000

NON-SIS
TYPE OF WORK: EMERGENCY OPERATIONS
LANES EXIST/IMPROVED/ADDED: 0/ 0/ 0

FUND CODE	LESS THAN 2019	2019				2020				2021				2022				2023				GREATER THAN 2023	ALL YEARS
		PHASE: MISCELLANEOUS / RESPONSIBLE AGENCY: MANAGED BY FDOT																					
		0	0	0	0	0	30,000	0	0	0	0	0	0	0	0	0	0	0	0	0	0	30,000	
TOTAL 442272 4		0	0	0	0	0	30,000	0	0	0	0	0	0	0	0	0	0	0	0	0	0	30,000	
TOTAL PROJECT:		0	0	0	0	0	30,000	0	0	0	0	0	0	0	0	0	0	0	0	0	0	30,000	

ITEM NUMBER: 442309 1
DISTRICT: 05
ROADWAY ID:

PROJECT DESCRIPTION: IN-HOUSE TIME SHEET CHARGES - OSCEOLA COUNTY - HURRICANE IRMA
COUNTY: OSCEOLA

PROJECT LENGTH: .000

NON-SIS
TYPE OF WORK: EMERGENCY OPERATIONS
LANES EXIST/IMPROVED/ADDED: 0/ 0/ 0

FUND CODE	LESS THAN 2019	2019				2020				2021				2022				2023				GREATER THAN 2023	ALL YEARS
PHASE: MISCELLANEOUS / RESPONSIBLE AGENCY: MANAGED BY FDOT																							
	DER	0				15,000				0				0				0			0		
	PEMA	8,113				0				0				0				0			0		
TOTAL 442309 1						15,000				0				0				0			0		
TOTAL PROJECT:						15,000				0				0				0			0		

ITEM NUMBER: 442586 1
DISTRICT: 05
ROADWAY ID:

PROJECT DESCRIPTION: US-192 @ WORLD DRIVE SLOPE REPAIRS - OSCEOLA COUNTY - HURRICANE IRMA
COUNTY: OSCEOLA

PROJECT LENGTH: .000

NON-SIS
TYPE OF WORK: EMERGENCY OPERATIONS
LANES EXIST/IMPROVED/ADDED: 0/ 0/ 0

FUND CODE	LESS THAN 2019	2019	2020	2021	2022	2023	GREATER THAN 2023	ALL YEARS
<hr/>								
PHASE: CONSTRUCTION / RESPONSIBLE AGENCY: MANAGED BY FDOT								
ACER		0		0	0	0	0	8,978
<hr/>								
PHASE: MISCELLANEOUS / RESPONSIBLE AGENCY: MANAGED BY FDOT								
ACER		109,000		0	0	0	0	109,000
TOTAL 442586 1		109,000		0	0	0	0	117,978
TOTAL PROJECT:		109,000		0	0	0	0	117,978

PHASE: MISCELLANEOUS / RESPONSIBLE AGENCY: MANAGED BY FDOT
ACER
TOTAL 442586 1
TOTAL PROJECT:

109,000
109,000
117,978
117,978

=====

MISCELLANEOUS

=====

ITEM NUMBER: 442587 1 PROJECT DESCRIPTION: I-4 @ WORLD DRIVE SLOPE REPAIRS - OSCEOLA COUNTY - HURRICANE IRMA
DISTRICT: 05 COUNTY: OSCEOLA
ROADWAY ID: PROJECT LENGTH: .000

NON-SIS
TYPE OF WORK: EMERGENCY OPERATIONS
LANES EXIST/IMPROVED/ADDED: 0/ 0/ 0

FUND CODE	LESS THAN 2019	2019	2020	2021	2022	2023	GREATER THAN 2023	ALL YEARS
PHASE: CONSTRUCTION / RESPONSIBLE AGENCY: MANAGED BY FDOT								
ACER	0	0	0	0	0	0	0	11,831
PHASE: MISCELLANEOUS / RESPONSIBLE AGENCY: MANAGED BY FDOT								
ACER	158,000	0	0	0	0	0	0	158,000
TOTAL 442587 1	158,000	11,831	0	0	0	0	0	169,831
TOTAL PROJECT:	158,000	11,831	0	0	0	0	0	169,831

MISCELLANEOUS
=====

PROJECT DESCRIPTION: NATURAL DISASTER SEMINOLE COUNTYWIDE EMERGENCY SIGN REPAIR									
COUNTY: SEMINOLE									
PROJECT LENGTH: .000									
ITEM NUMBER: 438336 1	FUND CODE	2019	2020	2021	2022	2023	GREATER THAN 2023	ALL YEARS	*NON-SIS* TYPE OF WORK: EMERGENCY OPERATIONS LANES EXIST/IMPROVED/ADDED: 0/ 0/ 0
DISTRICT: 05									
ROADWAY ID:									
PHASE: MISCELLANEOUS / RESPONSIBLE AGENCY: MANAGED BY FDOT									
		0	101	0	0	0	0	0	101
TOTAL 438336 1		0	101	0	0	0	0	0	101
TOTAL PROJECT:		0	101	0	0	0	0	0	101

PROJECT DESCRIPTION: COUNTYWIDE ATMS-DMS PHASE 1 - SEMINOLE COUNTY									
COUNTY: SEMINOLE									
PROJECT LENGTH: 3.779MI									
ITEM NUMBER: 441211 1	FUND CODE	2019	2020	2021	2022	2023	GREATER THAN 2023	ALL YEARS	*NON-SIS* TYPE OF WORK: ITS COMMUNICATION SYSTEM LANES EXIST/IMPROVED/ADDED: 6/ 0/ 0
DISTRICT: 05									
ROADWAY ID: 77010000									
PHASE: PRELIMINARY ENGINEERING / RESPONSIBLE AGENCY: MANAGED BY FDOT									
		106,832	98,168	0	0	0	0	0	205,000
PHASE: DESIGN BUILD / RESPONSIBLE AGENCY: MANAGED BY FDOT									
		0	4,484,790	0	0	0	0	0	4,484,790
TOTAL 441211 1		106,832	4,582,958	0	0	0	0	0	4,689,790
TOTAL PROJECT:		106,832	4,582,958	0	0	0	0	0	4,689,790

PROJECT DESCRIPTION: PRE-EVENT CEI (DEBRIS MONITORING) - SEMINOLE COUNTY - HURRICANE IRMA									
COUNTY: SEMINOLE									
PROJECT LENGTH: .000									
ITEM NUMBER: 442207 7	FUND CODE	2019	2020	2021	2022	2023	GREATER THAN 2023	ALL YEARS	*NON-SIS* TYPE OF WORK: EMERGENCY OPERATIONS LANES EXIST/IMPROVED/ADDED: 0/ 0/ 0
DISTRICT: 05									
ROADWAY ID:									
PHASE: MISCELLANEOUS / RESPONSIBLE AGENCY: MANAGED BY FDOT									
		0	200	0	0	0	0	0	200
TOTAL 442207 7		0	200	0	0	0	0	0	200
TOTAL PROJECT:		0	200	0	0	0	0	0	200

PROJECT DESCRIPTION: PRE-EVENT CEI (DEBRIS MONITORING) - SEMINOLE COUNTY - HURRICANE IRMA									
COUNTY: SEMINOLE									
PROJECT LENGTH: .000									
ITEM NUMBER: 442247 7	FUND CODE	2019	2020	2021	2022	2023	GREATER THAN 2023	ALL YEARS	*NON-SIS* TYPE OF WORK: EMERGENCY OPERATIONS LANES EXIST/IMPROVED/ADDED: 0/ 0/ 0
DISTRICT: 05									
ROADWAY ID:									
PHASE: MISCELLANEOUS / RESPONSIBLE AGENCY: MANAGED BY FDOT									
		0	200	0	0	0	0	0	200
TOTAL 442247 7		0	200	0	0	0	0	0	200
TOTAL PROJECT:		0	200	0	0	0	0	0	200

FLORIDA DEPARTMENT OF TRANSPORTATION
OFFICE OF WORK PROGRAM
MPO ROLLFORWARD REPORT
=====

MISCELLANEOUS
=====

DATE RUN: 07/02/2018
TIME RUN: 08:32.40
MEMPHOTP

ITEM NUMBER:442310 1		PROJECT DESCRIPTION:IN-HOUSE TIME SHEET CHARGES - SEMINOLE COUNTY - HURRICANE IRMA						*NON-SIS*	
DISTRICT:05		COUNTY:SEMINOLE						TYPE OF WORK:EMERGENCY OPERATIONS	
ROADWAY ID:		PROJECT LENGTH: .000						LANES EXIST/IMPROVED/ADDED: 0/ 0/ 0	
FUND CODE	LESS THAN 2019	2019	2020	2021	2022	2023	GREATER THAN 2023	ALL YEARS	
PHASE: MISCELLANEOUS / RESPONSIBLE AGENCY: MANAGED BY FDOT									
DER	721	14,279	0	0	0	0	0	15,000	
FEMA	11,262	0	0	0	0	0	0	11,262	
TOTAL 442310 1	11,983	14,279	0	0	0	0	0	26,262	
TOTAL PROJECT:	11,983	14,279	0	0	0	0	0	26,262	
TOTAL DIST: 05	3,508,441	6,792,420	1,046,364	6,367,120	1,868,681	0	0	19,583,026	
TOTAL MISCELLANEOUS	3,508,441	6,792,420	1,046,364	6,367,120	1,868,681	0	0	19,583,026	
GRAND TOTAL		1,680,516,006	391,787,520	614,628,238	86,277,015	370,578,424	93,447,747	4,453,032,816	



Resolution No. 18-10

Subject:

Amendment to the FY 2018/19 - 2022/23 Transportation Improvement Program

WHEREAS, the Orlando Urbanized Area Metropolitan Planning Organization (MPO), d.b.a. MetroPlan Orlando, is the duly designated and constituted body responsible for carrying out the urban transportation planning and programming process for the Orlando Urbanized Area, including the Transportation Improvement Program; and

WHEREAS, the Florida Department of Transportation (FDOT) is requesting to amend the FY 2018/19 - 2022/23 Transportation Improvement Program (TIP) in accordance with the MetroPlan Orlando Internal Operating Procedures; and

WHEREAS, the requested amendment is described as follows:

- Incorporating projects with funding that rolled forward from FY 2017/18 to FY 2018/19 into the 2018/19 - 2022/23 TIP, as described in the attached information, in order to ensure that the TIP is consistent with FDOT's FY 2018/19 - 2022/23 Adopted Five Year Work Program; and

WHEREAS, the requested amendment described above is consistent with MetroPlan Orlando's project priorities and currently adopted Long Range Transportation Plan.

NOW, THEREFORE, BE IT RESOLVED by the MetroPlan Orlando Board that the Florida Department of Transportation's amendment to the FY 2018/19 - 2022/23 TIP be approved as requested.

Passed and duly adopted at a regular meeting of the MetroPlan Orlando Board on the 12th day of September, 2018.

Certificate

The undersigned duly qualified serving in the role as Chairman of the MetroPlan Orlando Board certifies that the foregoing is a true and correct copy of a Resolution adopted at a legally convened meeting of the MetroPlan Orlando Board.

Resolution No. 18-10

Page 2 of 2

Honorable Cheryl L. Grieb, Chairwoman

Attest:

Cathy Goldfarb, Sr. Board Services Coordinator
and Recording Secretary

TAB 4





Board Action Fact Sheet

Meeting Date: September 12, 2018

Agenda Item: IX.A.3 (Tab 4)

Roll Call Vote: Yes

Action Requested:	FDOT requests approval of an amendment to the FY 2018/19 - 2022/23 Transportation Improvement Program (TIP) to include SunRail projects with funds rolling forward from FY 2017/18 to FY 2018/19.		
Reason:	This request is being made to ensure that the projects shown in the TIP are consistent with the projects shown FDOT's Five Year Work Program.		
Summary/Key Information:	<p>Items of particular significance for our Committees and the Board are as follows:</p> <ul style="list-style-type: none">• The SunRail projects shown in the attached letter had funds originally programmed in FY 2017/18 which were therefore not included in SunRail's FY 2018/19 - 2022/23 <u>Tentative</u> Five Year Work Program (April 2018) that was used to develop the Commuter Rail section of the TIP adopted by the Board in July.• The funding for these projects was not committed during FY 2017/18 and automatically rolled forward to FY 2018/19 in SunRail's FY 2018/19 - 2022/23 <u>Adopted</u> Five Year Work Program (July 2018).• This amendment adds the funds rolling forward from FY 2017/18 to FY 2018/19 to the FY 2018/19 - 2022/23 TIP so the TIP will be consistent with the Five Year Work Program.• This amendment does not include any new funding and does not affect the cost or schedule for the SunRail projects included in the letter.		
MetroPlan Budget Impact:	None		
Local Funding Impact:	None		
Committee Action:	CAC:	Recommended for approval on August 22, 2018	
	TSMO:	Recommended for approval on August 24, 2018	
	TAC:	Recommended for approval on August 24, 2018	
	MAC:	To be taken up on September 6, 2018	
Staff Recommendation:	Recommends approval		
Supporting Information:	These documents are provided at Tab 4:		
	FDOT letter dated August 13, 2018		
	Proposed Board Resolution No. 18-12		



Florida Department of Transportation

RICK SCOTT
GOVERNOR

719 S. Woodland Boulevard
DeLand, Florida 32720-6834

MIKE DEW
SECRETARY

August 13, 2018

Mr. Harold W. Barley
Executive Director
MetroPlan Orlando MPO
250 South Orange Ave, Suite 200
Orlando, FL 32801

RE: MetroPlan Orlando Metropolitan Planning Organization (MPO) Transportation Improvement Program (TIP), Annual Roll-Forward Amendment, Fiscal Years 2018/2019 through 2022/2023 for SunRail Projects

Dear Mr. Barley:

The purpose of this letter is to request that MetroPlan Orlando MPO approve the Annual Roll-Forward Amendment to the adopted TIP for Fiscal Years 2018/2019 through 2022/2023 to reconcile differences between the TIP and the Florida Department of Transportation's (FDOT) Adopted Five Year Work Program.

The Fiscal Years 2018/2019 through 2022/2023 TIP will take effect on October 1, 2018. Until then, the Fiscal Year 2017/2018 through 2021/2022 TIP will be used by the Federal Highway Administration (FHWA) and the Federal Transit Administration (FTA) for authorization of funding.

This is a routine, annual process to assist MetroPlan Orlando MPO in identifying projects that were not committed in the previous Fiscal Year (2017/2018) and have automatically rolled forward into Fiscal Year 2018/2019 of the FDOT Work Program. This amendment ensures that year one of the TIP, adopted by the Board on July 11, 2018, matches year one of the Department's Adopted Work Program.

The affected projects submitted for the MPO's approval follow.

If you should have any questions, please feel free to contact me at 321-257-7162.

Sincerely,


Nicola A. Liquori, CRA
SunRail CEO

cc: Gary Huttman, MetroPlan Orlando
Keith Caskey, MetroPlan Orlando
Kellie Smith, FDOT

SunRail Projects – Roll Forward

FM #	PROJECT DESCRIPTION	AMENDMENT DESCRIPTION
412994-3	Central Florida Commuter Rail System – Station Contracts	<u>Roll Forward</u> - Fiscal Year 2017/2018 to 2018/2019 DFTA - \$36,495 DS - \$31,937
412994-4	Central Florida Commuter Rail System - Purchase Panels, Rails, Ties, Signals, Noise Walls & Other Equipment Needed	<u>Roll Forward</u> - Fiscal Year 2017/2018 to 2018/2019 ROW - DFTA - \$13,854 ROW - LF - \$6,782 ROW - NSTP - \$6,927 CST - DFTA - \$256,870 CST - DI - \$218,704 CST - DPTO - \$307,287 CST - DS - \$143,753 CST - LF - \$591,049 NSTP - \$35,912
412994-5	Central Florida Commuter Rail System - Positive Train Control (PTC)	<u>Roll Forward</u> - Fiscal Year 2017/2018 to 2018/2019 CST - DDR - \$40,492 CST - GM - \$2,032,072 CST - TRIP - \$1,825,542
412994-6	Central Florida Commuter Rail System - Cab Cars/ Coaches/ Locomotives	<u>Roll Forward</u> - Fiscal Year 2017/2018 to 2018/2019 CST - DFTA - \$297,346 CST - LF - \$148,673 CST - NSTP - \$148,673
412994-7	Central Florida Commuter Rail System - Positive Train Control (PTC) SunRail	<u>Roll Forward</u> - Fiscal Year 2017/2018 to 2018/2019 PE - LF - \$8,328 PE - NSTP - \$8,328 CST - LF - \$475,000 CST - NSTP - \$141,882

FM #	PROJECT DESCRIPTION	AMENDMENT DESCRIPTION
412994-8	<p>Central Florida Commuter Rail System - Operations and Maintenance</p> <p>*A portion of remaining FY 18 funds were moved to FY 19 in advance of the end of the Fiscal Year.</p>	<p><u>Roll Forward</u> - Fiscal Year 2017/2018 to 2018/2019</p> <p>OPS - DI - \$3,746,475 OPS - DIS - \$32,121 OPS - DPTO - \$14,759 OPS - DS - \$7,257,754 OPS - LF - \$39,034 OPS - SROM - \$2,711,809 OPS - TRIP - \$2,711,809</p>
412994-9	Central Florida Commuter Rail System - Utility Conduit Signal Relocation	<p><u>Roll Forward</u> - Fiscal Year 2017/2018 to 2018/2019</p> <p>CST - DS - \$19,340</p>
423446-9	Central Florida Commuter Rail System - Phase II South Track, Signal, Material Testing, Station Enhancements, etc.	<p><u>Roll Forward</u> - Fiscal Year 2017/2018 to 2018/2019</p> <p>PD&E – DFTA - \$26,216 PD&E – LF - \$13,108 PD&E – NSTP – 13,108 CST - DFTA - \$182,580 CST - DPTO - \$65,640 CST - DS - \$213,707 CST - LF - \$238,290 CST - NSTP - \$91,289 CST - DIS - \$3,940</p>
427899-2	CR 46A RR XING #622060-C	<p><u>Roll Forward</u> - Fiscal Year 2017/2018 to 2018/2019</p> <p>CST - DS - \$10,668</p>
429215-2	SunRail Extension to Orlando International Airport (OIA) Study	<p><u>Roll Forward</u> - Fiscal Year 2017/2018 to 2018/2019</p> <p>PLAN - DDR - \$1,087 PD&E - DDR - \$588,453 PD&E – TRIP - \$1,000,000 PD&E - DS - \$944,818 PE - TRIP - \$4,000,000</p>

FM #	PROJECT DESCRIPTION	AMENDMENT DESCRIPTION
433166-1	SunRail Engineering & Administration	<u>Roll Forward</u> - Fiscal Year 2017/2018 to 2018/2019 DIS - \$121,578 DPTO - \$293,358 SRM - \$96,578 TRIP - \$96,577
435611-1	SunRail Engineering & Administration	<u>Roll Forward</u> - Fiscal Year 2017/2018 to 2018/2019 PE - DPTO - \$28,784
436880-3	Central Florida Commuter Rail System - Ambassadors & Administration *436880-1 was on previous TIP, new fund source was added on 6/22/18. FDOT's system requirements necessitated split out and creation of 436880-3.	<u>Roll Forward</u> - Fiscal Year 2017/2018 to 2018/2019 OPS - DS - \$475,000
442065-1	Central Florida Commuter Rail System – Positive Train Control (PTC) Maintenance	<u>Roll Forward</u> - Fiscal Year 2017/2018 to 2018/2019 OPS – TRIP - \$250,000
442566-1	Central Florida Commuter Rail – Capital for State of Good Repair	<u>Roll Forward</u> - Fiscal Year 2017/2018 to 2018/2019 OPS – DPTO - \$500,000



Resolution No. 18-12

Subject:

Amendment to the FY 2018/19 - 2022/23 Transportation Improvement Program

WHEREAS, the Orlando Urbanized Area Metropolitan Planning Organization (MPO), d.b.a. MetroPlan Orlando, is the duly designated and constituted body responsible for carrying out the urban transportation planning and programming process for the Orlando Urbanized Area, including the Transportation Improvement Program; and

WHEREAS, the Florida Department of Transportation (FDOT) is requesting to amend the FY 2018/19 - 2022/23 Transportation Improvement Program (TIP) in accordance with the MetroPlan Orlando Internal Operating Procedures; and

WHEREAS, the requested amendment is described as follows:

- Incorporating SunRail projects with funding that rolled forward from FY 2017/18 to FY 2018/19 into the 2018/19 - 2022/23 TIP, as described in the attached information, in order to ensure that the TIP is consistent with FDOT's FY 2018/19 - 2022/23 Adopted Five Year Work Program; and

WHEREAS, the requested amendment described above is consistent with MetroPlan Orlando's project priorities and currently adopted Long Range Transportation Plan.

NOW, THEREFORE, BE IT RESOLVED by the MetroPlan Orlando Board that the Florida Department of Transportation's amendment to the FY 2018/19 - 2022/23 TIP be approved as requested.

Passed and duly adopted at a regular meeting of the MetroPlan Orlando Board on the 12th day of September, 2018.

Certificate

The undersigned duly qualified serving in the role as Chairman of the MetroPlan Orlando Board certifies that the foregoing is a true and correct copy of a Resolution adopted at a legally convened meeting of the MetroPlan Orlando Board.

Resolution No. 18-12

Page 2 of 2

Honorable Cheryl L. Grieb, Chairwoman

Attest:

Cathy Goldfarb, Sr. Board Services Coordinator
and Recording Secretary

TAB 5





Board Action Fact Sheet

Meeting Date: Sept. 14, 2018

Agenda Item: IX. B (Tab 5)

Roll Call Vote: Yes

Action Requested: MetroPlan Orlando Staff requests approval of an amendment to the 2040 Long Range Transportation Plan to include Phases for two (2) projects either previously identified as needs through the Long Range Transportation Plan Process or recently identified as a need by our local government partner through their Comprehensive Planning Process.

Reason: Florida Turnpike Enterprise (FTE) requests an amendment to the LRTP to be consistent with the MetroPlan Transportation Improvement Program and the FTE System Plan.

Summary/Key Information: Items of particular significance for our Committees and the Board are as follows:

- [Orange County] Colonial Parkway – New Limited Access Facility & SR 50 Widening, add design, ROW and construction-
From: SR 408 to: SR 520
- [Orange County] Colonial Parkway – New Limited Access Facility ,
add PD&E-
From: SR 520 to: SR 528

The following amendments do not remove any projects assumed to be Cost Feasible by 2040, the amendments are made possible due to toll revenue.

MetroPlan Budget Impact: None

Local Funding Impact: None

Committee Action:

CAC:	Recommended for approval on August 22, 2018
TSMO:	Recommended for approval on August 24, 2018
TAC:	Recommended for approval on August 24, 2018
MAC:	To be taken up on September 6, 2018

Staff Recommendation: Recommends approval

Supporting Information: These documents are provided at Tab 5:

LRTP Amendment Request
LRTP Amendment Presentation



Florida Department of Transportation

RICK SCOTT
GOVERNOR

605 Suwannee Street
Tallahassee, FL 32399-0450

MIKE DEW
SECRETARY

August 6, 2018

Mr. Gary Huttman, AiCP
MetroPlan Orlando
250 South Orange Avenue, Suite 200
Orlando, Florida 32801

RE: Request for Amendment to MetroPlan Orlando 2040 LRTP

Dear Mr. Huttman,

The Florida Department of Transportation, Florida Turnpike Enterprise requests the following updates to the MetroPlan Orlando 2040 Long Range Transportation Plan (LRTP).

Update Table 12, Toll Facility Project List (page 40). The requested changes are **bold** and *italicized* below.

Roadway	From	To	Improvement	Phases	Funded By
Florida's Turnpike Enterprise – Funded Projects					
SR 504/Colonial Parkway	Woodbury Road	SR 520	New 4-Lane Facility	P, <i>D, R, C</i>	2020
<i>SR 504/Colonial Parkway</i>	<i>SR 520</i>	<i>SR 528</i>	<i>New 4-Lane Facility</i>	<i>P</i>	<i>2020</i>

Thank you for your assistance with this matter. If you have any questions, please contact me at (407) 264-3494.

Sincerely,

Jim Martin, CPM, FCCM
MPO Liaison

cc: David Cooke, Tim George

Long Range Transportation Plan (2040)

Cost Feasible Plan Amendments – September 2018



Amendments

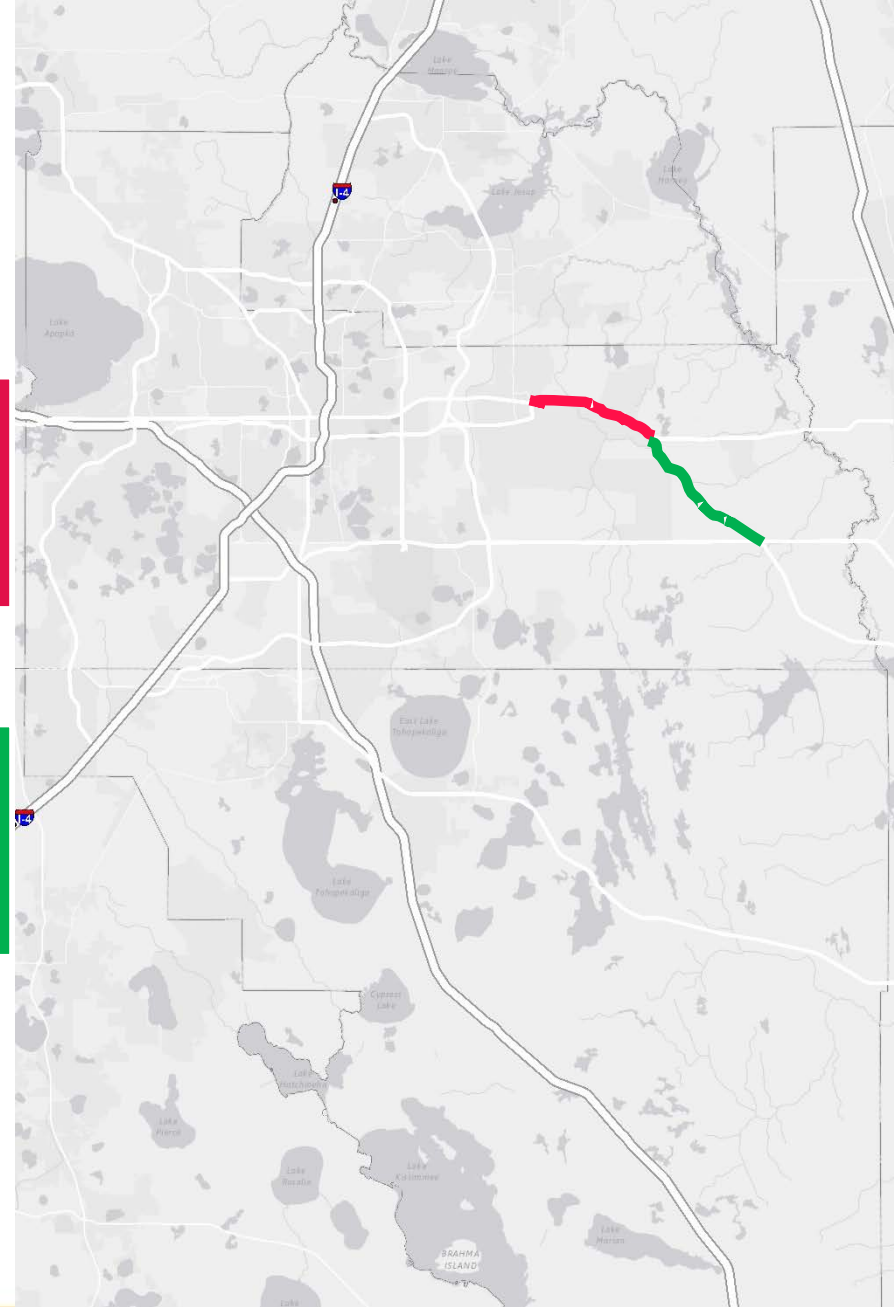
Florida Turnpike Enterprise

Colonial Pkwy – SR 408 to SR 520

Add Design, ROW and Construction

Colonial Pkwy – SR 520 to SR 528

Add PD&E



Thank You

MetroPlanOrlando.com | (407) 481-5672
250 S. Orange Ave., Suite 200, Orlando, FL 32801



TAB 6





Board Action Fact Sheet

Meeting Date: September 14, 2018

Agenda Item: IX.C (Tab 6)

Roll Call Vote: No

Action Requested:

MetroPlan Orlando Staff requests approval of the Fiscal Year 2023/24 – 2039/40 Project Priority List

&

Approval of the List of Priority Projects (LoPP) for the Central Florida Metropolitan Planning Organization Alliance (CFMPOA).

Reason:

By state statute the Project Priority List needs to be transmitted to FDOT by October 1st of each calendar year.

Annual adoption of the regional project priority list for use by FDOT.

Summary/Key Information:

Items of particular significance for our Committees and the Board are as follows:

- New format that identifies projects currently funded in the Transportation Improvement Program (TIP) but not funded through construction, and identifies the priorities that have a reasonable chance for funding in the next 5th year of the Work Program.
- State Roadway Project Priorities for Roadway, Complete Streets, TSMO, and Bicycle & Pedestrian in one list to provide FDOT more direction on the regions priorities on the State Roadway System for DDR funding.
- Multimodal System (formally off system) projects are still prioritized based on the MetroPlan Orlando Board distribution of Surface Transportation Funds. Roadway and Complete Street Projects = 32% of funding, TSMO Projects = 22% of funding, Regional Trails & Safe Routes to Schools = 17% of funding, and Transit projects = 30% of funding.
- Projects are prioritized to advance projects with phases funded through construction, to address federal and local performance measures, project readiness and Local Agency Program (LAP) backlog.
- The Central Florida MPO Alliance (CFMPOA) Prioritized Project List, which includes a list of highway, trail and transit projects that are of regional significance is presented for approval. The draft list is provided at Tab 6. This topic is being taken up with the individual members of the Central Florida MPO Alliance and will be presented for final approval the next Alliance meeting on October 12, 2018.

MetroPlan Budget Impact: None

Local Funding Impact: None

Committee Action: CAC: Recommended for approval on August 22, 2018
TSMO: Recommended for approval on August 24, 2018
TAC: Recommended for approval on August 24, 2018
MAC: To be taken up on September 6, 2018

Staff Recommendation: Recommends approval

Supporting Information: These documents are provided at Tab 6:

DRAFT Project Priority List (PPL) FY 2023/24 – 2039/40 – Provided in Supplemental Folder

Combined document including the CFMPOA Strategic Intermodal System Highway Projects List, the CFMPOA Regional Trail Priorities List, and the CFMPOA Regional Transit List

DRAFT

FY 2018/19 CENTRAL FLORIDA MPO ALLIANCE - LIST OF PRIORITY PROJECTS



CENTRAL FLORIDA MPO ALLIANCE
FY 2018-2019 SIS HIGHWAY PROJECTS FOR
PRIORITIZATION

Priority	FDOT Financial Management Number	Project Name	From	To	Length (Miles)	Work Description	Latest Project Phase Funded	Project Phase(s) Remaining Unfunded	Estimated Remaining Cost (Present-Day)	MPO/TPO
1	4269054	Ellis Rd Widening	I-95 (John Rhodes Blvd)	Wickham Rd.	2.00	Extend/Widening 2 to 4 Lanes	PE underway ROW 2020-2023	CST	TBD	Space Coast TPO
2	435209-1	I-75 Interchange	@ NW 49th Street		--	Construct New Interchange	PD&E (FY 2017/18) PE (FY 2021/22)	CST only	TBD	Ocala/Marion TPO
3	2424848& 4314561	I-4*	W of CR 532 (Polk/Osceola Line)	W of SR 528/Beachline Expy.	16.45	Beyond the Ultimate Configuration for General Use & Managed Lanes	ROW 2017/18-2021/22	CST	\$1,731,919,000	MetroPlan
4a	2425924	I-4*	E of SR 434	Seminole/Volusia Co. Line	10.30	Beyond the Ultimate Configuration for General Use & Managed Lanes	Partial ROW 2021/22	ROW/CST	\$472,061,000	MetroPlan
4b	4084642	I-4*	Volusia/Seminole Co. Line	SR 472	---	Beyond the Ultimate Configuration for General Use & Managed Lanes	PE 2016/17	ROW/CST	\$667,608,000	River to Sea TPO
4c	2012103	I-4*	W of US 27	W of CR 532 (Polk/Osceola Line)	---	Beyond the Ultimate Configuration for General Use & Managed Lanes	PE 2016/17	ROW/CST	\$63,227,000	Polk TPO
5	4371811 4074023 4074024	SR 528 (Turnpike) SR 528 SR 528	SR 520 SR 524 (Industry) SR 3	SR 524 (Industry) East of SR 3 Port Canaveral Interchange	13.60 3.70 5.10	Widen 2 Lanes to 4 Lanes to include Multiuse Trail	PD&E Design Design	DES/ROW/CST ROW/CST ROW/CST	TBD \$421,924,750 \$269,405,898	Space Coast TPO
6	4289471	SR 40	Williamson Blvd.	Breakaway Trail	---	Widen 4 to 6 lanes	PD&E complete PE FY 2022/23	ROW/CST	\$33,260,000	River to Sea TPO
7	2408371	SR 40	Cone Rd.	SR 11	---	Widen 2 to 4 lanes	PE/ENV 2015/16 ROW FY 2022/23	CST	\$58,148,130	River to Sea TPO
8	N/A	SR 25/US 27	CR 561 (west)	Florida's Turnpike (northern ramps)	2.14	Widen to 6 lanes	---	PD&E/PE/ ROW/CST	\$25,000,000	Lake~Sumter MPO
9	2408361	SR 40	SR 11	SR 15	---	Widen 2 to 4 lanes	PE 2013/14, ENV 2014/15, ROW 2022/23	CST	\$54,731,640	River to Sea TPO
10	4336521	I-75 Interchange Impr. at SR 40	SW 40th Avenue	SW 27 th Avenue	1.25	Operations and capacity improvements	Design underway; ROW (FY 2020/21 – 2022/23)	CST	\$15,000,000	Ocala/Marion TPO

DRAFT

FY 2018/19 CENTRAL FLORIDA MPO ALLIANCE - LIST OF PRIORITY PROJECTS



Priority	FDOT Financial Management Number	Project Name	From	To	Length (Miles)	Work Description	Latest Project Phase Funded	Project Phase(s) Remaining Unfunded	Estimated Remaining Cost (Present-Day)	MPO/TPO
11a	410674-3	SR 40	CR 314	CR 314A	6.1	Widen to 4 lanes w/ multi-use trail (Black Bear Scenic Trail)	PE underway	ROW/CST	\$93,000,000	Ocala/Marion TPO
11b	410674-4	SR 40	CR 314A	Levy Hammock Road	2.8	Widen to 4 lanes w/ multi-use trail (Black Bear Scenic Trail)	PD&E	PE/ROW/CST	\$35,000,000	Ocala/Marion TPO
12	4270561	SR 50	Crittenden Road	Villa City	1.0	Realign Road and add multi-use trail (South Lake Trail, Phase 3)	PD&E / PE (FY 2014/15)	ROW/CST	\$24,400,000	Lake~Sumter MPO
13	4354761	I-75 Interchange	@ CR 514		--	New Interchange	PD&E (FY 2015/16)	ROW/CST	TBD	Lake~Sumter MPO
14	4358592	West SR 50	US 98 (Hernando Co.)	CR 33 (Lake Co.)	2.0	Widen to 4 lanes (Project segmented: -2/-3/-4/-5/-6)	Study (FY 2015/16) PE (FY 2018/19)	ROW/CST	TBD	Lake~Sumter MPO
15	4404241	SR 405 Bridge Replacement (NASA Causeway)	-----	-----	---	Bridge Replacement	PD&E Underway PE (NASA)	CST	TBD	Space Coast TPO
16	#	SR 401 Bridge Replacement	SR 401 Interchange	Cape Canaveral Air Force Station	---	Bridge Replacement	-----	PD&E	TBD	Space Coast TPO
17	#	SR100	Old Kings Road	Belle Terre Pkwy		Widen to 6 lanes	PE	ROW/CST	\$34,870,000	River to Sea TPO

*I-4 Ultimate Configuration is noted as a PPP project.

DRAFT

FY 2018/19 CENTRAL FLORIDA MPO ALLIANCE - LIST OF PRIORITY PROJECTS

CENTRAL FLORIDA MPO ALLIANCE SIS HIGHWAY PROJECTS FOR PRIORIZATION FUNDED FOR CONSTRUCTION										
# Old Priority	FDOT Financial Management Number	Project Name or Designation	From	To	Length (Miles)	Work Description	Latest Project Phase Funded	Project Phase(s) Remaining Unfunded	Estimated Remaining Cost (Present-Day)	MPO/TPO
5	4102511	SR 15 (US 17)	Ponce de Leon Blvd.	SR 40	---	Widen to 2 Lanes to 4 Lanes	ROW 2016/17 to 2020/21 CST 2020/21 \$50,186,043	Fully Funded	NA	River to Sea TPO
3a	2424847	I-4*	S of SR 528/Beachline Expy.	W of SR 435/Kirkman Rd.	3.90	Ultimate Configuration for General Use & Managed Lanes	CST 2019/20			MetroPlan
3a	4269053	I-95/Ellis Road Interchange	---	---		New Interchange	CST 2016/17	---	---	Space Coast TPO
10	4106742	SR 40	SR 35	CR 314	4.5	Widen 2 to 4 lanes	CST 2019/2020	---	---	Ocala/Marion TPO

NOTE: Although funded for construction, projects will continue to be shown until construction starts.

DRAFT

FY 2018/19 CENTRAL FLORIDA MPO ALLIANCE - LIST OF PRIORITY PROJECTS



REGIONAL TRAIL PRIORITIES FUNDED THROUGH CONSTRUCTION							
Trail Name	FM Number	Limits A	Limits B	Length (Miles)	Mega Trail	Latest Project Phase Funded	MPO
Seminole Volusia Gap Spring to Spring Trail	436434-2	Old DeLand Road @ US 17/92	@ Lake Monroe Park	0.8	Heart of Florida: Coast to Coast	PE underway	River to Sea TPO
South Lake Trail Phase 3B	422570-3	SR 33 (Crittenden St.)	Silver Eagle Road	2.1	Heart of Florida: Coast to Coast	Update of PD&E Study and Design underway - ROW 2017-19, CST 2020	Lake~Sumter MPO
Clarcona-Ocoee Trail		West Orange Trail	Clarcona-Ocoee Road	0.2	Heart of Florida; Coast-to-Coast	ROW programmed for 2018; Construction programmed for 2020	MetroPlan Orlando
Land Bridge Gap	436358-1	SR 200	SW 49th Ave Trailhead	5.2	Heart of Florida	Under Construction	Ocala/Marion TPO
Santos Gap	436291-1	SW 49th Ave Trailhead	Santos Trailhead	9.0	Heart of Florida	Under Construction	Ocala/Marion TPO
Silver Springs Gap	435486-1	SE 64th Ave Trailhead	Silver Springs State Park	6.0	Heart of Florida	In Design, Construction - FY 2020	Ocala/Marion TPO
South Lake Trail Phase 4	435893-1	Van Fleet Trail	CR 565A (Villa City Rd.)	8.4	Heart of Florida; Coast-to-Coast	Design Phase underway; ROW 2018-21, CST 2022	Lake~Sumter MPO
Pruitt Gap	435484-1	Bridge Rd.	SR 200	9.5	Heart of Florida	In Design, Construction - FY 2022	Ocala/Marion TPO
East Central FL Rail Trail	4154348	Guisse Road	Gobblers Lodge	3.5	Coast to Coast; St. Johns River to Sea Loop	CST totaling \$5,003,500 has been advanced to FY 2017/18 (design build underway)	River to Sea TPO
Halifax River Greenway - Beach Street	4361391	Wilder Blvd	Shady Place	0.5	East Coast Greenway	CST FY 2017/18 \$525,517	River to Sea TPO
Space Coast Trail	426187-1 436187-2	Canaveral Avenue	W. Max Brewer Bridge	1.9	St. Johns River to Sea; Coast- to-Coast; East Coast Greenway	Downtown connector/ ECFRRT to MINWR; Construction FY 2020/21 \$1,707,000; City of Titusville will build with local \$ in FY 2016/17; Indian River Ave to West of Max Brewer Bridge 0.2 miles Fully Funded Design FY 17/18 (\$810,000); Construction FY 21/22 (\$2,161,095)	Space Coast TPO
Space Coast Trail	436187-3	Max Brewer Bridge East end	Merritt Island National Wildlife Refuge Entrance	1.9	St. Johns River to Sea; Coast- to-Coast	CST in FY 2018/19 \$400,492	Space Coast TPO
Shingle Creek Trail 3C		Taft Vineland Road	Town Loop Blvd.	2.8	Regional Trail	Fully Funded for CST	MetroPlan Orlando
Shingle Creek Trail 3B	430225-2	Town Loop Blvd.	Orange/Osceola Co. Line	2.0	Regional Trail	Design/Permitting funded in FY 2016/17 CST in FY 2017/18	MetroPlan Orlando
Halifax River Greenway	439868-1	Bellevue Ave.	Marina Point Drive	0.23	St. Johns River to Sea, East Coast Greenway	Design/Permitting funded in FY 2016/17 CST in FY 2017/18	River to Sea TPO

DRAFT

FY 2018/19 CENTRAL FLORIDA MPO ALLIANCE - LIST OF PRIORITY PROJECTS

REGIONAL TRAIL PRIORITIES FUNDED THROUGH CONSTRUCTION							
Trail Name	FM Number	Limits A	Limits B	Length (Miles)	Mega Trail	Latest Project Phase Funded	MPO
Halifax River Greenway	439869-1	Marina Point Drive	Orange Ave.	0.51	St. Johns River to Sea, East Coast Greenway	Design/Permitting funded in FY 2016/17 CST in FY 2017/18	River to Sea TPO
Halifax River Greenway	439871-1	Sickler Drive	2nd Street	0.57	St. Johns River to Sea, East Coast Greenway	Design/Permitting funded in FY 2016/17 CST in FY 2017/18	River to Sea TPO
Halifax River Greenway	439870-1	Ballough Road Bridge	Ballough Road Bridge	0.06	St. Johns River to Sea, East Coast Greenway	CST in FY 2017/18	River to Sea TPO
Spring to Spring Trail, Seg. 3b	439039-3	Benson Junction Road	W. Highbanks Road	5.0	Heart of Florida; St. Johns River to Sea	CST in FY 2018/19	River to Sea TPO
Spring to Spring Trail, Segs 5 & 6	439874-1	Lake Beresford Park	Grand Ave.	3.60	Heart of Florida; St. Johns River-to-Sea	\$750,000 PD&E FY 2017/18 CST funded in FY 2022/23	River to Sea TPO
Oak Hill to Edgewater Trail	439862-1	US 1/Kennedy Parkway	Dale Ave.	11.6	St. Johns River to Sea, East Coast Greenway	PD&E Study funded in FY 2017/18 CST funded in FY 2022/23	River to Sea TPO
Spring to Spring Trail	439875-1	Grand Ave./Baxter Street	US 17	1.3	Heart of Florida; St. Johns River-to-Sea	Design \$251,000/ROW \$400,000 funded in FY 2017/18 CST funded in FY2019/20	River to Sea TPO
Total Mileage of Priorities Programmed				77			

DRAFT

FY 2018/19 CENTRAL FLORIDA MPO ALLIANCE - LIST OF PRIORITY PROJECTS



REGIONAL TRAILS RANKED PRIORITIES SUNTrail TIER ONE COAST TO COAST TRAIL - REMAINING UNFUNDED PHASES										
Priority	Trail Name	FM Number	Limits A	Limits B	Length (Miles)	Mega-Trails	Latest Project Phase Funded	Project Phase(s) Remaining Unfunded	Estimated Remaining Cost (Present Day)	MPO
T1-1	Space Coast Trail	437093-1	Playalinda Rd. West End/ Merritt Island NWR Entrance	Playalinda Rd. East End/Atlantic Ocean	10.5	St. Johns River to Sea; Coast- to-Coast	PD&E \$1,400,000 FY 15/16; Design funded for FY 22/23 (\$4,799,360.00)	ROW, CST	\$7,043,036	Space Coast TPO
			Playalinda Road	US 1 (Volusia Co. Line)	12.9					
T1-2	Clarcona-Ocoee Trail	436435-1	Pine Hills Trail	Hiawasseee Road	1.5	Heart of Florida; Coast-to-Coast	CST partially funded (FY 2020/21)	CST	\$4,371,600	MetroPlan Orlando
T1-3	Pine Hills Trail Phase 3	436433-1	Clarcona-Ocoee Rd.	Seminole County Line	3.0	Heart of Florida; Coast-to-Coast	PD&E Complete	PE, ROW, CST		MetroPlan Orlando
T1-4	South Sumter Connector	435471-1	Withlacoochee Trail	Van Fleet Trail	19.5	Heart of Florida; Coast-to-Coast	PD&E programmed for 2017, Design 2019, ROW 2021	CST	\$9,000,000	Lake-Sumter MPO
T1-5	South Lake Trail Phase 3C	427056-1	CR 565A (Villa City Rd.)	SR 33 (Crittenden St.)	1.1	Heart of Florida; Coast-to-Coast	Design Complete, ROW FY 2018/19	CST (part of SR 50 realignment)	\$2,500,000	Lake-Sumter MPO
Total Mileage of Tier One					49	Total Estimated Remaining Costs for Tier One			\$22,914,636	

DRAFT

FY 2018/19 CENTRAL FLORIDA MPO ALLIANCE - LIST OF PRIORITY PROJECTS



SUNTrail Tier Two (St. Johns River to Sea Loop) Projects Ready for Design, ROW & Construction										
Priority	Trail Name	FM Number	Limits A	Limits B	Length (Miles)	Mega-Trails	Latest Project Phase Funded	Project Phase(s) Remaining Unfunded	Estimated Remaining Cost (Present Day)	MPO
Unranked	10th Street to SR 44/Lytle Ave. Trail	439864-1	10th Street	SR 44/Lytle Ave.	1.6	St. Johns River to Sea, East Coast Greenway	PD&E Funded in FY 2017/18 Design/Permitting funded in FY 2018/19	ROW, Construction	\$1,950,000	River-to-Sea TPO
Unranked	SR 44/Lytle Av to to Beville Rd Trail	439865-1	SR 44/Lytle Av	Beville Road	12.5	St. Johns River to Sea, East Coast Greenway	Design/Permitting funded in FY 2018/19	ROW, Construction	TBD	River to Sea TPO
Projects Under Study										
Unranked	SR 40 Trail	439872-1	Cassen Park	SR A1A	1.1	St. Johns River to Sea	Feasibility Study funded in FY 2016/17	Design, ROW, Construction	TBD	River-to-Sea TPO
Unranked	Flagler Beach Trail	439873-1	South 26th Street	North 9th Street	2.9	St. Johns River to Sea, East Coast Greenway	Feasibility Study/PD&E Study funded in FY 2016/17 Design Funded in FY 2020/21	ROW, Construction	\$2,500,000	River-to-Sea TPO
Unranked	US 17 Trail	439876-1	SR 40	Putnam County line	14.0	St. Johns River-to-Sea	Feasibility Study/PD&E Study funded in FY 2017/18, PE funded FY 2020/21	ROW, CST	\$1,500,000	River-to-Sea TPO
Total Mileage for Tier Two					32	Total Estimated Remaining Costs for Tier Two			\$5,950,000	

SUNTrail Tier Three & Transportation Alternatives Eligible										
Priority	Trail Name	FM Number	Limits A	Limits B	Length (Miles)	Mega-Trails	Latest Project Phase Funded	Project Phase(s) Remaining Unfunded	Estimated Remaining Cost (Present Day)	MPO
T3-1	Wekiva Trail	430975-3	CR 437	Red Tail Blvd	9.8	Mt. Dora Bikeway	PD&E Completed Design Funded FY 2015/16 \$2,636,810	ROW \$7,000,000 / CST \$7,658,566	\$14,658,566	Lake~Sumter MPO
		430975-2	Tremain St.	CR 437		Mt. Dora Bikeway	PD&E Completed	Design \$2,636,810 ROW \$10,000,000 / CST	\$17,000,000	
T3-2	Silver Springs to Mount Dora		SE 64th Ave Trailhead	CR 42	16.6	Heart of Florida; Mt. Dora Bikeway	Trail in Marion County will be on existing Public lands.	Design and construction	\$7,300,000	Ocala/Marion TPO
T3-3	East Coast Greenway/SR 528	407402-3 407402-4	US 1	Port Canaveral	8.8	East Coast Greenway	Design funded FY 2016/17; part of two widening/reconstruct projects	CST phase needed in same FY as road widening/reconstruction of roadway	\$8,810,000	Space Coast TPO
T3-4	Black Bear Scenic Trail	4363601	Levy Hammock Road	US 17	27.7	Heart of Florida	Study Underway in FY 2018 PD&E Funded in FY2020	Design, ROW & CST Phases needed	\$25,481,630	Lake~Sumter MPO, River to Sea TPO, Ocala Marion TPO
T3-5	Shingle Creek Trail 4	430225-1 430225-7 4302259 4398781	Orange/Osceola Co. Line	Kissimmee Lakefront Park	11.8	Shingle Creek Regional Trail	Yates Connector – PE FY16/17 Osceola Pkwy – PE FY16/17 Bridge over Osceola Pkwy – PE FY16/17	CST	\$7,782, 168 \$8,000,000 \$10,599,768	MetroPlan Orlando

DRAFT

FY 2018/19 CENTRAL FLORIDA MPO ALLIANCE - LIST OF PRIORITY PROJECTS

SUNTrail Tier Three & Transportation Alternatives Eligible										
Priority	Trail Name	FM Number	Limits A	Limits B	Length (Miles)	Mega-Trails	Latest Project Phase Funded	Project Phase(s) Remaining Unfunded	Estimated Remaining Cost (Present Day)	MPO
T3-6	Space Coast Trail/US 1	#	SR 50	Grace Street	3.1	East Coast Greenway	Feasibility Study complete	Design, CST Phases needed	\$3,700,000	Space Coast TPO
T3-7	Pine Hills Trail Phase 2	#	Silver Star Road	Clarcona-Ocoee Road	2.30	Shingle Creek Regional Trail	PD&E	Design, ROW & CST Phases needed	\$1,591,942	MetroPlan Orlando
T3-8	West Orange Trail Phase 5a	#	Lester Road	Kelly Park	4.2	Heart of Florida; Mt. Dora Bikeway	ROW and design needed		\$7,800,000	MetroPlan Orlando
T3-9	Tav-Dora Trail	#	Tremain St	Wooton Park	8.3	Mt. Dora Bikeway	Trails MasterPlan Complete	PD&E, Design, ROW & CST Phases needed	\$4,500,000	Lake~Sumter MPO
T3-10	West Orange Trail Phase 5b	#	Rock Springs Road	Wekiva Springs SP entrance	2.8	Heart of Florida; Mt. Dora Bikeway	PD&E	Design, ROW & CST Phases needed	\$5,200,000	MetroPlan Orlando
T3-11	West Orange Trail Phase 5a	#	Lester Road	Kelly Park	4.2	Heart of Florida; Mt. Dora Bikeway	ROW and design needed		\$7,800,000	MetroPlan Orlando
T3-12	West Orange Trail Phase 4	#	Kelly Park	CR 435 in Orange Co.	3.7	Heart of Florida; Mt. Dora Bikeway	PD&E	Design, ROW & CST Phases needed	\$1,300,000	MetroPlan Orlando
T3-13	North Lake Trail	#	CR 450	SR 40	19.5		Study Underway FY 2018	PD&E, Design, ROW & CST needed	\$24,857,000	Lake~Sumter MPO
Total Mileage of Tier One Priorities					49	Total Estimated Remaining Costs for Tier Three and TA			\$152,598,906	
Total Mileage of Tier Two Priorities					32	Total Estimated Remaining Costs of Ranked Priorities			\$198,704,813	
Total Mileage of Tier Three & TA Priorities					125					

CFMPOA Regional Transit Priorities
Transit Projects Programmed/Under Construction

-
- Brightline (West Palm Beach – Orlando) – Private Sector

-

Prospective Transit Projects Currently Being Pursued

- SunRail – Phase II North (DeBary – DeLand)
- SunRail – Phase III (Meadow Wood Station to OIA)
- OIA Refresh Alternatives Analysis
- US 192 Bus Rapid Transit
- SR 50 Bus Rapid Transit
- Lymmo Expansion (North/South)
- SR 436 – LYNX Premium Transit Service
- Prospective Brightline Brevard Station Study

Privately Funded Transit Projects Being Pursued

- Brightline/Hyperloop (Orlando – Tampa)

Future Transit Projects that will be studied

- East Central Florida Corridor Task Force Transit Study

TAB 7






metroplan orlando

A REGIONAL TRANSPORTATION PARTNERSHIP

September 12, 2018

To: Commissioner Cheryl Grieb, Board Chairwoman
MetroPlan Orlando Board Members

From: Gary Huttman, Executive Director 

Subject: Executive Director's Report

Beginning with the September Board Meeting I am adding an Executive Director's Report to the Board's agenda. The report will be included in the **Information Items for Acknowledgement**. The report will generally provide the Board Members with more information than is reported during my announcements, and informs those Board Members who may have been absent from a Board Meeting.

- Special thanks to all board members for meeting with me during July and August
- I attended and was welcomed as a new member of the UCF Planning Advisory Board on July 25
- I attended the Orlando State of the City Event at the Dr. Phillips Center on August 7.
- On August 15, we were notified the award of a FHWA Grant to analyze multi-modal connectivity and access throughout the region. We will be working with the RPC on this grant.
- Operation Best Foot Forward enforcement in Osceola County that took place on August 15; 59 citations and 5 warnings were given out at five crosswalks. The Osceola County Sheriff's Office, Kissimmee Police Department and the St. Cloud Police Department participated in the effort.
- I attended and was welcomed as a new member of the Wekiva River Commission on August 21
- On August 29 I attended the Florida Development Finance Corporation Hearing and provided comments in support of Brightline for the award of tax-exempt private activity bonds. The FDFC approved the Brightline request.
- On September 4 Commissioner Dallari, Virginia and I met with Commissioner Welch from Pinellas County and Whit Blanton, the Executive Director of Forward Pinellas. This was scheduled as a follow-up meeting from the joint meeting of the CFMPOA and TBARTA CCC back in July. We discussed a number of items and issues of mutual concern and how we could accomplish more by working closely on some of the issues.
- I attended and participated in the Florida Transportation Commission Meeting in Tallahassee on September 6-7. On September 6 I attended the program and heard all the transportation agency reports to the commission, On Friday, the 7th I participated on a panel discussion of transit needs in the state. Others serving on the panel included the Executive Director of the Miami Dade MPO and the Interim Executive Director from TBARTA.

- House Transportation & Infrastructure Committee Chairman Shuster submitted a proposal shortly before the August recess. Because the House has been on recess since the proposal was released, nothing has happened with it yet. Not likely to be a willingness to consider raising any taxes right now. A summary of the proposal is attached. If after reading the discussion paper you would like the complete language of the bill please let me know.
- The Executive Committee will be meeting after the November Board Meeting to discuss legislative issues to be approved by the Board in December. The committee will also be discussing MetroPlan Officers for 2019.
- The Executive Committee will be meeting in December to discuss rail to the airport. This is consistent with Board action at the July meeting.



Discussion Draft Section by Section

Title I – Highway Trust Fund

Subtitle A – Future of the Highway Trust Fund.

Section 101. Highway Trust Fund Commission.

This section establishes a Highway Trust Fund Commission. The Commission will submit a report to Congress that includes recommendations to achieve the long-term solvency of the HTF and the corresponding legislation required to enact those recommendations. This section also includes a provision that allows for expedited consideration of the legislation by Congress.

Section 102. Per-mile User Fee Surface Transportation System Funding Pilot.

This section establishes a national, volunteer-based pilot program to demonstrate whether a per-mile user fee can replace the existing user fees on gasoline and diesel, which are the primary sources of revenue for the HTF. Volunteers can be owners of both passenger vehicles and commercial motor vehicles, as well as an owner of a fleet commercial of motor vehicles. The pilot program would be administered by the Secretary of Transportation, in coordination with the Secretary of the Treasury.

Subtitle B – Highway Trust Fund Reform.

Section 111. Elimination of Reduced Rate for Intercity and Local Public Transportation Buses.

This section eliminates the reduced user fee on fuel used by certain intercity and local public transportation buses. The reduced user fee on fuel used by school buses remains in effect.

Section 112. Application of Tax on Diesel to Certain Passenger Trains.

This section reinstates the 4.3 cents per gallon user fee on diesel used by passenger trains eligible for funding under certain federal public transportation programs. The user fee is indexed to inflation.

Section 113. Electric Vehicle Battery Excise Tax.

This section establishes a 10 percent user fee on the wholesale price of electric batteries used to propel motor vehicles.

Section 114. Bicycle Tire Tax.

This section establishes a 10 percent user fee on the wholesale price of bicycle tires used on adult bicycles.



Subtitle C – Highway Trust Fund Solvency.

Section 121. Increase in Tax on Motor Fuels.

This section increases the federal user fees on gasoline and diesel fuel by 15 cents per gallon and 20 cents per gallon, respectively. These increases are phased in over a period of three calendar years. Once the phase in is complete, the new user fees are indexed to inflation. On September 30, 2028, the rates for these user fees become zero. This section also provides for corresponding increases in similar user fees on alternative fuels.

Section 122. Floor Stocks Tax.

This section imposes a floor stocks tax on certain fuels under limited circumstances.

Section 123. Extension of Other Highway-Related Taxes.

This section extends the other users fees, which provide revenue for the HTF, that were not addressed by previous sections, as well as certain exemptions from those user fees through September 30, 2028.

Section 124. Extension of Transfers of Certain Taxes.

This section extends the transfers of revenue from the user fees into the HTF through September 30, 2028.

Section 125. Extension of Highway Trust Fund Expenditure Authority.

This section extends the expenditure authority of the Highway Trust Fund through September 30, 2021.

Title II – Investment in Infrastructure

Subtitle A – Transportation Infrastructure.

Section 201. Infrastructure Improvements.

This section authorizes the National Infrastructure Investments Program to make investments in transportation infrastructure. It directs the Secretary of Transportation to award grants on a competitive basis to eligible applicants. Thirty percent of annual grant awards must go to projects located in rural areas.

This section also establishes a set-aside for incentive grants. Incentive grants would be given to eligible applicants that have leased an infrastructure asset to the private sector and have certified that the proceeds from the lease will be used to make other infrastructure improvements. The incentive grants can only be used to make improvements to transportation infrastructure.

Finally, this section establishes a set-aside and a transparent process for a future Congress to authorize nationally significant transportation projects. This process is similar to the process Congress used to authorize new projects in recent Water Resources Development Acts.



Section 202. Extension of Federal Surface Transportation Programs.

This section provides an additional year of certainty to non-federal partners by extending the funding, policies, and programs of the FAST Act through fiscal year 2021.

Section 203. Repeal of Rescission.

This section repeals the approximately \$7.6 billion rescission of federal highway funding in the FAST Act. This section prevents state departments of transportation from potentially having to shelve needed investments in our Nation's surface transportation system.

Section 204. Additional Authorizations.

This section provides additional funding, subject to the availability of appropriations, for certain highway, public transportation, and rail programs for fiscal years 2019, 2020, and 2021.

Section 205. Nationally Significant Freight and Highways Projects.

This section establishes a set-aside and a transparent process within the FAST Act's National Significant Freight and Highways Projects Program for a future Congress to authorize nationally significant highway, bridge, and freight projects.

Subtitle B – Water Resources.

Section 211. WIFIA Reauthorization.

This section reauthorizes the Water Infrastructure Finance and Innovation Act (WIFIA) program. This section allows the Army Corps of Engineers (Corps) to enter into an agreement with the Environmental Protection Agency (EPA) to service loans for the Corps WIFIA program. Additionally, this section would ease administrative burdens on State Infrastructure Financing Authorities when applying for WIFIA loans, and makes other improvements to the program.

Section 212. Technical Assistance for Rural and Small Treatment Works.

This section amends Section 104 of the Federal Water Pollution Control Act (also known as the Clean Water Act or CWA) to allow the EPA to make grants to nonprofit organizations to provide technical assistance relating to financing wastewater infrastructure in rural, small, and tribal municipalities. This section would allow the EPA to better provide assistance to underserved communities to access affordable financing options for constructing and operating wastewater treatment systems in order to maintain compliance with the Clean Water Act.

Section 213. State Management Assistance.

This section reauthorizes an EPA grant program under Section 106 of the CWA that assists States, interstate agencies, and tribes in administering programs for the prevention, reduction, and elimination of pollution in the Nation's waterways. These grants support cooperative federalism by providing funding to build and sustain effective water quality programs that ensure the health of our Nation's water bodies.

Section 214. Watershed Pilot Projects.

This section formally authorizes EPA's on-going efforts under Section 122 of the CWA to support states, tribes, and local communities in developing watershed-based plans to achieve water quality standards. Through this program, EPA would provide technical assistance and grants to



municipalities to carry out pilot projects to best manage wet weather discharges on a watershed basis.

Section 215. Nonpoint Source Management Programs.

This section reauthorizes EPA's CWA Section 319 Nonpoint Source Management Program to provide technical and financial assistance to states, territories, and tribes to implement a variety of nonpoint source projects. Nonpoint source pollution – principally nitrogen, phosphorus, and sediments - continues to be an impediment to improving water quality. Reauthorization of this important program continues the important Federal role in protecting the Nation's water through innovative approaches and effective partnerships with state and local partners.

Section 216. State Water Pollution Control Revolving Funds.

This section amends Title VI of the CWA to reauthorize the Clean Water State Revolving Funds (CWSRF) program and increase financial assistance for communities of fewer than 10,000 individuals. Additionally, this section requires the EPA to establish simplified procedures for communities to obtain assistance through the CWSRF program.

Section 217. Harbor Maintenance Trust Fund Discretionary Spending Limit Adjustment.

This section establishes a specific budgetary mechanism to allow revenue deposited in the Harbor Maintenance Trust Fund to be appropriated and expended to address the maintenance dredging needs of U.S. commercial harbors.

Subtitle C – Economic Development.

Section 221. Economic Development Administration Reauthorization.

This section reauthorizes the Economic Development Administration through 2023.

Title III – Innovative Project Finance

Section 301. Authorization for Credit Risk Premium Payments for Railroad Rehabilitation and Improvement Financing.

This section authorizes funds for fiscal years 2019 through 2021 for the direct cost of loans and loan guarantees for Railroad Rehabilitation and Improvement Financing (RRIF) program. These authorizations for coverage of the credit risk premiums will help leverage private-sector dollars and expertise in rail infrastructure projects.

Section 302. Public Buildings Public-Private Partnership Pilot Program.

This section directs the General Services Administration (GSA) to carry out a pilot program to complete 3 to 5 building projects as public private partnerships consistent with Office of Management and Budget scoring rules and requires the GSA to conduct a review and evaluation of projects executed under the pilot program. This pilot project will help the GSA determine how best to leverage private-sector dollars and expertise to construct and rehabilitate federal buildings.



Section 303. Federal Capital Revolving Fund.

This section creates a new \$10 billion federal capital revolving fund managed by the GSA to help finance the costs of constructing and rehabilitating federal buildings. The fund will provide financing for large federal capital projects by allowing federal agencies to borrow from the fund for such projects and pay back the fund over time.

Section 304. Reenactment of Coast Guard Housing Authorities.

This section will reduce a decade's old backlog of shoreside infrastructure projects and improve the quality of life for Coast Guard servicemembers by providing the Service the authority to enter into public private partnerships to rehabilitate old and construct new military family housing for servicemembers and their dependents.

Title IV – Accelerating Project Delivery

Section 401. One Federal Decision.

This section directs the National Surface Transportation and Innovative Finance Bureau (Bureau), which was established by the FAST Act, to be the entity within the Department of Transportation (Department) that is responsible for carrying out various activities to accelerate project delivery. It also enables the Bureau to provide technical assistance on compliance with the National Environmental Policy Act to all non-federal sponsors of transportation projects. It directs the Bureau, in coordination with other modal administrations and federal agencies as applicable, to ensure that a record of decision is issued for a transportation project within two years. Finally, it requires the Bureau to maintain the permitting dashboard within the Department.

Section 402. Application of Categorical Exclusions for Transportation Projects.

This section expedites the environmental review process by enabling a categorical exclusion for a project under one modal administration of the Department to be applied to a project under a different modal administration.

Section 403. Pilot Program on the Use of Innovative Practices for Environmental Reviews.

This section establishes a pilot program to allow for the use of innovative approaches to environmental review process in order to accelerate project delivery while still maintaining environmental protections.

Section 404 – Section 401 Certification Reform.

This section amends section 401 of the CWA to clarify that states may only consider water quality requirements which are consistent with the intent and goals of the CWA and with appropriate water quality requirements under state law when providing a 401 certification for a project.



FDOT District Five - Orlando and Oviedo Operations
420 West Landstreet Road, Orlando, 32824
2400 Camp Road, Oviedo, 32765
Orlando: 321-319-8100 Oviedo: 407-278-2800

Outside Consultant

In-House Construction

Maintenance

Project Status Report as of August 22, 2018

ORANGE

SR 15 (Hoffner Avenue) from North of Lee Vista Boulevard to Conway Road

FIN # 239266-3-52-01, 239266-4-52-01

CONTRACT # T5521

Conventional

PROJECT DESCRIPTION: Widen Hoffner Avenue from two to four lanes, with bike lanes and sidewalk

					TIME	COST
CONTRACTOR:	Prince Contracting LLC	LET DATE:	3/25/2015	ORIGINAL:	1,300	\$37,089,690.00
FED. AID #:	N/A	NTP:	6/10/2015	CURRENT:	1,429	\$37,800,264.15
FUND TYPE	Construction	TIME BEGAN:	8/10/2015	ELAPSED:	1,106	\$36,999,426.43
		WORK BEGAN:	8/10/2015	% ORIGINAL:	85.08%	99.76%
		EST. COMPLETION:	Summer 2019	% TO DATE:	77.40%	97.88%

CONTACT		PHONE		EMAIL
PROJECT ADMINISTRATOR	Dan Barbato	O: 561-578-4500 C: 561-719-9885		dbarbato@targetengineering.com
FDOT PROJECT MANAGER	Trevor Williams	O: 407-482-7820		trevor.williams@dot.state.fl.us
CONTRACTOR'S PROJECT MANAGER:	Thomas F. Hill	O: 407-374 2931 C: 407-702-8579		tfhill@princecontracting.com

ORANGE

SR 423 (John Young Parkway) from SR 50 to Shader Road

FIN # 239496-3-52-01

CONTRACT # T5538

Conventional

PROJECT DESCRIPTION: Widen SR 423 (John Young Parkway) from four to six lanes from SR 50 to Shader Road.

					TIME	COST
CONTRACTOR:	Southland Construction Inc.	LET DATE:	8/30/2017	ORIGINAL:	765	\$27,752,000.00
FED. AID #:	8785019U	NTP:	11/07/2017	CURRENT:	796	\$27,752,000.00
FUND TYPE	Conventional	TIME BEGAN:	1/7/2017	ELAPSED:	218	\$6,126,268.56
		WORK BEGAN:	1/7/2017	% ORIGINAL:	28.50%	22.08%
		EST. COMPLETION:	Spring 2020	% TO DATE:	27.39%	22.08%

CONTACT		PHONE		EMAIL
PROJECT ADMINISTRATOR	John Bailey	C: 407-466-4387		john.bailey@kisingercampo.com
FDOT PROJECT MANAGER	Carlton Daley	O: 321-319-8129 C: 407-832-1694		carlton.daley@dot.state.fl.us
CONTRACTOR'S PROJECT MANAGER:	Jomo K. Forbes	O: 407-889-9844 C: 407-496-4274		JomoF@southlandconstruction.com

ORANGE

SR 482 (Sand Lake Road) from West of International Drive to East of Florida's Turnpike

FIN # 407143-4-52-01, 407143-5-52-01, 407143-6-62-01

CONTRACT # T5552

Conventional

PROJECT DESCRIPTION: Widen and reconstruct Sand Lake Boulevard from west of International Drive to east of Florida's Turnpike, including International Drive from Jamaican Court to North of Sand Lake Road

					TIME	COST
CONTRACTOR:	Prince Contracting LLC	LET DATE:	6/08/2016	ORIGINAL:	1,050	\$75,824,482.00
FED. AID #:	MULT009R	NTP:	8/18/2016	CURRENT:	1,131	\$76,905,189.40
FUND TYPE	Conventional Pay Item	TIME BEGAN:	10/14/2016	ELAPSED:	668	\$40,202,773.57
		WORK BEGAN:	10/14/2016	% ORIGINAL:	63.62%	53.02%
		EST. COMPLETION:	Late 2019	% TO DATE:	59.06%	52.28%

CONTACT		PHONE		EMAIL
PROJECT ADMINISTRATOR	Robert Murphy	O: 407-875-8900 C: 813-918-6390		rpmurphy@transystems.com
FDOT PROJECT MANAGER	Trevor Williams	O: 321-319-8138 C: 407-625-4360		trevor.williams@dot.state.fl.us
CONTRACTOR'S PROJECT MANAGER:	Neil Parekh	O: 407-737-6741 C: 305-753-8621		nparekh@princecontracting.com

Project Status Report as of August 22, 2018

OSCEOLA						
SR 500 (US 192) from Aeronautical Drive to Budinger Avenue						
FIN #	239682-1-52-01					
CONTRACT #	T5530					
Conventional						
PROJECT DESCRIPTION: Widening U.S. 192 from four to six lanes. Additional improvements include milling and resurfacing, drainage improvements, removal and replacement of an existing bridge on S.R. 500 over the St. Cloud canal.						
					TIME	COST
CONTRACTOR:	JR Davis Construction	LET DATE:	6/24/2015	ORIGINAL:	1,100	\$37,673,820.99
FED. AID #:	N/A	NTP:	8/31/2015	CURRENT:	1,321	\$38,579,417.74
FUND TYPE	Conventional Pay Item	TIME BEGAN:	3/31/2016	ELAPSED:	868	\$26,722,947.23
		WORK BEGAN:	3/31/2016	% ORIGINAL:	78.91%	70.93%
		EST. COMPLETION:	Summer 2020	% TO DATE:	65.71%	69.27%
CONTACT			PHONE		EMAIL	
PROJECT ADMINISTRATOR		Jignesh Vyas	C: 407-406-0300		jvyas@saiengr.com	
FDOT PROJECT MANAGER		Ray Gopal	O: 321-319-8133 C: 321-229-8213		uvendra.gopal@dot.state.fl.us	
CONTRACTOR'S PROJECT MANAGER:		Bruce Baker	C: 407-572-3881		bruce.baker@jr-davis.com	

OSCEOLA						
SR 423/SR 600 (John Young Parkway) from Portage Street to Vine Street						
FIN #	418403-2-52-01					
CONTRACT #	T5506					
Conventional						
PROJECT DESCRIPTION: Pavement widening, median access changes, drainage improvements, curb and gutter, sidewalk, milling and resurfacing, pavement markings and signing, signalization, and water and sanitary sewer construction.						
					TIME	COST
CONTRACTOR:	Masci Construction	LET DATE:	6/17/2015	ORIGINAL:	800	\$12,348,616.43
FED. AID #:	N/A	NTP:	8/17/2015	CURRENT:	1,038	\$13,441,375.63
FUND TYPE	Conventional Pay Item	TIME BEGAN:	11/16/2015	ELAPSED:	1,001	\$11,820,393.39
		WORK BEGAN:	11/16/2015	% ORIGINAL:	125.13%	95.72%
		EST. COMPLETION:	Summer 2018	% TO DATE:	96.44%	87.94%
CONTACT			PHONE		EMAIL	
PROJECT ADMINISTRATOR		Kris Morgan	C: 813-614-3776		kris.morgan@jacobs.com	
FDOT PROJECT MANAGER		Ryan Flipse	O: 321-319-8134 C: 407-625-0342		ryan.flipse@dot.state.fl.us	
CONTRACTOR'S PROJECT MANAGER:		Michael Anderson	O: 386-322-4500		michaelanderson@mascicg.com	

OSCEOLA						
SR 15 (US 441) from East of the Bridge over Florida's Turnpike to North of Tyson Creek Bridge						
FIN #	434406-1-52-01					
CONTRACT #	E5Y74					
Construction Lump Sum						
PROJECT DESCRIPTION: Mill and resurfacing 16.9 miles of US 441 from east of the bridge over Florida's Turnpike to north of the Tyson Creek Bridge. Other improvements include widening to create a turn lane for Canoe Creek Road.						
					TIME	COST
CONTRACTOR:	Hubbard Construction Co.	LET DATE:	2/06/2018	ORIGINAL:	330	\$8,870,872.73
FED. AID #:	N/A	NTP:	4/04/2018	CURRENT:	343	\$8,896,059.63
FUND TYPE	Lump Sum	TIME BEGAN:	4/9/2018	ELAPSED:	124	\$7,805,306.86
		WORK BEGAN:	4/9/2018	% ORIGINAL:	37.58%	87.99%
		EST. COMPLETION:	Early 2019	% TO DATE:	36.15%	87.74%
CONTACT			PHONE		EMAIL	
PROJECT ADMINISTRATOR		Herb Potter	C: 863-258-6540		hpotter@adaptiveCE.com	
FDOT PROJECT MANAGER		Ryan Flipse	O: 321-319-8134		ryan.flipse@dot.state.fl.us	
CONTRACTOR'S PROJECT MANAGER:		Javier Saldana	C: 407-280-5357		javier.saldana@hubbard.com	

Project Status Report as of August 22, 2018

SEMINOLE						
Widening US 17/92 from Shepard Road to Lake Mary Boulevard						
FIN #	240196-1-52-01					
CONTRACT #	T5557					
Conventional						
PROJECT DESCRIPTION: Reconstruct US 17/92 from Shepard Road to Lake Mary Boulevard from a rural four-lane roadway to an urban six-lane roadway. This contract includes construction of a new bridge to replace the existing box culvert at Soldiers Creek.						
					TIME	COST
CONTRACTOR:	Bergeron Land Development	LET DATE:	12/09/2015	ORIGINAL:	990	\$53,326,000.00
FED. AID #:	N/A	NTP:	2/09/2016	CURRENT:	1,122	\$54,454,262.75
FUND TYPE	Conventional Pay Item	TIME BEGAN:	5/31/2016	ELAPSED:	805	\$33,630,936.15
		WORK BEGAN:	5/31/2016	% ORIGINAL:	81.31%	63.07%
		EST. COMPLETION:	Fall 2019	% TO DATE:	71.75%	61.76%
CONTACT			PHONE		EMAIL	
PROJECT ADMINISTRATOR		Chris Davis	O: 321-972-8616 C: 407-466-4151		cdavis@metriceng.com	
FDOT PROJECT MANAGER		Jeff Oakes	O: 407-482-7835 C: 407-832-1354		jeff.oakes@dot.state.fl.us	
CONTRACTOR'S PROJECT MANAGER:		Michael Heim	C: 954-295-2045		mheim@bergeroninc.com	

SEMINOLE						
SR 46 (East 25th Street) from Mellonville Avenue to SR 415 (East Lake Mary Boulevard)						
FIN #	240216-2-52-01					
CONTRACT #	T5548					
Conventional						
PROJECT DESCRIPTION: Widen SR 46 (East 25th Street) to a four-lane roadway, including the addition of bike lanes and sidewalk.						
					TIME	COST
CONTRACTOR:	Southland Construction, Inc	LET DATE:	2/24/2016	ORIGINAL:	860	\$26,475,089.42
FED. AID #:	3141040P	NTP:	4/20/2016	CURRENT:	1,014	\$26,075,596.26
FUND TYPE	Conventional Pay Item	TIME BEGAN:	5/9/2016	ELAPSED:	826	\$19,560,735.66
		WORK BEGAN:	5/9/2016	% ORIGINAL:	96.05%	73.88%
		EST. COMPLETION:	Spring 2019	% TO DATE:	81.46%	75.02%
CONTACT			PHONE		EMAIL	
PROJECT ADMINISTRATOR		Charles Long	O: 407-482-7830 C: 407-625-7591		charles.long@dot.state.fl.us	
CONTRACTOR'S PROJECT MANAGER:		Damon Cottingham	O: 321-230-2538		DamonC@southlandconstruction.com	

LAKE AND SEMINOLE COUNTIES						
SR 429/46 from west of Old McDonald Road to east of Wekiva Park Road (Wekiva Parkway Section 6)						
FIN #	238275-7-52-01					
CONTRACT #	E5Y47					
Design Build						
PROJECT DESCRIPTION: Design 5.5 miles of limited access toll road largely along the existing State Road 46 corridor from west of Old MacDonald Road to east of Wekiva Park Road. The project will include designing: an additional non-tolled, service road for local travel; a new, higher-profile bridge that is aesthetically pleasing over the Wekiva River; and, three wildlife bridges to allow animals to pass safely between the Seminole State Forest, Rock Springs Run State Reserve and Lower Wekiva River Preserve.						
					TIME	COST
CONTRACTOR:	Superior Construction Co. Southeast	LET DATE:	3/22/2017	ORIGINAL:	1,270	\$234,544,468.00
FED. AID #:	3141036P	NTP:	6/27/2017	CURRENT:	1,319	\$232,375,345.09
FUND TYPE	Design Build	TIME BEGAN:	10/18/2017	ELAPSED:	413	\$82,367,259.90
		WORK BEGAN:	10/18/2017	% ORIGINAL:	32.52%	35.12%
		EST. COMPLETION:	Early 2021	% TO DATE:	31.31%	35.45%
CONTACT			PHONE		EMAIL	
CEI PROJECT ADMINISTRATOR		Arnaldo Larrazabal	C: 786-205-2699		arnaldo.larrazabal@rsandh.com	
FDOT PROJECT MANAGER:		Rick Vallier	O: 386-943-5283 C: 386-846-4149		rick.vallier@dot.state.fl.us	
CONTRACTOR'S PROJECT MANAGER:		Jeremy Andrews	C: 904-509-0868		jandrews@superiorfla.com	

Project Status Report as of August 22, 2018

SEMINOLE						
SR 436 from Boston Avenue to east of Anchor Road						
FIN #	434412-1-52-01					
CONTRACT #	T5609					
Construction Lump Sum						
PROJECT DESCRIPTION: Mill and resurface, provide a continuous turn lane on westbound SR 436 at the hospital entrance, pedestrian and drainage improvements, and intersection improvements at Maitland Avenue						
					TIME	COST
CONTRACTOR:	Atlantic Civil Constructors Corp.	LET DATE:	3/28/2018	ORIGINAL:	240	\$2,876,724.92
FED. AID #:	D517111B	NTP:	6/01/2018	CURRENT:	247	\$2,876,724.92
FUND TYPE	Lump Sum	TIME BEGAN:	6/24/2018	ELAPSED:	57	\$293,979.39
		WORK BEGAN:	6/24/2018	% ORIGINAL:	23.75%	10.22%
		EST. COMPLETION:	Spring 2019	% TO DATE:	23.08%	10.22%
CONTACT			PHONE		EMAIL	
CEI PROJECT ADMINISTRATOR		Scott Stagg	O: 407-319-7460 C: 407-362-1309		sstagg@drmp.com	
FDOT PROJECT MANAGER		Charles Long	O: 407-482-7830 C: 407-625-7591		charles.long@dot.state.fl.us	
CONTRACTOR'S PROJECT MANAGER:		Chris Sousa	C: 407-277-8410		chris.sousa@atlantic-civil.com	

SEMINOLE						
Pedestrian Safety Improvements - Ronald Reagan Blvd. from SR 434 to north of Palmetto Avenue						
FIN #	437931-1-52-01					
CONTRACT #	T5615					
Conventional Construction						
PROJECT DESCRIPTION: Pedestrian safety improvements along Ronald Reagan Blvd., including construction of buffered bike lanes, on-street parallel parking, brick pavers and signal modifications.						
					TIME	COST
CONTRACTOR:	American Lighting and Signalization LLC	LET DATE:	3/28/2018	ORIGINAL:	200	\$1,435,272.80
FED. AID #:	D517088B	NTP:	5/23/2018	CURRENT:	201	\$1,435,272.80
FUND TYPE	Conventional	TIME BEGAN:	6/27/2018	ELAPSED:	47	\$37,500.00
		WORK BEGAN:	6/27/2018	% ORIGINAL:	23.50%	2.61%
		EST. COMPLETION:	Early 2019	% TO DATE:	23.38%	2.61%
CONTACT			PHONE		EMAIL	
PROJECT ADMINISTRATOR		Eric Planfier	O: 407-482-7847		eric.planfier@dot.state.fl.us	
CONTRACTOR'S PROJECT MANAGER:		Travis Church	O: 904-886-4300 C: 904-334-7083		tchurch1@asplundh.com	

LAKE AND SEMINOLE COUNTIES						
SR 429/46 from Wekiva Park Road to Orange Boulevard (Wekiva Parkway Section 7A)						
FIN #	240200-2					
CONTRACT #	T5626					
Design Build						
PROJECT DESCRIPTION: This project includes 3.53 miles of limited access toll road largely along the existing State Road 46 corridor from a half mile east of Wekiva Park Road to Orange Boulevard. The project also includes design of a non-tolled road for local travel.						
					TIME	COST
CONTRACTOR:	Astaldi Construction Corp.	LET DATE:	12/06/2017	ORIGINAL:	1,454	\$108,299,973.17
FED. AID #:	3141042P	NTP:	3/02/2017	CURRENT:	1,475	\$108,299,973.17
FUND TYPE	Design Build	TIME BEGAN:	4/2/2018	ELAPSED:	144	\$13,962,359.68
		WORK BEGAN:	4/2/2018	% ORIGINAL:	9.90%	12.89%
		EST. COMPLETION:	Summer 2022	% TO DATE:	9.76%	12.89%
CONTACT			PHONE		EMAIL	
CEI PROJECT ADMINISTRATOR		David Bowden	O: 386-333-9537 C: 407-873-1905		dbowden@go-IEI.com	
FDOT PROJECT MANAGER:		Jeff Oakes	O: 407-482-7835 C: 407-832-1354		jeff.oakes@dot.state.fl.us	
CONTRACTOR'S PROJECT MANAGER:		Allan Fadullon	C: 954-594-5848		a.fadullon@astaldi.com	