



DATE: Wednesday, December 13, 2017

TIME: 9:00 a.m.

LOCATION: MetroPlan Orlando
250 S. Orange Ave, Suite 200
Orlando, Florida 32801

Wireless access available

Network = MpoBoardRoom

Password = mpoaccess

Commissioner Bob Dallari, Board Chairman, Presiding

PLEASE SILENCE CELL PHONES

- | | | |
|------|--|--------------------------------|
| I. | CALL TO ORDER AND PLEDGE OF ALLEGIANCE | Chairman Dallari |
| II. | CHAIRMAN'S ANNOUNCEMENTS | Chairman Dallari |
| III. | EXECUTIVE DIRECTOR'S ANNOUNCEMENTS | Mr. Harold Barley |
| IV. | CONFIRMATION OF QUORUM | Ms. Cathy Goldfarb |
| V. | AGENDA REVIEW | Mr. Harold Barley |
| VI. | COMMITTEE REPORTS | |
| | Municipal Advisory Committee | Council President John Dowless |
| | Community Advisory Committee | Mr. Tom O'Hanlon |
| | Technical Advisory Committee | Ms. Mary Moskowitz |
| | Transportation Systems Management & Operations Committee | Ms. Joedel Zaballero |

VII. PUBLIC COMMENTS ON ACTION ITEMS

Comments from the public will be heard pertaining to Action Items on the agenda for this meeting. People wishing to speak must complete a "Speakers Introduction Card." Each speaker is limited to two minutes. People wishing to speak on other items will be acknowledged under Agenda Item XIV.

VIII. CONSENT AGENDA (Tab 1)

- A. Approval of Minutes from November 8, 2017 Board meeting**
- B. Approval of October 2017 Monthly Financial Report and Acknowledgement of October 2017 Travel Report**
- C. Approval of Budget Amendment No. #4**
- D. Authorization for Board Officer Travel in 2018**
- E. Contribution to the University of Central Florida Foundation for the Urban & Regional Planning Program's Distinguished Lecture Series**
- F. Approval of Sole Source Contract with Sugar Access**
- G. Approval of Board Resolution Designating LYNX as the Community Transportation Coordinator**
- H. Approval of New Investment Policy**
- I. Approval of Revised Bylaws for Community Advisory Committee**

IX. OTHER ACTION ITEMS

- A. Board Approval of Amendments to the Transportation Improvement Program (TIP) for FY 2017/18-2021/22 (ROLL CALL VOTE REQUIRED) – Mr. Keith Caskey (Tab 2)**
- B. Election of Board Officers for 2018 – Mr. Steve Bechtel (Tab 3)**

X. INFORMATION ITEMS FOR ACKNOWLEDGEMENT (Action Item) (Tab 4)

A. Correspondence

- Letter from Chairman Dallari to Congressman John Mica transmitting Board Resolution dated November 13, 2017
- Sample letter sent from Mr. Barley to members of the Central Florida Legislative Delegation who represent areas where projects were deferred in the proposed FDOT Five-Year Work Program dated October 31, 2017
- Letter from Lake County Commissioner Leslie Campione to Wekiva River Basin Commission Chairman Lee Constantine regarding a proposed change to the Wekiva Parkway project dated November 7, 2017
- Memorandum from Mr. Barley to Board Members regarding the Florida MPO Advisory Council's Weekend Training Institute for Elected Officials in 2018, dated November 3, 2017

- Memorandum from Mr. Barley to Board Members with the official 2017 Population Estimates dated October 31, 2017
- Letter from Mr. Brian Stanger (FDOT/D5) to Chairman Dallari, Subject: Variance Between Adopted and Tentative Work Programs – FY 2018/19-2021/22, dated November 7, 2017

B. Status Updates

- FDOT Monthly Construction Status Report – October 2017
- Legislative Session Update as of December 1, 2017

C. General Information

- Board-approved meeting calendar for 2018
- MetroPlan Orlando's Holiday Reception – December 14, 2017 (2:00-4:00 p.m.)
- Report on federally funded transportation projects in the region submitted to USDOT
- Florida State Legislative Session begins – January 9, 2018
- Florida MPO Advisory Council meeting – February 1, 2018
- Quarterly meeting of the Transportation Disadvantaged Local Coordinating Board – February 15, 2018 hosted by MetroPlan Orlando

D. Featured Articles and Research

- “Blueprint for Autonomous Urbanism,” National Association of City Transportation Officials – Fall 2017
https://nacto.org/wp-content/uploads/2017/11/BAU_Mod1_raster-sm.pdf
- “If you think traffic is bad now, wait for the inland migration,” Think Progress, April 2017
<https://thinkprogress.org/sea-level-migration-inland-d5f9e995c8bd/>

Link to white paper

https://www.nature.com/articles/nclimate3271.epdf?author_access_token=Hvxidg4gL10OzWEvyEXiLtRgNOjAJWeI9jnR3ZoTvONFv3_2_MZIRrCavou7VputYOZ0x-UWFD09j5eSgqBhP56-FYSZJPA8_HdSRdII79npShOcx0Gd16aq4FimtdoF

- “Kicking the drive-alone habit has been key to Seattle’s economic boom,” Mobility Lab, November 7, 2017
<https://mobilitylab.org/2017/11/07/kicking-drive-alone-habit-key-seattles-economic-boom/>
Part II
<https://mobilitylab.org/2017/11/09/seattle-businesses-buy-vision-transit-driven-economy/>

XI. OTHER BUSINESS

- A. Wekiva Parkway Progress Report – Ms. Mary Brooks
- B. LYNX Update – Mr. Edward Johnson
- C. Overview of the USDOT Grant under the Advanced Transportation and Congestion Management Technologies Deployment Initiative awarded to FDOT, MetroPlan Orlando and the University of Central Florida - Mr. Jeremy Dilmore

XII. BOARD MEMBER COMMENTS

XIII. PUBLIC COMMENTS (GENERAL)

XIV. NEXT MEETING: Wednesday, February 14, 2018

XV. ADJOURNMENT

In accordance with the Americans with Disabilities Act (ADA), if any person with a disability as defined by the ADA needs special accommodations to participate in this proceeding, he or she should contact Ms. Cathy Goldfarb, Senior Board Services Coordinator, at MetroPlan Orlando, 250 S. Orange Avenue, Suite 200, Orlando, Florida, 32801 or by telephone at (407) 481-5672 x315 or email at cgoldfarb@metroplanorlando.org at least three business days prior to the event.

Persons who require translation services, which are provided at no cost, should contact Ms. Cathy Goldfarb, Senior Board Services Coordinator, at MetroPlan Orlando at 250 S. Orange Avenue, Suite 200, Orlando, Florida 32801 or by telephone at (407) 481-5672 x315 or by email at cgoldfarb@metroplanorlando.org at least three business days prior to the event.

As required by Section 286.0105, Florida Statutes, MetroPlan Orlando hereby notifies all interested parties that if a person decides to appeal any decision made by MetroPlan Orlando with respect to any matter considered at such meeting or hearing, he or she may need to ensure that a verbatim record is made to include the testimony and evidence upon which the appeal is to be based.

TAB 1





MetroPlan Orlando Board

MEETING MINUTES

DATE: Wednesday, November 8, 2017

TIME: 9:00 a.m.

LOCATION: MetroPlan Orlando
Park Building
250 S. Orange Ave, Suite 200
Orlando, FL 32801

Commissioner Bob Dallari, Board Chairman, Presided

Members

Hon. Jim Fisher for Hon. Jose Alvarez, City of Kissimmee
Mr. Dean Asher, GOAA
Hon. Pat Bates, City of Altamonte Springs
Hon. Pete Clarke, Orange County
Hon. Lee Constantine, Seminole County
Hon. Bob Dallari, Seminole County
Hon. John Dowless, Municipal Advisory Committee
Hon. Buddy Dyer, City of Orlando
Hon. Cheryl Grieb, Osceola County
Hon. Samuel B. Ings, City of Orlando
Hon. Teresa Jacobs, Orange County
Hon. Viviana Janer, LYNX/Central Florida Commuter Rail Commission
Hon. Joe Kilsheimer, City of Apopka
Hon. Emily Bonilla for Hon. Bryan Nelson, Orange County
Hon. Victoria Siplin, Orange County
Mr. Stephen Smith, Sanford Airport Authority
Hon. Jennifer Thompson, Orange County
Hon. Betsy VanderLey, Orange County

Advisors in Attendance:

Ms. Mary Moskowitz, Technical Advisory Committee
Ms. Joedel Zaballero, Transportation Systems Management & Operations Committee
Mr. Tom O'Hanlon, Community Advisory Committee

Members/Advisors not in Attendance:

Hon. Fred Hawkins, Jr., Central Florida Expressway Authority
FDOT Secretary Steve Martin, District 5
Hon. Jeff Triplett, City of Sanford
Vacant, Kissimmee Gateway Airport

Staff in Attendance:

Mr. Harold Barley
Mr. Steve Bechtel, Mateer & Harbert
Mr. Keith Caskey
Ms. Lisa Smith
Ms. Cathy Goldfarb
Mr. Eric Hill
Ms. Mary Ann Horne
Mr. Gary Huttman
Ms. Cynthia Lambert
Mr. Nick Lepp
Mr. Jason Loschiavo
Ms. Sally Morris
Ms. Virginia Whittington
Ms. Elizabeth Whitton
Mr. Mighk Wilson
Mr. Joe Davenport
Ms. Robin Cusimano

I. CALL TO ORDER AND PLEDGE OF ALLEGIANCE

Commissioner Bob Dallari called the meeting to order at 9:00 a.m. Mayor Pat Bates led the Pledge of Allegiance.

II. CHAIRMAN'S ANNOUNCEMENTS

Commissioner Dallari congratulated Mayor Bates on her recent reelection. He provided an update on the Longwood flooding issue and thanked FDOT for stepping up to address the issue. Commissioner Dallari reported that the Regional Leadership Council met October 11th immediately following the Board meeting and discussed the INVEST Grant and the scheduling of an INVEST Summit February 7, 2018 at Ace Café, along with the federal requirements in MAP-21 and the FASTAct legislation for adopting performance measures.. He called attention to a SunRail Orientation program held for several people from the Tampa Bay Partnership on October 19 that he participated in. The orientation program was hosted by Jacob Stuart and

Tim Giuliani from the Orlando Economic Partnership and included some other local elected officials and key staff. He thanked Ms. Nicola Liquori, SunRail Executive Director, for her help in making the orientation program a success. Commissioner Dallari provided a report on the Commuter Rail Commission Workshop which was held at MetroPlan Orlando on November 1st. He told Board members that discussion took place regarding the transition to local partners and current agreements will be reviewed by partner agencies to see what changes need to be made. In addition, he reported discussion took place regarding SunRail Phase II North, including an option to reduce costs for that phase. Commissioner Dallari added that the Personnel Committee met November 7th and discussed the recruitment plan for Mr. Barley's successor. The recruitment plan was sent out to Board members after the meeting and will be an action item later in the agenda.

III. EXECUTIVE DIRECTOR'S ANNOUNCEMENTS

Mr. Harold Barley reported that Commissioner Bonilla was in attendance representing Commissioner Nelson and Commissioner Jim Fisher was representing Mayor Alvarez. He introduced guests Mr. Tom Self and Ms. Sarah Davila-Aranguibel from Senator Rubio's office and noted that Commissioner Tony Ortiz, City of Orlando, was planning on being in attendance. Mr. Barley reported that the Best Foot Forward pedestrian safety campaign was launched in Osceola County on Monday, October 30th. He called attention to the recent dedication of a statue of Mayor Land at Apopka City Hall; Mr. Gary Huttman attended representing MetroPlan Orlando. Mayor Kilsheimer added that there will be a future dedication of an additional statue at Kit Land Nelson Park. Mr. Barley announced that Mr. Keith Caskey was marking his 35th anniversary at MetroPlan Orlando. He also announced that a holiday drop in reception would be held, in place of the annual Volunteer Appreciation luncheon, Thursday, December 14 from 2:00 – 4:00 p.m. He added Help Now of Osceola, Inc. would be the beneficiary of this year's holiday toy drive. Commissioner Grieb spoke briefly about the Help Now Osceola organization and what they do.

IV. CONFIRMATION OF QUORUM

Ms. Cathy Goldfarb confirmed a quorum of 18 voting members present. Also present were 3 advisors; and the meeting having been duly convened was ready to proceed with business.

V. AGENDA REVIEW

Mr. Barley reported that they were ready to move forward with the agenda as printed.

VI. COMMITTEE REPORTS

Council President John Dowless reported that the Municipal Advisory Committee met on November 2, 2017 and recommended approval of the FDOT Amendment to the FY 2017/18-2021/22 TIP and the 2018 meeting schedule.

Mr. Tom O'Hanlon reported that Community Advisory Committee members met on October 25, 2017 at the FDOT Urban office and he thanked FDOT staff for hosting the meeting. CAC members toured the regional traffic management center and learned what happens behind the scenes, along with exciting things that are being planned for the \$11.9 million federal grant just received for safety and technology projects. CAC recommended approval of the amendments to the Transportation Improvement Program and the 2018 meeting schedule.

In addition, he reported, they appointed an officer selection subcommittee, which will meet later in November. Committee members received presentations on the Tentative Five-Year Work Program from FDOT and Florida's Turnpike Enterprise, a study that LYNX has underway on SR 436 and the new LYNX Bus Tracker app. Mr. O'Hanlon added that this is something CAC members have been requesting for a long time, and they were thrilled to see the great new app.

Ms. Mary Moskowitz reported that Technical Advisory Committee members met on October 27, 2017 and recommended approval of the TIP amendment, following a discussion on the need for local jurisdictions to be more directly involved in selecting projects from the Prioritized Project List to be funded in the TIP. TAC members also appointed an officer selection subcommittee and recommended approval of the 2018 Board and committee meeting schedule. Committee members heard presentations on the new Tentative Five Year Work Program, the SR 436 Transit Corridor Study, and administrative amendments to the 2040 L RTP.

Ms. Joedel Zaballero reported that the Transportation Systems Management & Operations Committee met on October 27, 2017 and approved the amendments to the FY 2017/18 - 2021/22 Transportation Improvement Program (TIP), an Officer Selection Subcommittee for the 2018 TSMOAC Chairman and Vice-Chairman and the Proposed 2018 Board/Committee Meeting Schedule. Committee members received a presentation on the Work Zone Impacts Strategies Estimator (WISE) project, and had a discussion on the emergence of connected and autonomous vehicles, the number of demonstrations of this technology in the region and a potential need for a workshop for better coordination and organization of local demonstrations. Staff, she noted, would provide a workshop proposal at the December TSMO meeting for a workshop in the first quarter of 2018.

VII. PUBLIC COMMENTS ON ACTION ITEMS

Ms. Joanne Counelis expressed the need for 24 hour bus and train service seven days a week.

VIII. CONSENT AGENDA

- A. Approval of Minutes from October 11, 2017 Board meeting**
- B. Approval of September 2017 Monthly Financial Report and Acknowledgement of September 2017 Travel Reports**
- C. Approval of Budget Amendment No. #3**
- D. Approval to Board Resolution No. 17-15 Honoring Congressman John L. Mica**
- E. Approval of Board and Committee Meeting Schedule for 2018**

MOTION: Mayor Joe Kilsheimer moved approval of the Consent Agenda. Mayor Teresa Jacobs seconded the motion, which passed unanimously.

IX. OTHER ACTION ITEMS

A. Board Approval of TIP Amendment to include new funding for 14 projects

Mr. Keith Caskey reviewed the amendment projects being presented, noting that new funding was being allocated to the projects.

MOTION: Commissioner Viviana Janer moved approval of the TIP Amendment. Commissioner Cheryl Grieb seconded the motion, which passed unanimously (Roll Call Vote Conducted).

B. Board Approval and Acceptance of the Annual Financial Report and Audit

Mr. William Blend, Moore Stephens Lovelace, PA, told Board members that he was presenting the Annual Financial Report and Audit. He noted that a letter that is a required communication regarding the report had been included in the agenda packet. Mr. Blend thanked Mr. Barley, Mr. Jason Loschiavo and staff for their assistance during the audit process. The complete financial report was available on the MetroPlan Orlando website at:

<https://metroplanorlando.org/wp-content/uploads/MetroPlan-Orlando-FY2017-Annual-Financial-Report-FINAL-for-website.pdf>

MOTION: Mayor Teresa Jacobs moved approval of the Annual Financial Report and Audit. Commissioner Pete Clarke seconded the motion, which passed unanimously.

C. Board Approval of the Personnel Committee's Recommendation on the Executive Director's Recruitment Plan and Schedule

Commissioner Dallari reported that the Board's Personnel Committee met on November 7, the day prior to the Board meeting. The Committee's recommendations had been sent to all Board members electronically immediately following that meeting, for their review, and the document was also provided in the supplemental folders. Mayor Jacobs inquired about the make-up of the Personnel Committee, due to Immediate Past Chair, Commissioner Scott Boyd, no longer holding public office. Mr. Barley responded that last year an additional member was appointed by the Board and moving forward Commissioner Dallari would be serving as Past Chair, so the committee would be fully constituted.

MOTION: Commissioner Lee Constantine moved approval of the Personnel Committee's recommendation on the Executive Director's Recruitment Plan and Schedule. Commissioner Samuel Ings seconded the motion, which passed unanimously.

X. INFORMATION ITEMS FOR ACKNOWLEDGEMENT

A. Correspondence

- Letter from Chairman Dallari to the Amazon HQ2 Site Selection Team dated October 16, 2017
- Memorandum from Mr. Barley to Board Members dated October 17, 2017, Subject: Correction/Clarification for the Record

- Letter (and Resolution) from Mayor Kilsheimer to Mr. Barley dated October 20, 2017, Subject: Wekiva Parkway Interchange

B. Status Updates

- FDOT Monthly Construction Status Report – October 2017
- FDOT Quarterly Variance Report

C. General Information

- Quarterly Transportation Disadvantaged Local Coordinating Board Meeting and Annual Public Meeting – November 9, 2017
- Jacob Stuart’s Retirement Tribute – November 10, 2017
- UCF Distinguished Lecture Series/Master’s Program in Urban & Regional Planning sponsored by MetroPlan Orlando – November 9, 2017
- Board-approved State Legislative Priorities for 2018 Session
- Central Florida Commuter Rail Commission Meeting – December 1, 2017

D. Featured Articles and Research

- “P3 Governance: Ensuring Public-Private Partnerships are Built to Last,” Governing Magazine, 2017
http://c.ymcdn.com/sites/www.surety.org/resource/resmgr/public-public/GOV17_HANDBOOK_P3_V.pdf
- “Manual on Pedestrian and Bicycle Connection to Transit,” Federal Transit Administration, August 2017
<https://www.transit.dot.gov/sites/fta.dot.gov/files/docs/research-innovation/64496/ftareportno0111.pdf>
- “Florida Bicycling Street Smarts – Cycling Savvy Edition,” American Bicycling Education Association, 2017 (books contained in the sleeve of Board members’ agenda workbooks)
- “28 Flavors of Infrastructure,” Governing Magazine, August 2017

MOTION: Mr. Dean Asher moved approval of the Information Items for Acknowledgement. Commissioner Viviana Janer seconded the motion, which passed unanimously.

XI. OTHER BUSINESS

A. Next LRTP Update

Mr. Nick Lepp presented several Administrative Amendments to the 2040 Long Range Transportation Plan. The amendments added projects to the locally funded list for Orange County. The Amendments had no impact on the Cost Feasible plan or funding of adopted projects and no action was required. The Board also received information on deadlines and updates to the Long Range Transportation Plan that are needed to meet the planning requirements identified in MAP-21 & the FAST Act.

B. Overview of FDOT's Proposed FY 2018/29 – 2022/23 Tentative Five Year Work Program

Mr. Brian Stanger, FDOT, reported that the information being presented was for FY 2019-2023. He reported that general revenue funding was down and there had been a 10-20% increase in construction costs, both of which were having an impact on projects. Mr. Stanger added that the priority was to stabilize the existing project list before new projects could be added to the Work Program and any deferred projects would have first priority to be added back in. He reviewed the six projects being deferred in Orange, Osceola and Seminole counties. Mr. Stanger noted that FDOT is coordinating with Florida's Turnpike Enterprise on the Colonial Parkway project. Commissioner Bonilla asked about the deferring of the SR 50 projects, which she understood was due to the FTE project. Mr. Stanger responded that the SR 50 projects are being deferred due to the funding shortage.

Ms. Carol Scott, FTE told Board members that additional information, including a map, was included in the supplemental folders. She reported that \$700 million in funding was being allocated to MetroPlan Orlando area projects. Ms. Scott reviewed projects in Florida's Turnpike Enterprise Tentative Five Year Work Program, which included widening of the Mainline, the relocation of the tandem truck lot from the I-4/Turnpike area to a location at the Turkey Lake Service Plaza and 91 miles in resurfacing projects. She noted that there were a number of interchange projects included in the work program. Ms. Scott told board members that PD&E for the Colonial Parkway project is scheduled for 2018/2019 and design in 2020. She added that the project kick off open house is scheduled for November 30th, 5:30 p.m. at the Doubletree East in the UCF area. A presentation on the Colonial Parkway project will be scheduled for a future Board meeting. Ms. Scott called attention to a project that is being coordinated with Central Florida Expressway Authority to widen a one-mile stretch of SR 417 from the Seminole County line to Aloma Avenue. This project will alleviate the possible traffic bottleneck due to widening projects north and south of the area. Commissioner Grieb asked about the Kissimmee Park Road project future funding. Ms. Scott responded that currently only design is funded. Commissioner VanderLey inquired about the Turnpike/SR 528 interchange project and if it will make the interchange fully functional in all directions. Ms. Scott responded that PD&E is only scheduled at this time, but she would research the project further and report back. (Following the meeting, Ms. Scott reported that the alternative analysis phase of the project is now underway and a public meeting will be held in the summer of 2018.) Commissioner Dallari requested that any updates for Board members be directed through Mr. Barley. Commissioner Bonilla asked if the Colonial Parkway project would be elevated or at grade. Ms. Scott responded that both options are currently being looked at.

C. Update on SR 436 Transit Corridor Study

Mr. Myles O'Keefe, LYNX, gave a presentation on LYNX's SR 436 Transit Corridor Study. This update focused on the first half of the 18-month long study. Mr. O'Keefe told Board members that the SR 436 study involved a 23 mile corridor from Orlando International Airport to SR 434 in Seminole County. He reviewed the study area, project goals, study schedule, existing conditions, traffic patterns and infrastructure. In addition, he reviewed the corridor auto volume, average travel speeds, transit ridership, cost effectiveness of the ridership and existing and potential riders. Mr. O'Keefe noted that health aspects for

the study area had been included from the beginning instead of being considered post study. He provided information on the tiered alternatives analysis and reviewed the types of alternatives that could be considered. Mr. O'Keefe called attention to the website for the study, lynxsr436.metroquest.com, which included a survey. Commissioner Bonilla asked if the data provided included the Full Sail University area where a large number of people live and work in the area. Mr. O'Keefe responded that the one-mile buffer would factor in the Full Sail area. Commissioner Ortiz spoke briefly about the SR 436 Study and thanked those that have been supportive of the project, part of which falls in his district. Commissioner Grieb questioned why the transit corridor studies don't seem to move forward past the study stage and wanted to know how we can do better. She added that there needs to be more of an effort to move the projects forward. Commissioner Dallari questioned the travel data included in the presentation in regards to through traffic and average speed. Mr. O'Keefe responded that he can break down and verify the data and provide that information for Commissioner Dallari. Commissioner Dallari commented that the next steps after a study is completed are important. Mr. Barley commented that we have a very methodical process for highway studies that needs to be replicated for transit studies. Several factors make transit projects more difficult, including funding issues.

XII. BOARD MEMBER COMMENTS

Commissioner Ings suggested that Commissioner Constantine provide a brief report on his recent trip to Europe as part of a seven day Water Management Conference. Commissioner Constantine spoke briefly about the trip to Belgium, Netherlands and Finland to study how those countries have dealt with water management issues. He noted that the methods used in those countries could be useful locally to help mitigate issues in Central Florida.

XIII. PUBLIC COMMENTS (GENERAL)

Mr. David Bottomley commented on the lack of maintenance on local street lighting and the safety issue created by lights that are out.

XIV. ADJOURNMENT

There being no further business, the meeting adjourned at 10:08 a.m. The meeting was transcribed by Ms. Cathy Goldfarb.

Approved this 13th day of December 2017.

Commissioner Bob Dallari, Chairman

Ms. Cathy Goldfarb,
Senior Board Services Coordinator/ Recording Secretary

As required by Section 286.0105, Florida Statutes, MetroPlan Orlando hereby notifies all interested parties that if a person decides to appeal any decision made by MetroPlan Orlando with respect to any matter considered at such meeting or hearing, he or she may need to ensure that a verbatim record is made to include the testimony and evidence upon which the appeal is to be based.

**METROPLAN ORLANDO
AGENCYWIDE
BALANCE SHEET
For Period Ending 10/31/17**

ASSETS

Operating Cash in Bank	\$	2,052,962.56
Petty Cash	\$	125.00
SBA Investment Account	\$	2,128,922.04
Rent Deposit	\$	20,000.00
Prepaid Expenses	\$	30,720.19
Accounts Receivable - Grants	\$	328,798.57
Fixed Assets-Equipment	\$	686,759.80
Accumulated Depreciation	\$	(363,660.66)

TOTAL ASSETS:	\$	4,884,627.50
----------------------	-----------	---------------------

LIABILITIES

Accrued Personal Leave	\$	304,159.75
------------------------	----	------------

TOTAL LIABILITIES:	\$	304,159.75
---------------------------	-----------	-------------------

EQUITY

FUND BALANCE:

Nonspendable:

Prepaid Items	\$	30,720.19
---------------	----	-----------

Deposits	\$	20,000.00
----------	----	-----------

Unassigned:	\$	4,529,747.56
-------------	----	--------------

TOTAL EQUITY:	\$	4,580,467.75
----------------------	-----------	---------------------

TOTAL LIABILITIES & EQUITY:	\$	4,884,627.50
--	-----------	---------------------

Net difference to be reconciled:	\$	-
----------------------------------	----	---

METROPLAN ORLANDO
AGENCYWIDE REVENUES & EXPENDITURES
For Period Ending 10/31/17

REVENUES	Current		Y-T-D		Budget		Variance Un/(Ovr)	% OF BUDGET
Federal Revenue	\$	277,819.04	\$	725,029.63	\$	4,498,608.00	\$ 3,773,578.37	16.12%
State Revenue	\$	3,007.66	\$	33,097.28	\$	245,550.00	\$ 212,452.72	13.48%
Local Revenue	\$	195,455.50	\$	262,730.00	\$	1,151,189.00	\$ 888,459.00	22.82%
Interest Income	\$	2,452.20	\$	9,516.80	\$	25,000.00	\$ 15,483.20	38.07%
Other	\$	0.00	\$	815.94	\$	12,500.00	\$ 11,684.06	6.53%
Contributions	\$	15,000.00	\$	30,000.00	\$	25,000.00	\$ (5,000.00)	120.00%
Cash Carryforward	\$	0.00	\$	0.00	\$	324,222.00	\$ 324,222.00	0.00%
Local Match - Transfers In	\$	3,007.66	\$	17,863.28	\$	143,990.00	\$ 126,126.72	12.41%
TOTAL REVENUES:	\$	496,742.06	\$	1,079,052.93	\$	6,426,059.00	\$ 5,347,006.07	16.79%
EXPENDITURES								
Salaries	\$	119,236.49	\$	439,328.80	\$	1,654,500.00	\$ 1,215,171.20	26.55%
Fringe Benefits	\$	34,946.90	\$	135,201.61	\$	519,090.00	\$ 383,888.39	26.05%
Local Match - Transfers Out	\$	3,007.66	\$	17,863.28	\$	143,990.00	\$ 126,126.72	12.41%
Audit Fees	\$	0.00	\$	20,000.00	\$	44,000.00	\$ 24,000.00	45.45%
Computer Operations	\$	1,862.95	\$	31,719.28	\$	85,908.00	\$ 54,188.72	36.92%
Dues & Memberships	\$	710.00	\$	6,997.50	\$	16,925.00	\$ 9,927.50	41.34%
Equipment & Furniture	\$	4,068.85	\$	4,068.85	\$	20,200.00	\$ 16,131.15	20.14%
Graphic Printing/Binding	\$	297.00	\$	1,081.00	\$	29,997.00	\$ 28,916.00	3.60%
Insurance	\$	1,752.58	\$	7,277.83	\$	28,530.00	\$ 21,252.17	25.51%
Legal Fees	\$	1,925.50	\$	10,704.45	\$	40,000.00	\$ 29,295.55	26.76%
Office Supplies	\$	1,264.95	\$	4,802.51	\$	51,820.00	\$ 47,017.49	9.27%
Postage	\$	524.82	\$	1,001.90	\$	4,700.00	\$ 3,698.10	21.32%
Books, Subscrips/Pubs	\$	176.57	\$	5,028.30	\$	7,668.00	\$ 2,639.70	65.58%
Exec. Dir 457 Def. Comp.	\$	0.00	\$	0.00	\$	26,000.00	\$ 26,000.00	0.00%
Rent	\$	24,592.88	\$	95,844.02	\$	284,294.00	\$ 188,449.98	33.71%
Equipment Rent/Maint.	\$	1,152.21	\$	6,246.71	\$	28,714.00	\$ 22,467.29	21.75%
Seminar & Conf. Regist.	\$	327.70	\$	9,899.52	\$	29,890.00	\$ 19,990.48	33.12%
Telephone	\$	60.23	\$	982.69	\$	8,030.00	\$ 7,047.31	12.24%
Travel	\$	3,019.71	\$	8,658.38	\$	39,460.00	\$ 30,801.62	21.94%
Small Tools/Office Mach.	\$	0.00	\$	43.89	\$	1,800.00	\$ 1,756.11	2.44%
HSA/FSA Annual Contrib.	\$	0.00	\$	0.00	\$	12,500.00	\$ 12,500.00	0.00%
Computer Software	\$	3,081.33	\$	3,081.33	\$	10,500.00	\$ 7,418.67	29.35%
Contingency	\$	0.00	\$	0.00	\$	30,000.00	\$ 30,000.00	0.00%
Contractual/Temp Svcs.	\$	464.00	\$	928.00	\$	73,470.00	\$ 72,542.00	1.26%
Pass-Thru Expenses	\$	0.00	\$	0.00	\$	541,157.00	\$ 541,157.00	0.00%
Consultants	\$	148,932.05	\$	263,226.85	\$	2,469,849.00	\$ 2,206,622.15	10.66%
Repair & Maintenance	\$	0.00	\$	381.30	\$	1,800.00	\$ 1,418.70	21.18%
Advertising/Public Notice	\$	925.70	\$	2,546.35	\$	11,005.00	\$ 8,458.65	23.14%
Other Misc. Expense	\$	330.38	\$	2,655.26	\$	22,122.00	\$ 19,466.74	12.00%
Contributions	\$	500.00	\$	100,500.00	\$	175,950.00	\$ 75,450.00	57.12%
Educational Reimb.	\$	0.00	\$	0.00	\$	1,690.00	\$ 1,690.00	0.00%
Comm. Rels. Sponsors	\$	0.00	\$	2,000.00	\$	10,500.00	\$ 8,500.00	19.05%
Indirect Expense Carryfwd.	\$	0.00	\$	0.00	\$	0.00	\$ -	0.00%
TOTAL EXPENDITURES:	\$	353,160.46	\$	1,182,069.61	\$	6,426,059.00	\$ 5,243,989.39	18.39%
AGENCY BALANCE:	\$	143,581.60	\$	(103,016.68)				



metroplan orlando
A REGIONAL TRANSPORTATION PARTNERSHIP

Travel Summary - October 2017

Traveler: Gary Huttman
Dates: October 17-20, 2017
Destination: Savannah, GA
Purpose of trip: AMPO Annual Conference
Cost: \$1,419.59
Paid By: MetroPlan Orlando funds

Traveler: Elizabeth Whitton
Dates: October 17-20, 2017
Destination: Savannah, GA
Purpose of trip: AMPO Annual Conference
Cost: \$1,373.50
Paid By: Metro Plan Orlando funds

Traveler: Harold Barley
Dates: October 22-24, 2017
Destination: San Antonio, TX
Purpose of trip: NARC Executive Directors Conference
Cost: \$1,471.09
Paid By: Metro Plan Orlando funds

Traveler: Nikhila Rose
Dates: October 23-26, 2017
Destination: Jacksonville, FL
Purpose of trip: URISA GIS PRO 2017
Cost: \$1,086.22
Paid By: Metro Plan Orlando funds

Traveler:	Commissioner Robert Dallari
Dates:	October 24-25, 2017
Destination:	San Antonio, TX
Purpose of trip:	NARC Board Meeting
Cost:	\$880.81
Paid By:	Metro Plan Orlando funds



Board Action Fact Sheet

Meeting Date: December 13, 2017

Agenda Item: VIII.C. (Tab 1)

Roll Call Vote: No

Action Requested:

Approval of Budget Amendment #4

Reason:

To reallocate \$26,880 of FTA X012 funds from consultant services to pass thru expenses to fund a portion of a study to develop a Concept of Operations Plan to prepare for using autonomous vehicles on the downtown LYMMO circulator service. Additionally, in FY'19, \$73,120 of FTA X013 funds will be allocated for a total project cost of \$100,000. LYNX and the City of Orlando will also be contributing a total of \$100,000 each to this study. Task 810 language in the UPWP has also been updated to include information on this study.

To update language in task 500 for a SunRail Station Area and Ridership Study. Funding for this project has already been allocated to this task.

Summary/Key Information:

MetroPlan Orlando will partner with LYNX and the City of Orlando to develop a Concept of Operations Plan to prepare for using autonomous vehicles on the downtown LYMMO circulator service. This plan will address open architecture to perhaps allow other autonomous vehicle operators to use the dedicated LYMMO and bus-only lanes. In addition, the plan is intended to serve as a tool for BRT-related applications elsewhere in the region.

The SunRail Station Area and Ridership Study is an examination into who lives and works around each Phase 1 station. This analysis will identify potential industries and population groups more conducive to the SunRail system. The results will help local and state officials with new ridership strategies, industry site selection possibilities, and other recommendations. The total project budget is \$153,589.82

MetroPlan Budget Impact:

No change to overall budget

Local Funding Impact:

None

Committee Action:

CAC: N/A
TSMO: N/A
TAC: N/A
MAC: N/A

Staff Recommendation:

Recommends approval

Supporting Information:

The revised budget amendment document and updated agencywide budget are available under tab 1.

FINANCE USE ONLY:

Approved Bd Mtg:
Agenda Item #:

Entered:

B E No. :

FDOT No. :

FY 2018

4M2

REQUEST FOR UPWP BUDGET AMENDMENT

DATE:

11/28/2017

(WHOLE DOLLARS ONLY)

AMOUNT

<u>PROJECT</u>	<u>ELEMENT</u>	<u>CODE</u>	<u>DESCRIPTION</u>	<u>REVENUES</u>	<u>EXPENDITURES</u>
36018	618500	63000	Consultants		(26,880)
36018	618810	62900	Pass Thru Expenses		26,880

TOTAL: \$ 0.00 0.00

REASON(S):

1) To update UPWP language and move consultant funds to pass thru to participate in a study with LYNX and the City of Orlando to develop a Concept of Operations Plan to prepare for using autonomous vehicles on the downtown LYMMO circulator service. 2) To update UPWP language in task 500 for a SunRail Station Area and Ridership Study to do an examination into who lives and works around each Phase 1 station.

Finance Director's Signature:

Jason S. Loschiavo

Date:

Executive Director's Signature:

Harold W. Barley

Date:

REMARKS:

Revised 10/24/16

METROPLAN ORLANDO
AGENCYWIDE REVENUE AND EXPENDITURE LINE ITEM BUDGET
FY 2017/2018

REVENUES		BE#4
ACCOUNT		FY2018
CODE DESCRIPTION		
40000 FEDERAL REVENUES		
FHWA PL Planning Funds	\$	2,144,235
NEW FTA Sec 5303 Planning Funds X012	\$	835,322
Carryfwd from FTA X011	\$	265,747
Carryfwd from FTA X010	\$	50,852
SU - ITS Master Plan & Corrine Drive (FY'17)	\$	112,998
WISE Grant (FY'17)	\$	91,325
Traffic Signal Timing-SU (FY'18)	\$	900,000
Traffic Signal Timing-SA (FY'17)	\$	162,638
Traffic Signal Timing-SU (FY'17)	\$	39,243
INVEST Grant (FY'17)	\$	46,248
TOTAL FEDERAL REVENUES	\$	4,648,608
41000 STATE REVENUES		
NEW FTA Sec 5303 Planning Funds X012	\$	104,415
Carryfwd from FTA X011	\$	33,219
Carryfwd from FTA X010	\$	6,356
Carryfwd from FTA X009		
Transportation Disadvantaged Planning Funds NEW	\$	101,560
TOTAL STATE REVENUES	\$	245,550
LOCAL REVENUES		
42900 Orange Co. Assessment	\$	480,405
43000 Osceola Co. Assessment	\$	127,231
43100 Seminole Co. Assessment	\$	173,986
43200 Altamonte Springs Assessment	\$	21,953
43300 Kissimmee Assessment	\$	34,201
43400 Orlando Assessment	\$	135,876
43500 Sanford Assessment	\$	28,624
44300 Apopka Assessment	\$	23,913
43700 CFX	\$	25,000
43800 Sanford Airport Authority	\$	25,000
43900 GOAA	\$	25,000
44000 LYNX	\$	25,000
44100 Belle Isle	\$	507
44110 Eatonville	\$	176
44120 Edgewood	\$	205
44130 Maitland	\$	1,364
44140 Oakland	\$	204
44150 Ocoee	\$	3,247
44160 Windermere	\$	224
44170 Winter Garden	\$	3,226
44180 Winter Park	\$	2,272
44190 St. Cloud	\$	3,334
44200 Casselberry	\$	2,154
44210 Lake Mary	\$	1,250
44220 Longwood	\$	1,155
44230 Oviedo	\$	2,879
44240 Winter Springs	\$	2,803
TOTAL LOCAL ASSESSMENTS	\$	1,151,189
OTHER REVENUES		
45000 Interest Income	\$	25,000
47000 Reimbursement of Claims & Expenses	\$	12,500
48900 Other Grant/Contribution Income (MPO Alliance)	\$	45,000
49700 Cash Carryforward	\$	317,658
TOTAL LOCAL REVENUES (ASSESSMENTS + OTHER)	\$	1,551,347

METROPLAN ORLANDO
AGENCYWIDE REVENUE AND EXPENDITURE LINE ITEM BUDGET
FY 2017/2018

49800	Local Match Transfer Out for New FTA X012	\$	104,415
49800	Local Match Transfer Out for Rollover FTA X011	\$	33,219
49800	Local Match Transfer Out for Rollover FTA X010	\$	6,356
49800	Local Match Transfer Out for Rollover FTA X009		
TOTAL LOCAL MATCH		\$	143,990
TOTAL REVENUES:		\$	6,589,495

EXPENDITURES

ACCOUNT

CODE	DESCRIPTION	
50000	Salaries, Leave & Car Allow.	1,654,500
50600	Fringe - FICA Employer	126,569
50700	Fringe - Unemployment Ins	10,000
50800	Fringe - Health Insurance Emplr.	202,152
50900	Fringe - Dental Insurance Emplr.	5,442
51000	Fringe - Life Insurance Emplr.	1,380
51100	Fringe - Long-Term Disability	2,483
51200	Fringe - Workers Comp Ins.	3,200
51300	Fringe Pension Fund ICMA 401	163,950
51500	Fringe - VisionCare Insurance	1,335
51600	Fringe - Short-Term Disability	2,579
51700	Fringe - Grant Carry Forward	0
59800	Local Match Transfer Out	143,990
60400	Audit Fees	44,000
60500	I-Computer Operations	98,844
60600	Dues and Memberships	16,925
60700	Equipment	20,200
60800	Graphic Printing & Binding	29,997
60900	Insurance	28,530
61000	Legal Fees	40,000
61100	Office Supplies	52,320
61200	Postage	4,700
61300	Books, Subscrips & Pubs	7,668
61400	Deferred Comp 457 Ex Dir	26,000
61500	I- Rent	284,294
61600	I-Equipment Rent & Maintenance	28,714
61700	Seminars & Conf. Registration	29,890
61800	I - Telephone	8,030
61900	Travel Expenses	39,460
62000	Small Tools/Office Machinery	1,800
62100	HSA Employer Contribution	12,500
62200	Computer Software	10,500
62500	Contingency	30,000
62600	Contractual/Temporary Services	73,470
62900	Pass-Through Expenses	568,037
63000	Consultants	2,592,969
63100	Repair & Maintenance	1,800
63400	Advertising/Public Notice	11,005
64100	Other Miscellaneous Expense	6,122
64300	Awards & Promotional Expense	16,000
64400	Contributions	175,950
64500	Educational Reimbursement	1,690
64600	Comm. Relations Sponsorships	10,500
64700	Grant Carry Forward - Indirect	0
TOTAL EXPENDITURES:		6,589,495

Task 500 - Special Project Planning

Purpose

- To conduct special studies as requested and authorized by MetroPlan Orlando Executive Director
-

Previous Work

- During FY2013/2014 staff conducted a corridor study, documenting existing conditions in an area that straddles the rail corridor known as the Aloma Spur extending from the Sanford SunRail Station to the main UCF Campus.
 - During FY 2014/2015 staff conducted a Health Impact Assessment on the SR 50 Bus Rapid Transit System. The SR 50 BRT was the Locally Preferred Alternative from the SR 50 Alternatives Analysis.
 - During FY 2014/2015 staff conducted a Corridor Study on Orange Avenue (SR 527) between Hoffner Avenue and Pineloch - this work is schedule for completion in August 2016.
-

Required Activities

Subarea Studies - These projects will evaluate land uses and future transportation demand in the identified study areas. These projects will be a joint planning study by MetroPlan Orlando and local jurisdictions and agencies within the study area. Project study teams will formed and held periodically to oversee progress throughout the projects.

Health Impact Assessments - A Health Impact Assessment (HIA) is a process that helps evaluate the potential health effects of a plan, project or policy before it is built or implemented. The HIA will analyze the potential health, social, economic, and environmental impacts associated with the identified corridors. The HIA will include analysis of the potential changes in the community's physical activity levels, job access, housing and transportation costs, traffic safety, education access, and access to healthy foods.

Corridor Planning Studies - These projects will be conducted to establish livable and walkable multi-modal urban thoroughfares utilizing a context-sensitive approach. Multimodal corridor projects are seen as essential to network efficiency, safety, and livability within the context of future transportation needs. This will be done in an environment that encourages input and buy-in from stakeholders and internal FDOT staff such as project development, traffic operations, design, and maintenance. One of the studies that will be completed is an area-wide transit study that corresponds to the recommendations of the Central Florida Corridors Task Force. MetroPlan will manage this work for the FDOT and the Central Florida MPO Alliance. A second study that is considered may coincide with the Project Development phase of the US 192 Bus Rapid Transit (BRT) Project. This study would target the health impact/benefits of the project and help set the course for incorporating health into

MetroPlan Orlando Unified Planning Work Program
Fiscal Years 2016/2017 & 2017/2018

our planning decisions. Other specific corridors to undergo the planning studies have yet to be determined.

Tourism and Economic Impact of Transportation - Identify travel patterns and transportation impacts of tourism on the study area with a focus on congestion and the economic impact of transportation investment.

Concept Design Plans for Implementation of Quiet Zones in Osceola County - This study will examine the grade crossing improvements needed to meet federal safety standards for implementation of a quiet zone in Osceola County. SunRail Phase II South, in Osceola County, is part of the entire 61-mile commuter rail system. In 2014, a similar study was conducted along the Phase I corridor, which ultimately led to the communities to the north being eligible to apply for state matching grant funds for quiet zones. A full funding grant agreement for SunRail Phase II South was executed in September 2015, therefore the study is needed to bring consistency in both phases. This work will be done in cooperation with FDOT, Osceola County, and the City of Kissimmee. Anticipated completion February 2016.

SunRail Station Area and Ridership Study - This study is an examination into who lives and works around each Phase 1 station. This analysis will identify potential industries and population groups more conducive to the SunRail system. The results will help local and state officials with new ridership strategies, industry site selection possibilities, and other recommendations.

Milestone/End Product/Target Date

- Special studies requested on an as-needed basis and authorized by MetroPlan Orlando Executive Director
- The US 192 study includes a final report that documents the purpose, findings, and recommendations. The final report will offer stakeholders and decision-makers the opportunity to review evidence, methods, findings, conclusions, and recommendations on the recommended US 192 BRT service. After the release of the report, MetroPlan Orlando and stakeholders may track the impacts of the on the decision-making process, the implementation of the project, and the impacts of the project on the health indicators described in the report.
- The Central Florida Corridors Task Force Transit Study will document and review transit throughout the Central Florida Region with a specific focus on incorporating transit considerations into the development of future corridors identified in the Task Force's work.
- Corridor Planning Studies - The purpose of the Corridor Planning Studies is to develop a Corridor Management Plan that identifies a series of goals and objectives for the future of the identified corridors. These projects will seek to identify a range of multi-modal solutions to address the mobility needs and advance the long term vision for each corridor. The implementation plan developed as part of this project will include long-term strategies that guide future development within the corridor, as well as specific improvements that can be advanced near term through local agency participation and/or by FDOT as 3-R (Resurfacing, Restoration, Rehabilitation) projects, safety enhancements or push-button projects.
- Concept Design Plans for Implementation of Quiet Zones in Osceola County - Concept design plans for up to 24 crossings in Osceola County.
- SunRail Station Area and Ridership Study - August 2018

MetroPlan Orlando Unified Planning Work Program
Fiscal Years 2016/2017 & 2017/2018

Task 500 Target: Studies will include target dates that fall within the UPWP cycle, June 2017 & June 2018. Studies that do not get started or that are started but not completed will be carried forward into the next planning cycle if determined appropriate.

Responsible Agency/Staff

MetroPlan Orlando
Deputy Executive Director
Director or Regional Partnerships
Manager of Long-Range Planning
Transportation Planners

Task 810 - Transit Planning

Purpose

- To work with LYNX and the MetroPlan committees on the transit priority list of projects
- To conduct basic planning studies needed to assist in further implementation of significant transit service development in the Orlando Urbanized Area, using FTA Section 5307, 5309 and 5339 funds with local match
- To work with LYNX to update the Short-Range (10-year planning horizon) Transit Development Plan for the Orlando Urbanized Area
- To work with LYNX in planning for any proposed special transit projects, bus or rail, in the Orlando Urbanized Area.

Previous Work

Transit studies using Section 5305(d) funds.

Major Studies include:

- US 192 Alternatives Analysis - the LPA (Locally Preferred Alternative) was approved by the MetroPlan Board in 2013
- SR 50/UCF Connector Alternatives Analysis-the LPA was approved by the MetroPlan Board in 2015
- OIA Refresh Alternatives Analysis- the LPA was presented to the MetroPlan Board in March 2015. The LPA is not yet approved.
- US 441 Corridor Alternatives Analysis - no LPA selected. Enhancement of existing routes in the corridor is being considered.

The TDP was adopted in 2015. The planning horizon is FY 2013/FY2022.

Required Activities

There is a new emphasis on transit planning throughout the MetroPlan Orlando region. During 2013, our Board members determined that more emphasis should be placed on transit planning and implementation. The first strategy implemented after Board approval of the Strategic Business Plan was the modification of an existing staff position to focus on transit and other related issues that support transit throughout the region.

Staff participates in bi-weekly meetings with the LYNX and FDOT focused on advancing transit projects throughout the region.

MetroPlan Orlando will assist and monitor LYNX's transit planning efforts. This task includes ridership and passenger boarding analysis for localized areas, corridors, or sub-regions, and review of LYNX performance reports. Staff will work with LYNX on improving their performance measurements listed

MetroPlan Orlando Unified Planning Work Program
Fiscal Years 2016/2017 & 2017/2018

in their Transit Development Plan and assist their planning efforts on transit modal improvements on the 22 corridors listed in MetroPlan's 2040 Transit Blueprint. Staff will also assist and monitor all anticipated planning studies by LYNX including technology and innovation, fleet and facility expansion, and comprehensive operations analysis. Staff will also assist in the coordination and development of additional transit and multimodal transportation investments.

This task provides for MetroPlan Orlando's continued participation in the development of SunRail. Phase I of the system began revenue service on May 19, 2014 from Fort Florida Road in Volusia County to Sand Lake Road in Orange County. Phase II South will extend service to Poinciana. Phase II North has not yet received federal commitment to advance the project. The SunRail funding partners are exploring funding options to advance Phase II North.

MetroPlan Orlando will partner with LYNX and the City of Orlando to develop a Concept of Operations Plan to prepare for using autonomous vehicles on the downtown LYMMO circulator service. This plan will address open architecture to perhaps allow other autonomous vehicle operators to use the dedicated LYMMO and bus-only lanes. In addition, the plan is intended to serve as a tool for BRT-related applications elsewhere in the region.

In addition, staff will assist in the research and deployment of transit ITS tools that will enhance transit services in the area. Transit ITS services may include improvements to LYNX's automated vehicle location (AVL) systems and computer-aided dispatch (CAD) systems, assistance of transit signal priority implementation strategy, and development of a region-wide multimodal trip information dissemination planning system.

Consultant services may include:

- the evaluation of transit needs and vision in Orange, Osceola, and Seminole Counties with coordination with CFMPOA counties for partnership projects including vision concept plans.
- Analyses of:
 - transit level of service
 - transit supportive areas
 - access to jobs and activity centers
 - supportive pedestrian and disabled-accessible infrastructure
 - long-term fixed guideway and/or bus rapid transit concept analysis
 - cost and air quality estimation
 - station area transit oriented development
 - other related analysis as needed.

Milestone/End Product/Target Date

- Studies supporting successful implementation of service and compliance with and implementation of federal and state initiatives that impact public transit
- A current, comprehensive, workable plan for the short-term development of transit in the Orlando Urbanized Area, including Orange, Osceola and Seminole Counties
- Consultant analysis reports and supporting materials
- Concept of Operations Plan to prepare for using autonomous vehicles on the downtown LYMMO circulator service - June 2019

Task 810 Target: On-going

MetroPlan Orlando Unified Planning Work Program
Fiscal Years 2016/2017 & 2017/2018

Responsible Agency/Staff

LYNX

FDOT

MetroPlan Orlando

Deputy Executive Director

Transportation Planner



Board Action Fact Sheet

Meeting Date: December 13, 2017

Agenda Item: VIII.D. (Tab 1)

Roll Call Vote: No

Action Requested: Approval of Board Officer Travel for 2018

Reason: MetroPlan Orlando's Travel Policy requires Board approval of travel by Board members, Committee members or community representatives.

Summary/Key Information: It is sometimes necessary for Board Officers to travel to Washington, DC, Tallahassee, Florida and to other locations in Florida for business purposes on short notice. Therefore, approval is requested for Board Officers to travel to these locations as necessary between January 1-December 31, 2018.

In addition, approval is requested for Commissioner Dallari to travel to meetings of the National Association of Regional Councils (NARC) in his capacity as President-elect of this organization.

All travel by Board members is included in the monthly travel reports that are provided to the full Board.

MetroPlan Budget Impact: Travel will be in keeping with funding provided in our approved budget for FY2017/2018.

Local Funding Impact: None

Committee Action:

CAC:	N/A
TSMO:	N/A
TAC:	N/A
MAC:	N/A

Staff Recommendation: Recommends approval of this request.

Supporting Information: N/A



Board Action Fact Sheet

Meeting Date: December 13, 2017
Agenda Item: VIII.E. (Tab 1)
Roll Call Vote: No

Action Requested: To approve a contribution to the University of Central Florida Foundation to support the Distinguished Lecture Series sponsored by the Master's Program in Urban and Regional Planning.

Reason: To support our partnership with the University of Central Florida, especially with the College of Health and Public Affairs where the new graduate program in Urban & Regional Planning is located.

Summary/Key Information: This series consists of two or three lectures each academic year featuring prominent scholars, authors and industry leaders on topics being emphasized in the curriculum, including transportation. The target audience is students, faculty members and practitioners but events are open to the general public as well.

This contribution will be the fourth annual payment of a 5-year pledge that was made in 2014, subject to annual approval by the Board.

MetroPlan Budget Impact: Funds have been provided in our approved FY 2017/2018 budget for this purpose.

Local Funding Impact: None

Committee Action:

CAC:	N/A
TSMO:	N/A
TAC:	N/A
MAC:	N/A

Staff Recommendation: Staff recommends Board approval.

Supporting Information: None



Board Action Fact Sheet

Meeting Date: December 13, 2017

Agenda Item: VIII.F. (Tab 1)

Roll Call Vote: No

Action Requested: Approval to Award a Sole Source Contract to Citilabs, Inc. for Sugar Access

Reason: Approval is requested to award a sole source contract to Citilabs, Inc. in the amount of \$12,500.00 to provide Sugar Access. The tool will be used to evaluate projects against the goals, objectives and policies of MetroPlan Orlando. The evaluation and analysis of proposed improvements for all modes in the Transportation Improvement Program and Long Range Transportation Plan will produce a new Project Priority List that will incorporate Health, access to valued services, and access to jobs for all users. This request is being handled in compliance with the Board-approved procedures for awarding sole source contracts.

Summary/Key Information: Sugar Access is the only software package that meets all of the requirements for this project.

MetroPlan Budget Impact: No change to overall budget

Local Funding Impact: Funds are budgeted for this project.

Committee Action:

CAC:	N/A
TSMO:	N/A
TAC:	N/A
MAC:	N/A

Staff Recommendation: Recommends approval

Supporting Information: A letter from Citilabs, Inc. is provided under tab 1.



Date: August 7, 2017
To: Nick Lepp, MetroPlan Orlando
From: Michael Clarke, Citilabs, Inc.
Subject: Transportation Planning Software Packages

Citilabs, Inc. is the sole developer and distributor of our transportation planning software packages, including Cube Base, Cube Voyager, Cube Analyst (formerly Cube ME), Cube Avenue, Cube Cluster, Cube Cargo, Cube Dynasim, Cube Compact, Cube Land, TP+, Viper, GIS Tools, Application Manager, TRIPS, UrbanSys/TRANPLAN, MINUTP, Streetlytics, Sugar Access, and Sugar Network Editor. These software packages are unique in their capability to model transportation systems of virtually any size along with seamless integration between all our products. No other software can match the flexibility and features of our systems.

We are also the only firm that is capable of providing maintenance services. This service provides telephone technical support as well as access to all software upgrades that become available during the covered time period.

In addition, Citilabs, Inc. is the only company that can provide authorized training courses for the above systems in the United States.

Please contact us if you have questions concerning our software.

Michael Clarke
President & CEO



Board Action Fact Sheet

Meeting Date: December 13, 2017

Agenda Item: VIII.G. (Tab 1)

Roll Call Vote: No

Action Requested: MetroPlan Orlando staff requests approval of Resolution No. 17-17 re-designating LYNX as the Community Transportation Coordinator (CTC) for Orange, Osceola and Seminole Counties.

Reason: LYNX's current designation will expire June 30, 2018. In order for LYNX to continue as the CTC, MetroPlan Orlando must approve a resolution and present a formal request to the Commission for the Transportation Disadvantaged in early 2018.

Summary/Key Information: Chapter 427, Florida Statutes requires that every five years, MetroPlan Orlando (serving as the designated planning agency for the transportation disadvantaged program in Orange, Seminole and Osceola Counties) recommend a qualified CTC to the Commission for the Transportation Disadvantaged. Additionally, the Competitive Procurement Manual, compiled in accordance with Chapter 287, Florida Statutes, allows MetroPlan Orlando to recommend a governmental agency to serve as the CTC. The LYNX Board authorized its staff to submit a letter of interest to continue as the region's CTC for the five year period July 1, 2018 through June 30, 2023. The TDLCB recommended approval of this request by unanimous vote at its meeting of November 9, 2017. This action must now to be approved by the MetroPlan Orlando Board and then submitted to the Florida Commission for the Transportation Disadvantaged.

MetroPlan Budget Impact: None

Local Funding Impact: None

Committee Action: TDLCB: Recommended approval on November 9, 2017

Staff Recommendation: Recommends approval

Supporting Information: These documents are provided at Tab 1:

- Resolution No. 17-17
- Letter of Interest from LYNX dated July 27, 2017



RESOLUTION NO. 17-17

SUBJECT:

**RECOMMENDATION TO THE FLORIDA COMMISSION FOR THE
TRANSPORTATION DISADVANTAGED TO RE-DESIGNATE LYNX AS
COMMUNITY TRANSPORTATION COORDINATOR FOR ORANGE, OSCEOLA,
AND SEMINOLE COUNTIES**

WHEREAS, Chapter 427 of the Florida Statutes requires that every five years, MetroPlan Orlando, serving as the designated planning agency for the transportation disadvantaged program in Orange, Seminole and Osceola Counties,, recommends a qualified Community Transportation Coordinator (CTC) to the Florida Commission for the Transportation Disadvantaged (CTD); and,

WHEREAS, the Florida Commission for the Transportation Disadvantaged Competitive Procurement Manual, compiled in accordance with Chapter 287, F.S., allows MetroPlan Orlando to nominate a governmental agency to serve as the CTC; and,

WHEREAS, the CTC is responsible for ensuring that coordinated transportation services are provided to the transportation disadvantaged population in the designated service area of Orange, Osceola and Seminole Counties and, accordingly, the CTC arranges for the provision of transportation services in a manner that is cost-effective, efficient, and reduces fragmentation and duplication of services; and,

WHEREAS, in 2008 the Central Florida Regional Transportation Authority (d/b/a Lynx) was re-designated as the CTC for Orange, Osceola and Seminole Counties for five years through June 30, 2013; and,

WHEREAS, on July 1, 2008, the Florida Commission for the Transportation Disadvantaged extended the Memorandum of Agreement (MOA) for Lynx to serve as the CTC through June 30, 2013; and,

WHEREAS, on February 14, 2013, at the meeting of the Transportation Disadvantaged Local Coordinating Board (TDLCB) for Orange, Osceola and Seminole Counties, LYNX submitted a letter of interest to continue as the region's CTC until 2018; and,

WHEREAS, on July 27, 2017, at a meeting of the LYNX Board of Directors, staff received authorization to notify MetroPlan Orlando of LYNX' desire to continue as the designated CTC; and,

WHEREAS, the Transportation Disadvantaged Local Coordinating Board, at its meeting of November 9, 2017, unanimously recommended approval of LYNX to continue as the designated CTC; and,

WHEREAS, MetroPlan Orlando and the Transportation Disadvantaged Local Coordinating Board for Orange, Osceola and Seminole Counties have implemented performance measurement and reporting requirements to ensure quality of service; and,

WHEREAS, the safety and well-being of transportation disadvantaged citizens are best served through the continuation of service as provided by Lynx in its designated role as the CTC.

NOW, THEREFORE, BE IT RESOLVED that in accordance with Chapter 427, Florida Statutes, the MetroPlan Orlando Board recommends to the Florida Commission for the Transportation Disadvantaged that Lynx continue as the CTC for Orange, Osceola and Seminole Counties for the five-year period from July 1, 2018 to June 30, 2023.

Passed and duly adopted at a regular meeting of the MetroPlan Orlando Board on the 13th day of December, 2017.

CERTIFICATE

The undersigned duly qualified and acting Chairman of the MetroPlan Orlando Board certifies that the foregoing is a true and correct copy of a Resolution adopted at a legally convened meeting of the MetroPlan Orlando Board.

Honorable Bob Dallari, Chairman

Cathy Goldfarb, Senior Board Services
Coordinator and Recording Secretary



July 27, 2017

Harold W. Barley, Executive Director
MetroPlan Orlando
250 South Orange Avenue, Suite 200
Orlando, Florida 32801

Dear Mr. Barley,

LYNX, the Central Florida Regional Transportation Authority, has been the Community Transportation Coordinator (CTC) for Orange, Osceola, and Seminole Counties since October 1992.

Our current CTC Memorandum of Agreement (MOA) with the Florida Commission for the Transportation Disadvantaged is through June 30, 2018.

At the July 27, 2017, LYNX Board of Directors meeting, staff received authorization to notify MetroPlan Orlando of LYNX' desire to remain the CTC beyond the current MOA.

If you have any questions or need anything further, please contact Bill Hearndon at 407-254-6129 or BHearndon@GoLYNX.com.

Sincerely,

Edward L. Johnson
Chief Executive Officer

cc: Thomas Stringer, Chief Operations Officer
Bill Hearndon, Deputy Director of Mobility Services



Board Action Fact Sheet

Meeting Date: December 13, 2017

Agenda Item: VIII.H. (Tab 1)

Roll Call Vote: No

Action Requested:

Approval of New Investment Policy

Reason:

Approval is requested to update the investment policy to make use of AAAm rated Local Government Investment Pools. This policy also updates terminology and language to be consistent with Florida Statutes and best practices and makes use of more comparable benchmarks. Staff will comply with the new policy within 90 days of approval.

Summary/Key Information:

The current investment policy has been utilized since 1998.

MetroPlan Budget Impact:

N/A

Local Funding Impact:

None

Committee Action:

CAC: N/A
TSMO: N/A
TAC: N/A
MAC: N/A

Staff Recommendation:

Recommends approval

Supporting Information:

The new investment policy is available under tab 1.

MetroPlan Orlando Investment Policy



Prepared by: Department of Finance & Administration

Approved: December 13, 2017

Table of Contents

I.	PURPOSE.....	3
II.	SCOPE	3
III.	INVESTMENT OBJECTIVES	3
IV.	DELEGATION OF AUTHORITY	4
V.	STANDARDS OF PRUDENCE	4
VI.	ETHICS AND CONFLICTS OF INTEREST	4
VII.	INTERNAL CONTROLS AND INVESTMENT PROCEDURES	4
VIII.	CONTINUING EDUCATION.....	5
IX.	AUTHORIZED INVESTMENT INSTITUTIONS & DEALERS	5
X.	MATURITY & LIQUIDITY REQUIREMENTS	5
XI.	RISK & DIVERSIFICATION	5
XII.	DERIVATIVES AND REVERSE REPURCHASE AGREEMENTS.....	5
XIII.	BID REQUIREMENT	5
XIV.	AUTHORIZED INVESTMENTS.....	6
XV.	PERFORMANCE MEASUREMENT	7
XVI.	REPORTING	7
XVII.	THIRD-PARTY CUSTODIAL AGREEMENTS	8
XVIII.	INVESTMENT POLICY ADOPTION	8

I. PURPOSE

The purpose of this Investment Policy (hereinafter "Policy") is to set forth the investment objectives and parameters for the management of public funds of the Orlando Urban Area Metropolitan Planning Organization, d.b.a. METROPLAN ORLANDO (hereinafter "MetroPlan"). This Policy is designed to safeguard MetroPlan's funds, ensure the availability of operating and capital funds when needed, and provide for an investment return competitive with comparable funds and financial market indices.

II. SCOPE

In accordance with Section 218.415, Florida Statutes, this Policy applies to all cash and investments held or controlled by MetroPlan with the exception of any assets under the control of grants with restricted investment policies. Any surplus funds of MetroPlan subject to any contract or agreement on the date of this enactment shall not be invested contrary to that contract or agreement. Cash and investment balances as defined in this Section are entirely known as "Available Funds."

III. INVESTMENT OBJECTIVES

The primary objectives of MetroPlan's investment policy in order of priority is to maintain safety of principal, liquidity of funds and investment income.

Safety of Principal

The foremost objective of this investment program is the safety of the principal of those funds within the portfolios. Investment transactions shall seek to keep capital losses at a minimum, whether they are from securities defaults or erosion of market value. To attain this objective, diversification is required in order that potential losses on individual securities do not exceed the income generated from the remainder of the portfolio.

From time to time, securities may be traded for other similar securities to improve yield, maturity or credit risk. For these transactions, a loss may be incurred for accounting purposes, provided any of the following occurs with respect to the replacement security:

- A. Yield has been increased, or
- B. Maturity has been adjusted in anticipation of interest rate changes, or
- C. Quality of the investment has been improved.

Maintenance of Liquidity

The portfolio shall be managed in such a manner that funds are available to meet reasonably anticipated cash flow requirements in an orderly manner. Periodical cash flow analyses will be completed in order to ensure that the portfolios are positioned to provide sufficient liquidity.

Return on Investment

The investment portfolio shall be designed with the objective of attaining a market rate of return throughout budgetary and economic cycles, taking into account the investment risk constraints and liquidity needs. Return on investment is of least importance compared to the safety and liquidity objectives described above. The core of investments is limited to relatively low risk securities in anticipation of earning a fair return relative to the risk being assumed.

IV. DELEGATION OF AUTHORITY

The Director of Finance & Administration is designated as Investment Officer of MetroPlan and is responsible for investment decisions and activities, under the direction of the Executive Director. The Director of Finance & Administration shall be responsible for monitoring internal controls and administrative controls. No person may engage in an investment transaction except as provided under the terms of this policy and the procedures so established. Positions authorized as investment signatories ("Authorized Staff") are Executive Director, Director of Finance & Administration, Deputy Executive Director and Chairman. The persons holding these positions are also authorized to initiate wire transfers for MetroPlan.

V. STANDARDS OF PRUDENCE

The standard of prudence to be used by the Authorized Staff shall be the "Prudent Person" standard and shall be applied in the context of managing an overall portfolio. Authorized Staff acting in accordance with written procedures and this investment policy and exercising due diligence shall be relieved of personal responsibility for an individual security's credit risk or market price changes, provided deviations from expectation are reported in a timely fashion to the Board and the liquidity and the sale of securities are carried out in accordance with the terms of this policy. The "Prudent Person" rule states the following:

Investments shall be made with judgment and care, under circumstances then prevailing, which persons of prudence, discretion and intelligence exercise in the management of their own affairs, not for speculation, but for investment, considering the probable safety of their capital as well as the probable income to be derived from the investment.

While the standard of prudence to be used by Authorized Staff who are officers or employees is the "Prudent Person" standard, any person or firm hired or retained to invest, monitor, or advise concerning these assets shall be held to the higher standard of "Prudent Expert". The standard shall be that in investing and reinvesting moneys and in acquiring, retaining, managing, and disposing of investments of these funds, the Investment Advisor shall exercise: the judgment, care, skill, prudence, and diligence under the circumstances then prevailing, which persons of prudence, discretion, and intelligence, acting in a like capacity and familiar with such matters would use in the conduct of an enterprise of like character and with like aims by diversifying the investments of the funds, so as to minimize the risk, considering the probable income as well as the probable safety of their capital.

VI. ETHICS AND CONFLICTS OF INTEREST

Employees or contractors involved in the investment process shall refrain from personal business activity that could conflict with proper execution of the investment program, or which could impair their ability to make impartial investment decisions. Also, employees or contractors involved in the investment process shall disclose to the Board any material financial interests in financial institutions that conduct business with MetroPlan, and they shall further disclose any material personal financial/investment positions that could be related to the performance of MetroPlan's investment program.

VII. INTERNAL CONTROLS AND INVESTMENT PROCEDURES

Internal controls and operational procedures, designed to protect against the loss of funds by fraud, employee error, misrepresentations by third parties, or imprudent actions by employees of MetroPlan, shall be established and implemented by the Director of Finance & Administration. Those controls and procedures shall be reviewed on an annual basis by the independent auditors as part of MetroPlan's annual financial audit.

VIII. CONTINUING EDUCATION

The Director of Finance & Administration shall annually complete 8 hours of continuing education in subjects or courses of study related to investment practices and products.

IX. AUTHORIZED INVESTMENT INSTITUTIONS & DEALERS

MetroPlan shall only purchase securities from financial institutions which are qualified as public depositories by the Treasurer of the State of Florida or from primary securities dealers (or their agents) as designated by the Federal Reserve Bank of New York. Repurchase agreements shall only be entered into with primary securities dealers and financial institutions which are state qualified depositories.

X. MATURITY & LIQUIDITY REQUIREMENTS

To the extent possible, an attempt will be made to match investment maturities with known cash needs and anticipated cash flow requirements. Funds held in the depository bank may be “swept” each night into a fully collateralized repurchase agreement or money market fund. In order to have an available source of funds to meet unexpected cash requirements, a minimum of three months operating expenses will be held in a depository bank or invested in an overnight investment vehicle such as a Local Government Investment Pool, AAAm rated money market fund or open market securities rated AA or better and maturity of 60 days or less.

XI. RISK & DIVERSIFICATION

Appropriate diversification of funds shall be maintained in order to control the risk of loss resulting from over concentration of assets in a specific maturity, issuer, instrument, dealer or bank. Any investments currently held that do not meet the guidelines of this policy will be exempted from the requirements of this policy. At maturity or liquidation, such monies so invested will be reinvested only as provided for in this policy. The Director of Finance & Administration shall determine diversification strategies within the established guidelines.

XII. DERIVATIVES AND REVERSE REPURCHASE AGREEMENTS

Investment in any derivative products or the use of reverse repurchase agreements is specifically prohibited by this investment policy. A “derivative” is defined as a financial instrument the value of which depends on, or is derived from, the value of one or more underlying assets or indices or asset values.

XIII. BID REQUIREMENT

After the Director of Finance & Administration and/or his/her designee(s) have analyzed and selected one or more optimal types of investments and maturity dates based on cash flow needs and market conditions, the security, when appropriate and feasible, shall be competitively quoted from three (3) separate broker/dealers to ensure the acquisition of market based prices. However, selection by comparison to a current market price as indicated by one of the market pricing resources available to MetroPlan such as the Wall Street Journal or the daily market pricing provided by MetroPlan's Custody Agent or their correspondent institution, shall be utilized when, in the judgement of the investment staff, competitive bidding would inhibit the selection process.

Overnight sweep investment instruments will not be bid, but may be placed with MetroPlan's depository bank relating to the demand account for which the investment instrument was purchased.

XIV.AUTHORIZED INVESTMENTS

Investments should be made subject to the cash flow needs and such cash flows are subject to revisions as market conditions and MetroPlan's needs change. However, when the invested funds are needed in whole or in part for the purpose originally intended or for more optimal investments, Authorized Staff may sell the investment at the then-prevailing market price and place the proceeds into the proper account with MetroPlan's custodian.

The following are the investment requirements and allocation limits on security types, issuers, and maturities as established by MetroPlan. MetroPlan shall have the option to further restrict investment percentages from time to time based on market conditions, risk and diversification investment strategies. The percentage allocations requirements for investment types and issuers are calculated based on the original cost of each investment. Investments not listed in this Policy are prohibited.

Authorized Investment-Sector Type	Minimum Rating Requirement	Maturity Limits	Maximum Allocation	Individual Issuer Limit
Cash and Cash Equivalents	N/A	N/A	100%	N/A
Florida PRIME Fund	AAAm	N/A	50%	N/A
United States Government Securities	N/A	7 Years	80%	N/A
Interest Bearing Time Deposit or Savings Accounts	N/A	3 Years	25%	25%
Repurchase Agreements*	N/A	90 Days	25%	25%
Registered Investment Companies (Money Market Mutual Funds)**	AAAm	N/A	50%	50%
Intergovernmental Investment Pools**	AAAm	N/A	50%	50%

*Securities authorized for collateral are negotiable direct obligations of the United States Government, Government Agencies, and Federal Instrumentalities with maturities under five (5) years and must have a market value for the principal and accrued interest of 102 percent of the value and for the term of the repurchase agreement.

**National Recognized Statistical Rating Organization (NRSRO).

A. THE FLORIDA LOCAL GOVERNMENT SURPLUS FUNDS TRUST FUND ("SBA")

- a. Purchase Authorization - Florida Local Government Surplus Funds Trust Fund ("SBA")
- b. Portfolio Composition - A maximum of 50% of available funds may be invested in the SBA.

B. UNITED STATES GOVERNMENT SECURITIES

- a. Purchase Authorization - Negotiable direct obligations, or obligations the principal and interest of which are unconditionally guaranteed by the United States Government
- b. Portfolio Composition - A maximum of 80% of available funds may be invested in the United States Government Securities with the exception of Treasury Strips which are limited to 10% of available funds.
- c. Maturity Limitations - The maximum length to maturity of any direct investment in the United States Government Securities is seven (7) years from the date of purchase.

C. Demand deposits and Interest-bearing time deposits, money market, or savings accounts in banks

organized under the laws of this state, in national banks organized under laws of the United States, in savings and loan associations which are under state supervision, or in federal savings and loan associations organized under federal law and federal supervision, provided that each such firm shall be doing business and situated in the tri-county area, and further provided that any such deposits are secured by collateral as may be prescribed by Chapter 280 Florida Statutes. Additionally, the bank shall not be listed with any recognized credit watch information service.

- a. Money market funds used shall be Securities and Exchange Commission registered money market funds with the highest credit quality rating from a nationally recognized rating agency and whose portfolios consist only of negotiable direct obligations of, or obligations the principal and interest of which are unconditionally guaranteed by the United States Government.
- b. Demand, savings and time deposits shall be in state-certified qualified public depositories, as defined in F.S. 280.02
- c. Repurchase Agreements done through a commercial bank or government securities dealer, the underlying collateral of which shall be United States Treasury Bills, Notes and Bonds and be 102% collateralized.
- d. Portfolio Composition - A maximum of 25% of available funds may be invested in non-negotiable interest bearing time certificates of deposit.
- e. Limits on Individual Issuers - A maximum of 25% of available funds may be deposited with any one issuer.
- f. Limits on Maturities - The maximum maturity on any certificate shall be no greater than three (3) years from the date of purchase.

D. INTERGOVERNMENTAL INVESTMENT POOL

- a. Investment Authorization - Intergovernmental investment pools that are authorized pursuant to the Florida Interlocal Cooperation Act, as provided in Section 163.01, Florida Statutes and provided that said funds contain no derivatives.
- b. Portfolio Composition - A maximum of 50% of available funds may be invested in intergovernmental investment pools.
- c. Due Diligence Requirements - A thorough review of any investment pool/fund is required prior to investing, and on a continual basis.

XV. PERFORMANCE MEASUREMENT

MetroPlan seeks to optimize return on investments within the constraints of safety and liquidity. MetroPlan will utilize benchmarks in order to assist in the evaluation of investment performance within the operating portfolio. For investments less than 1 year, including liquidity investments, the S&P Rated GIP Index will be used as a benchmark as compared to the portfolios' net book value rate of return. For investments longer than 1 year, the performance will be determined by comparing U.S. Treasury yields with similar maturities at the time of purchase.

All portfolios other than the operating portfolio will be measured on the portfolio's investment objectives determined by the Director of Finance & Administration. The investment program of the Director of Finance & Administration shall be subject to review by the Executive Director and/or the Board of Directors to assure the funds are adequately invested to the best interest of MetroPlan.

XVI. REPORTING

Investment results shall be reported by the Director of Finance & Administration at least annually. Such report shall include securities in the investment portfolio by class/type, book value, income earned and market value as of the date of the report and shall be made available to the public for review. Said report, or the information contained, may be incorporated as part of MetroPlan's annual financial report.

XVII. THIRD-PARTY CUSTODIAL AGREEMENTS

All securities, with the exception of certificates of deposits, shall be held with a third party custodian; and all securities purchased by, and all collateral obtained by; MetroPlan should be properly designated as an asset of MetroPlan. The securities must be held in an account separate and apart from the assets of the financial institution. A third party custodian is defined as any bank depository chartered by the Federal Government, the State of Florida, or any other state or territory of the United States which has a branch or principal place of business in the State of Florida as defined in Section 658.12, Florida Statutes, or by a national association organized and existing under the laws of the United States which is authorized to accept and execute trusts and which is doing business in the State of Florida. Certificates of deposits will be placed in the provider's safekeeping department for the term of the deposit.

The custodian shall accept transaction instructions only from those persons who have been duly authorized by the Director of Finance & Administration and which authorization has been provided, in writing, to the custodian. No withdrawal of securities, in whole or in part, which shall be made from safekeeping, shall be permitted unless by such a duly authorized person.

Monthly, the custodian shall provide the Director of Finance & Administration or designee with detail information on the securities held by the custodian. Security transactions between a broker/dealer and the custodian involving the purchase or sale of securities by transfer of money or securities must be made on a "delivery vs. payment" basis, if applicable, to ensure that the custodian will have the security or money, as appropriate, in hand at the conclusion of the transaction. Only after receiving written authorization from the Finance Director shall authorized securities be delivered "free." Securities held as collateral shall be held free and clear of any liens.

XVIII. INVESTMENT POLICY ADOPTION

The provisions of this policy are supplemental to any and all other laws relating to the legal investments of MetroPlan.

This program shall be subject to periodic review by the Executive Director and/or Board of Directors to assure that all funds are adequately invested to the best interest of MetroPlan and the laws of the State of Florida.

This policy shall become effective immediately upon its adoption by the Board of Directors.

PASSED AND ADOPTED this 13th day of December, 2017.

ATTEST:

CHAIRMAN

EXECUTIVE DIRECTOR



Board Action Fact Sheet

Meeting Date: December 13, 2017

Agenda Item: VIII.I. (Tab 1)

Roll Call Vote: No

Action Requested:	Approval of Revised Bylaws for Community Advisory Committee (CAC)								
Reason:	Adds a process so that MetroPlan Orlando appointees on the CAC can use alternates								
Summary/Key Information:	<p>The current CAC bylaws allow for local government appointees to have alternates, but do not provide a process for MetroPlan Orlando appointees.</p> <p>The revisions in section 4-A add two non-voting alternate seats to the CAC. A new process is outlined on page three of the bylaws for how MetroPlan Orlando appointees can have alternates vote in their places.</p> <p>Some administrative edits have also been made to the bylaws for better readability.</p>								
MetroPlan Budget Impact:	None								
Local Funding Impact:	None								
Committee Action:	<table><tr><td>CAC:</td><td>Recommended approval on November 29, 2017</td></tr><tr><td>TSMO:</td><td>N/A</td></tr><tr><td>TAC:</td><td>N/A</td></tr><tr><td>MAC:</td><td>N/A</td></tr></table>	CAC:	Recommended approval on November 29, 2017	TSMO:	N/A	TAC:	N/A	MAC:	N/A
CAC:	Recommended approval on November 29, 2017								
TSMO:	N/A								
TAC:	N/A								
MAC:	N/A								
Staff Recommendation:	Recommends approval of this request.								
Supporting Information:	A markup version of the CAC bylaws with revisions noted is attached.								



COMMUNITY ADVISORY COMMITTEE BYLAWS

Section 1. Authority, Creation

In accordance with Federal and State law requiring that transportation planning must be comprehensive, cooperative and continuing in nature and provide for private citizen input, an advisory committee known as the "MetroPlan Orlando Community Advisory Committee (CAC)" is hereby created.

Section 2. Definition

For the purpose of these Bylaws, the term "the committee" shall mean the MetroPlan Orlando Community Advisory Committee.

For the purposes of these bylaws, the term "stakeholders" shall mean the residents, visitors, bicycle and pedestrian community, transportation system, transit users. This includes representation from user advocacy groups and those representing the underserved and disadvantaged (see section 4-A-2).

For the purposes of these bylaws, the term "multimodal" shall mean various transportation options such as bicycle, pedestrian, roadway, and transit (including buses and passenger rail).

Section 3. Purpose

The purpose of the committee shall be to involve the stakeholders of the Central Florida area in the transportation planning process by (1) assessing reaction to planning proposals (2) providing comment to MetroPlan Orlando with respect to the concerns of various segments of the population in regard to various transportation needs, as well as (3) recommend and advise on roadway, bicycle, pedestrian, freight, and transit issues.

It is the mission of the committee to:

- A. Advise MetroPlan Orlando on public opinion related to transportation issues from a diverse range of perspectives.
- B. Address stakeholder interests so that proper study and evaluation of transportation needs shall result in a safe, balanced and multimodal transportation system plan.
- C. Provide an effective, stakeholders' review of the preliminary findings and recommendations of MetroPlan Orlando's plans, studies and issues.
- D. Participate in the amendment process to the Long Range Transportation Plan by providing input.

- E. Assist in other missions/functions as deemed desirable by MetroPlan Orlando, including member appointments to ad hoc subcommittees that may be formed from time to time for the purpose of specifically addressing roadways, bicycle, pedestrian, and/or transit-related issues.
- F. Committee meetings shall be publicly noticed in accordance with guidelines in the organization's Public Involvement Plan. From time to time, committee meetings may be held at various locations throughout the region to encourage wider public involvement.

Section 4. Membership, Appointments, Terms of Office, Conflicts, Vacancies, Removal from Office

A. Membership

The ~~31 member~~ committee of 31 voting members and 2 non-voting alternates shall consist of community representatives from Orange, Seminole, and Osceola counties. Members, whether voting or non-voting, shall not be elected officials. Fifteen (15) shall be geographic seats appointed at-large from the jurisdictions as indicated below, and ~~sixteen~~ (16)eighteen (18) shall be appointed by the MetroPlan Orlando Board:

1. Geographic Appointees

Orange County	3 seats
Osceola County	3 seats
Seminole County	3 seats
Orange County municipalities	2 seats
Osceola County municipalities	2 seats
Seminole County municipalities	2 seats

Municipal appointments shall be from the two largest municipalities in each county as determined by the most recent University of Florida or U.S. Census population figures, whichever is most recent.

All geographic appointees shall reside in and be appointed by their respective county or municipality. In selecting new members for appointment, the appointing jurisdiction should consider the personal qualifications of the individuals as lay people in the community, outside the transportation industry, and should strive to include ethnic, social, and economic diversity. MetroPlan Orlando supports diversity and encourages jurisdictions to consider the makeup of their communities when appointing representatives.

2. MetroPlan Orlando Board Appointees

Multimodal Advocates	10 seats
Underserved	3 seats
Transportation Disadvantaged	2 seats (disabled or elderly)
Business Community	1 seat
<u>Non-Voting Alternates</u>	<u>2 seats</u>

MetroPlan Orlando Board appointees must apply for membership through a process

established by MetroPlan Orlando. The Community Advisory Committee shall review the applications and make recommendations to the MetroPlan Orlando Board for approval.

3. Alternates

MetroPlan Orlando expects members to remain actively engaged in the committee, participating as fully as possible. It's recognized that circumstances may occasionally arise that keep a member from attending a meeting. These guidelines on the role of alternates are meant to provide flexibility for members while ensuring committee participation. Members can request that an alternate represent them at a maximum of two meetings during the year.

Alternates for Geographic Appointees: Alternate members may be appointed by the appointing local governments as necessary. These alternates will serve in the absence of the primary member and have the same right to vote and comment on agenda items. Designated alternates shall not be elected officials and must also be lay persons outside of the transportation industry. Each alternate designated by a county or municipality shall also reside within the geographic boundaries of that city or county so as to be familiar with the general citizenry's needs and desires of that city or county.

Alternates for MetroPlan Orlando Appointees: The two Non-Voting Alternates appointed by MetroPlan Orlando are expected to attend all meetings, sit at the table with voting members, and participate in discussions. Voting appointees who are unable to attend a meeting should notify MetroPlan Orlando staff and request a Non-Voting alternate to represent them and vote in their place. Staff will then reach out to the alternates and ensure that they can attend and vote in place of the member. The first voting appointees to notify staff will receive priority. Once all alternates have been engaged, all other appointees not at the meeting will receive absences.

4. Non-Voting Advisors

One representative from LYNX and one from the Florida Department of Transportation District Five shall serve as non-voting advisors.

~~3. In addition, a representative from LYNX, and Florida Department of Transportation District Five, shall serve as a non-voting advisors.~~

~~Alternate members may be appointed by the appointing authority as necessary. These alternates will serve in the absence of the primary member and have the same right to vote and comment on agenda items. Designated alternates shall not be elected officials and must also be lay persons outside of the transportation industry. Each alternate designated by a county or municipality shall also reside within the geographic boundaries of that city or county so as to be familiar with the general citizenry's needs and desires of that city or county.~~

~~Neither voting members of the committee nor their alternate members shall be elected officials.~~

~~All members (designated or alternate) shall avoid any professional conflict of interest. Any committee member who becomes aware of any type of conflict shall make it known to~~

~~the staff liaison and either excuse himself/herself from the proceedings, or file a conflict of interest form into the record.~~

~~From time to time, committee meetings may be held at various locations throughout the region to encourage wider public involvement.~~

B. Appointments, Terms of Office, Conflicts of Interest

1. Representatives shall assume their responsibilities as of the next committee meeting after their appointment.
2. The term of office for a committee member in good standing will be for a period of four (4) years. At the discretion of the appointing authority, a member in good standing can be reappointed to a succeeding term(s).
3. Should a member resign or cease to be a member for any reason before the expiration of his/her term, a successor will be appointed by the designating authority.
4. All members (designated or alternate) shall avoid any professional conflict of interest. Any committee member who becomes aware of any type of conflict shall make it known to the staff liaison and either excuse himself/herself from the proceedings, or file a conflict of interest form into the record.

C. Membership Vacancies, Replacement Process

1. The committee should maintain its continuity by reporting the vacancies on the membership roster to the appointing authority as soon as possible after the vacancy occurs. The supporting MetroPlan Orlando staff person will maintain a continuing oral and written dialog with the appointing authority until the vacancy is filled.
2. Each nominee suggested for a vacant geographic position shall reside within the jurisdictional boundaries of that city or county so as to be familiar with the general citizenry's needs and desires of that city or county.
3. Problems arising out of filling vacancies will be resolved between the appointing authority and MetroPlan Orlando.
4. The Chairperson shall, in coordination with the supporting MetroPlan Orlando staff person, be responsible for the proper management of the committee.

D. Removal From Office

1. Members serve in an advisory capacity, as volunteers, without compensation, and at the pleasure of the MetroPlan Orlando Board and the applicable appointing authority.
2. Grounds for Removal
 - a. Removal for excessive absenteeism
 - i. Each member is expected to demonstrate interest in the committee's

activities through the member's or a designated alternate's participation in the scheduled meetings.

- ii. If a member has two (2) consecutive absences from the meetings, MetroPlan Orlando staff shall notify the appointing authority and said member in writing in an effort to ensure full participation in the committee.
- iii. Members with three (3) consecutive absences will be recommended for removal to the MetroPlan Orlando Board and appointing authority.

b. Removal for cause

i. A member may be removed for cause for:

- a) Any conduct by a member, which in the opinion of MetroPlan Orlando, is inappropriate or unsuitable and which adversely affects, lowers, or destroys the respect or confidence of MetroPlan Orlando in the ability of the member to perform his or her duties as a member of the committee, or conduct which brings disrepute or discredit to the committee or to MetroPlan Orlando;
- b) Violation of any provision of an applicable statute, county, or city code of ethics governing the conduct of officials;
- c) Malfeasance, misfeasance, neglect of duty, or inability to perform his or her official duties; or
- d) Conviction of a felony.

ii. Staff may recommend the removal of a member for cause to the MetroPlan Orlando Board and applicable appointing authority.

3. Procedure for Removal. Removal of a member may be effected by majority vote of the MetroPlan Orlando Board.

Section 5. Officers, Terms of Office

A. The last regular monthly meeting of the year shall be known as the Annual Meeting of the committee, and shall be for the purpose of electing new officers and conducting such other business as may come before the members. The Community Advisory Committee shall elect from its membership the following officers, with the following responsibilities:

1. Chairperson

- a. Preside at all Committee meetings.
- b. Sign any documents authorized by the Committee.
- c. Serve as ex-officio member of all subcommittees that may be formed for specific purpose and/or appoint another committee member to do so.
- d. Form and appoint subcommittees and subcommittee chairpersons according to the needs of the committee.
- e. Represent the committee on the MetroPlan Orlando Board, Regional Leadership Council, and at community functions.

2. Vice-Chairperson

- a. Preside at all Committee meetings in the absence of the Chairperson.
- b. Represent the committee on the Regional Leadership Council.

- c. Exercise all other duties and responsibilities of the Chairperson in his/her absence. These functions shall be performed not longer than the next annual election of the Chairperson.
- B. Each officer so elected shall serve for one (1) year or until said officer is re-elected or a successor is elected, except that the Chairperson's term of office shall be limited to two (2) consecutive one (1) year terms and said officer shall not be eligible again until two (2) additional years have elapsed, nor shall said officer be succeeded by an officer from the same county or jurisdiction within.
- C. Newly elected officers shall be declared installed following their election, and shall assume the duties of the office at the conclusion of the Annual Meeting.
- D. Should the Chairperson resign from committee service, the Vice-Chairperson will assume the position of Chairperson. A new Vice-Chairperson will be elected at the next regularly scheduled meeting.
- E. The successors will fill the unexpired terms and be eligible for reelection to full terms as stated in Section 5, Paragraph B above.

Section 6. Rules of Procedure

- A. The committee shall meet according to the approved annual schedule, and at such other times as the Chairperson or the Committee may determine necessary. A monthly meeting may be waived by the Chairperson but two consecutive meetings may not be waived. Business to have been conducted at the waived meeting shall be considered at the next successive monthly meeting. Special meetings may be called by the Chairperson as necessary to deal with immediate issues.
- B. Committee members or their designated alternates must be present to cast a vote. A quorum shall consist of the majority of those members entitled to vote. Any business transacted by the Committee must be approved by not less than a majority of votes cast. Business shall be transacted only at regular or called meetings and shall be duly recorded in the minutes thereof. The minutes of the Committee's proceedings and official actions shall be public record.
- C. Voting shall be by voice, but a member shall have an individual vote recorded in the minutes if said member so desires. A roll call vote shall be held upon request or as required. All questions or procedures shall be governed by the most current edition of "Robert's Rules of Order," unless superseded by law.
- D. Meeting agendas shall include two public comment periods, one at the beginning of the meeting for action items and again at the end of the meeting for general comments.

Section 7. General Policy

- A. MetroPlan Orlando consists of five (5) committees, including the Board;
 - 1. MetroPlan Orlando Board

2. Community Advisory Committee
 3. Municipal Advisory Committee
 4. Technical Advisory Committee
 5. Transportation Systems Management & Operations Committee
- B. All Committees and studies shall follow the intent and further the Mission Statement adopted by the MetroPlan Orlando Board, which is as follows:
- To provide leadership in transportation planning by engaging the public and fostering effective partnerships.
- C. All committees shall maintain a broad perspective covering the range of all modes of transportation and associated facilities (including, but not limited to, roadways, bicycle and pedestrian facilities, safety, and transit) in all recommended planning work programs so that proper study and evaluation of transportation needs shall result in a multimodal transportation system plan, balanced with respect to areawide needs and properly related to areawide comprehensive plans, goals and objectives.
- D. Reports, studies, plans, programs and databases shall be approved or endorsed by the MetroPlan Orlando Board after review and recommendation by the Community Advisory Committee and such other committees as may be interested or affected.
- E. A recommendation may be noted as officially adopted by the committee and placed into effect immediately.

Section 8. Procedures for Amending Adopted Studies, Plan, or Programs

- A. The procedures for amending the Orlando Urban Area Long Range Transportation Plan, the Transportation Improvement Program, and the Urban Boundary are established in the MetroPlan Orlando Board Rule 35I-1.009 which is incorporated by reference herein.
- B. The Community Advisory Committee shall review the proposed change and shall recommend approval or disapproval to the MetroPlan Orlando Board.
- C. The MetroPlan Orlando Board shall have final approval or disapproval disposition action of the requested change or changes.

Section 9. Ad hoc Subcommittees or Task Force

- A. Ad hoc subcommittees or task forces may be appointed by the Chairman to address specific issues or investigate and report on specific subject areas of interest to the Community Advisory Committee including, but not limited to the following:
 1. Nominating Subcommittee
 2. Bylaws Review Subcommittee
 3. Membership Application Review Subcommittee

- B. Each ad hoc subcommittee may appoint a chairman who will report the subcommittee's findings to the Community Advisory Committee. In the absence of a chairman, a temporary chairman shall be appointed by the subcommittee in accordance with Robert's Rules of Order.
- C. Each meeting shall be recorded and if requested, minutes of a meeting shall be provided.

Section 10. Bylaws Review and Amendment

- A. A bylaws review subcommittee shall review these bylaws every five years or as may be deemed necessary. These bylaws can be amended at any regular meeting of the CAC by voting members or appointed alternates (provided there is a quorum) if the proposed amendment has been submitted in writing to the members with proper notification of the meeting.
- B. These Bylaws may be altered, amended, or added to by vote of the committee provided that:
 - 1. Notice of the proposed changes shall contain a full statement of the proposed amendments.
 - 2. The proposed amendment(s) is/are placed on the agenda for the next scheduled meeting following such presentation.
 - 3. The proposed written changes shall be forwarded to all CAC members at least five (5) business days prior to the meeting at which a vote will be held.
 - 4. CAC members may propose relevant changes from the floor to any proposed amendment under consideration on the agenda.
 - 5. The CAC adopts the proposed amendment(s) by a majority vote of the members present at the CAC meeting.

Approved by the MetroPlan Orlando Board on July 8, 2015

Effective January 1, 2016

Revised by CAC on June 28, 2017; bylaws ratified by MetroPlan Orlando Board on July 12, 2017

Revised by CAC on Nov. 29, 2017

TAB 2





Board Action Fact Sheet

Meeting Date: December 13, 2017

Agenda Item: IX.A (Tab 2)

Roll Call Vote: Yes

Action Requested:	FDOT requests approval of an amendment to the FY 2017/18 - 2021/22 Transportation Improvement Program which primarily includes funding for new projects.		
Reason:	FDOT is adding funding for traffic operations and railroad crossing projects and for a pedestrian safety project.		
Summary/Key Information:	<p>Items of particular significance for our Committees and the Board are as follows:</p> <ul style="list-style-type: none">• Adds \$490,000 in SU funds in FY 2017/18 to purchase equipment for an Automated Traffic Signal Performance Measures project in Orange County• Adds a total of \$300,000 in TSM funds (\$100,000 in FY 2017/18 and \$200,000 in FY 2020/21) for an Advanced Transportation Congestion Management Technology Development (ATCMTD) Mobility and Safety Before and After Study in Orange County• Adds a total of \$934,339 in RHH and RHP funds in FY 2017/18 for construction of five railroad crossing safety projects in Orange County• Adds an increase of \$208,059 in SU funds and \$50,000 in LF funds in FY 2017/18 for construction of a pedestrian safety project on CR 427/Ronald Reagan Blvd. in Longwood		
MetroPlan Budget Impact:	None		
Local Funding Impact:	None		
Committee Action:	CAC:	Recommended for approval on November 29, 2017	
	TSMO:	Recommended for approval on December 1, 2017	
	TAC:	Recommended for approval on December 1, 2017	
	MAC:	To be taken up on December 7, 2017	
Staff Recommendation:	Recommends approval		
Supporting Information:	These documents are provided at Tab 2:		
	FDOT letter dated November 21, 2017		
	Proposed Board Resolution No. 17-16		



Florida Department of Transportation

RICK SCOTT
GOVERNOR

719 S. Woodland Boulevard
DeLand, Florida 32720-6834

MIKE DEW
SECRETARY

November 21, 2017

Mr. Gary Huttman
Deputy Executive Director
MetroPlan Orlando
250 South Orange Ave., Suite 200
Orlando, FL 32801

Dear Mr. Huttman:

Subject: REQUEST FOR TRANSPORTATION IMPROVEMENT PROGRAM CHANGES

The Florida Department of Transportation requests the following changes to be made to MetroPlan Orlando's Transportation Planning Organization's Adopted Fiscal Years 2017/2018 – 2021/2022 Transportation Improvement Program (TIP) in coordination with the corresponding changes to the Department's Adopted Work Program. Please make sure that you put the amendment date on your cover page of the TIP and the page of the TIP that the project is listed on.

ORANGE COUNTY

FM#442545-1 Orange County Automated Traffic Signal Performance Measures (ATSPM) Equipment Traffic Control Devices – Traffic Control Devices/System – Project Sponsor: Florida Department of Transportation

Current TIP Status:

Project is currently not in the TIP for Fiscal Years 2017/2018 – 2021/2022.

Current TIP:

Phase	Original Funding Type	Original Amount	Fiscal Year
CAP (Capital Purchase)	None	\$0.00	2018
		\$0.00	
	TOTAL	\$0.00	

Proposed Amendment:

Phase	Amended Funding Type	Amended Amount	Fiscal Year
CAP (Capital Purchase)	SU (Federal)	\$490,000.00	2018
		\$0.00	
	TOTAL	\$490,000.00	

Difference: \$490,000.00

Explanation: New project programmed into the Department's Work Program System for the Department to purchase equipment for signal performance measures for intergraded corridor management in Orange County.

FM#442742-1 Advanced Transportation Congestion Management Technology Development (ATCMTD) Mobility and Safety Before and After Study – Other ITS Project - Project Sponsor: Florida Department of Transportation

Current TIP Status:

Project is currently not in the TIP for Fiscal Years 2017/2018 – 2021/2022.

Current TIP:

Phase	Original Funding Type	Original Amount	Fiscal Year
Operations (Consultant/Contractor)	None	\$0.00	2018
	TOTAL	\$0.00	

Proposed Amendment:

Phase	Amended Funding Type	Amended Amount	Fiscal Year
Operations (Consultant/Contractor)	TSM (Federal)	\$100,000.00	2018
Operations (Consultant/Contractor)	TSM (Federal)	\$200,000.00	2021
	TOTAL	\$300,000.00	

Difference: \$300,000.00

Explanation: New project programmed into the Department's Work Program System for Orange County due to availability of funding for Fiscal Year 2018. The scope of the project includes studying Signal Performance Measures, Intersection Movement Counts, and development of Invitation to Bid documents.

FM#442771-1 State Road 500 to North of Silver Star Road, Rail Crossing #622365-A in the City of Orlando. Project Sponsor: Florida Department of Transportation

Current TIP Status:

Project is currently not in the TIP for Fiscal Years 2017/2018 – 2021/2022.

Current TIP:

Phase	Original Funding Type	Original Amount	Fiscal Year
Construction Railroad	None	\$0.00	2018
	TOTAL	\$0.00	

Proposed Amendment:

Phase	Amended Funding Type	Amended Amount	Fiscal Year
Construction Railroad	RHH (Federal)	\$187,523.00	2018
	TOTAL	\$187,523.00	

Difference: \$187,523.00

Explanation: New project programmed into the Department's Work Program System. The District received additional Rail/ Highway Crossing funds and this project was selected to receive funding to install cantilevers, flashing lights, gates, pedestrian gate, cabinets, cable conduit and power at crossing.

FM#442772-1 Bethune Avenue Rail Crossing #621887-U in the City of Winter Garden. Project Sponsor: Florida Department of Transportation

Current TIP Status:

Project is currently not in the TIP for Fiscal Years 2017/2018 – 2021/2022.

Current TIP:

Phase	Original Funding Type	Original Amount	Fiscal Year
Construction Railroad	None	\$0.00	2018
	TOTAL	\$0.00	

Proposed Amendment:

Phase	Amended Funding Type	Amended Amount	Fiscal Year
Construction Railroad	RHH (Federal)	\$184,276.00	2018
	TOTAL	\$184,276.00	

Difference: \$184,276.00

Explanation: New project programmed into the Department's Work Program System. The District received additional Rail/ Highway Crossing funds and this project was selected to receive funding to install flashing lights, gates, pedestrian gate, cabinets, and cable conduit at crossing.

FM#442773-1 Gilliam Road Rail Crossing #621861-S in the City of Apopka. Project Sponsor:
Florida Department of Transportation

Current TIP Status:

Project is currently not in the TIP for Fiscal Years 2017/2018 – 2021/2022.

Current TIP:

Phase	Original Funding Type	Original Amount	Fiscal Year
Construction Railroad	None	\$0.00	2018
	TOTAL	\$0.00	

Proposed Amendment:

Phase	Amended Funding Type	Amended Amount	Fiscal Year
Construction Railroad	RHH (Federal)	\$178,908.00	2018
	TOTAL	\$178,908.00	

Difference: \$178,908.00

Explanation: New project programmed into the Department's Work Program System. The District received additional Rail/ Highway Crossing funds and this project was selected to receive funding to install flashing lights, gates, cabinets, cable conduit and power at crossing.

**FM#442774-1 Ponkan Road Rail Crossing #625240-K in the City of Apopka. Project Sponsor:
Florida Department of Transportation**

Current TIP Status:

Project is currently not in the TIP for Fiscal Years 2017/2018 – 2021/2022.

Current TIP:

Phase	Original Funding Type	Original Amount	Fiscal Year
Construction Railroad	None	\$0.00	2018
	TOTAL	\$0.00	

Proposed Amendment:

Phase	Amended Funding Type	Amended Amount	Fiscal Year
Construction Railroad	RHP (Federal)	\$191,816.00	2018
	TOTAL	\$191,816.00	

Difference: \$191,816.00

Explanation: New project programmed into the Department's Work Program System. The District received additional Rail/ Highway Crossing funds and this project was selected to receive funding to install flashing lights, gates, cabinets, cable conduit and power at crossing.

**FM#442775-1 South Highland Avenue Rail Crossing #625273-X in the City of Apopka.
Project Sponsor: Florida Department of Transportation**

Current TIP Status:

Project is currently not in the TIP for Fiscal Years 2017/2018 – 2021/2022.

Current TIP:

Phase	Original Funding Type	Original Amount	Fiscal Year
Construction Railroad	None	\$0.00	2018
	TOTAL	\$0.00	

Proposed Amendment:

Phase	Amended Funding Type	Amended Amount	Fiscal Year
Construction Railroad	RHP (Federal)	\$191,816.00	2018
	TOTAL	\$191,816.00	

Difference: \$191,816.00

Explanation: New project programmed into the Department's Work Program System. The District received additional Rail/ Highway Crossing funds and this project was selected to receive funding to install flashing lights, gates, cabinets, cable conduit and power at crossing.

SEMINOLE COUNTY

FM#437931-1 County Road 427 (Ronald Reagan Boulevard) From State Road 434 to North of Palmetto Avenue – Pedestrian Safety Improvements. Project Sponsor: Florida Department of Transportation/City of Longwood

Current TIP Status:

Project is currently in the TIP for Fiscal Years 2017/2018 – 2021/2022.

Current TIP:

Phase	Original Funding Type	Original Amount	Fiscal Year
Construction	SU (Federal)	\$1,321,000.00	2018
	TOTAL	\$1,321,000.00	

Proposed Amendment:

Phase	Amended Funding Type	Amended Amount	Fiscal Year
Construction	SU (Federal)	\$1,529,059.00	2018
Construction	LF (Local)	\$50,000.00	
	TOTAL	\$1,579,059.00	

Difference: \$258,059.00

Explanation: Project limits changed from State Road 434 to Georgia Avenue to State Road 434 to North of Palmetto Avenue. Limits were changed due to the City of Longwood's submitted plans. Project cost increased by \$258,059.00 since final TIP. The scope of the project includes widening to accommodate 7 foot

buffered bike lanes, escape areas and on-street parking within the existing right of way. Construction activities include milling and resurfacing, 8 foot wide 4 inches thick concrete sidewalk, 6 inches thick driveways, detectable warning surfaces, clearing and grubbing, maintenance of traffic, drainage improvements, adding and relocating some signs and pavement markings. Work also includes curb and gutter, sodding, architectural pavers for on-street parking and crosswalks and signalization work. If you should have any questions please do not hesitate to contact me at 386-943-5391.

Sincerely,

A handwritten signature in blue ink, appearing to read "B. M. Stanger", with a stylized flourish at the end.

Brian Stanger, P.E.

District Planning & Environmental Management Administrator
District Five

cc: Harry Barley, Executive Director, MetroPlan Orlando
Keith Caskey, Managing of Planning Services, MetroPlan Orlando

RESOLUTION NO. 17-16

SUBJECT:

**Amendment to the FY 2017/18 - 2021/22
Transportation Improvement Program**

WHEREAS, the Orlando Urbanized Area Metropolitan Planning Organization (MPO), d.b.a. MetroPlan Orlando, is the duly designated and constituted body responsible for carrying out the urban transportation planning and programming process for the Orlando Urbanized Area, including the Transportation Improvement Program; and

WHEREAS, the Florida Department of Transportation (FDOT) is requesting to amend the FY 2016/17-2020/21 Transportation Improvement Program (TIP) in accordance with the MetroPlan Orlando Internal Operating Procedures; and

WHEREAS, the requested amendment is described as follows:

Orange County

- FM #4425451 - Orange County ATSPM (Automated Traffic Signal Performance Measures) Traffic Control Devices - Purchase of Signal Performance Equipment - Funding consists of \$490,000 in SU funds for capital purchase in FY 2017/18;
- FM #4427421 - Advanced Transportation Congestion Management Technology Development (ATCMTD) Mobility and Safety Before and After Study - Funding consists of \$100,000 in TSM funds for operations in FY 2017/18 and \$200,000 in TSM funds for operations in FY 2020/21;
- FM #4427711 - Rail Crossing #622365-A on SR 500/US 441 north of Silver Star Road in Orlando - Funding consists of \$187,523 in RHH funds for construction in FY 2017/18;
- FM #4427721 - Rail Crossing #621887-U on Bethune Avenue in Winter Garden - Funding consists of \$184,276 in RHH funds for construction in FY 2017/18;
- FM #4427731 - Rail Crossing #621861-S on Gilliam Road in Apopka - Funding consists of \$178,908 in RHH funds for construction in FY 2017/18;
- FM #4427741 - Rail Crossing #625240-K on Ponkan Road in Apopka - Funding consists of \$191,816 in RHP funds for construction in FY 2017/18;
- FM #4427751 - Rail Crossing #625273-X on South Highland Avenue in Apopka - Funding consists of \$191,816 in RHP funds for construction in FY 2017/18;

Seminole County

- **FM #4379311 - CR 427 (Ronald Reagan Boulevard) from SR 434 to North of Palmetto Avenue - Pedestrian Safety Improvements - Funding consists of \$1,529,059 in SU funds and \$50,000 in LF funds for construction in FY 2017/18; and**

WHEREAS, the requested amendment described above is consistent with MetroPlan Orlando's project priorities and currently adopted Long Range Transportation Plan.

NOW, THEREFORE, BE IT RESOLVED by the MetroPlan Orlando Board that the Florida Department of Transportation's amendment to the FY 2017/18 - 2021/22 Transportation Improvement Program be approved as requested.

Passed and duly adopted at a regular meeting of the MetroPlan Orlando Board on the 13th day of December, 2017.

Certificate

The undersigned duly qualified as Chairman of the MetroPlan Orlando Board certifies that the foregoing is a true and correct copy of a Resolution adopted at a legally convened meeting of the MetroPlan Orlando Board.

Honorable Bob Dallari, Chairman

Attest:

Cathy Goldfarb, Sr. Board Services Coordinator
and Recording Secretary

TAB 3





Board Action Fact Sheet

Meeting Date: December 13, 2017

Agenda Item: IX.B (Tab 3)

Roll Call Vote: No

Action Requested: To elect the Board Chairman, Vice Chairman and Secretary-Treasurer for the period January 1, 2018 through December 31, 2018.

Reason: MetroPlan Orlando's Internal Operating Procedures stipulate that new officers shall be elected at the last scheduled meeting of each calendar year.

Summary/Key Information: The Board's 2017 Officers are as follows:

Chairman:	Commissioner Bob Dallari
Vice Chairman:	Commissioner Cheryl Grieb
Secretary-Treasurer:	Commissioner Pete Clarke

MetroPlan Budget Impact: None

Local Funding Impact: None

Committee Action:

CAC:	N/A
TSMO:	N/A
TAC:	N/A
MAC:	N/A

Staff Recommendation: N/A

Supporting Information: Provided at Tab 3:

Internal Operating Procedures – Section IV. – Officers

History of Past Chairs Report – 1996-2017

- Office of Mayor (1)
- (h) City of Kissimmee
Office of Mayor (1)
- (i) City of Sanford
Office of Mayor (1)
- (j) Central Florida Regional Transportation Authority (LYNX) (1)
- (k) Greater Orlando Aviation Authority (1)
- (l) Sanford Airport Authority (1)
- (m) Municipal Advisory Committee (1)

(3) A MetroPlan Orlando member entity may appoint, by action taken at an official meeting of the entity, an alternate for one or more of its appointed MetroPlan Orlando members.

(a) An alternate voting member's term shall be for no longer than the term of the voting member they represent as specified in Section 339.175(3)(b), Florida Statutes.

(b) A MetroPlan Orlando member entity shall notify MetroPlan Orlando, in writing, that the appointed individual may act as a regular alternate member in accordance with Section 339.175(3)(a), Florida Statutes, if the regular member cannot attend a meeting the alternate member may be designated for one or more specific meetings, at the discretion of the MetroPlan Orlando member entity.

IV. **OFFICERS**

(1) The last scheduled meeting of each calendar year shall be known as the Annual Meeting of MetroPlan Orlando and shall be for the purpose of electing new officers and conducting such other business as may come before the members. MetroPlan Orlando shall elect from its voting membership a Chairman, Vice Chairman and Secretary-Treasurer.

(2) Each officer shall be from a different local government or transportation agency.

(3) Each member so elected shall serve for one (1) year or until he/she is reelected or until his/her successor is elected. The Chairman, Vice Chairman and Secretary-Treasurer's terms of office shall be limited to two (2) consecutive one (1) year terms and neither shall be eligible again until two (2) additional years have elapsed, nor shall either be succeeded by a member from the same local government or agency for his/her respective office.

(4) The newly elected officers shall be declared installed and shall assume the duties of office at the first scheduled meeting of the new calendar year, or as designated by the board.

(5) The Chairman shall preside at all meetings of MetroPlan Orlando and perform all duties as may be prescribed by MetroPlan Orlando.

(6) The Vice Chairman will assume the duties and responsibilities of the Chairman in the Chairman's absence.

(7) The Secretary-Treasurer shall be responsible for ensuring the minutes and records of MetroPlan Orlando are kept in proper order.

(8) All official contracts, agreements and other documents approved for action by MetroPlan Orlando shall be signed by the Chairman or a designee approved by the Board, or either of the other two (2) officers.

V. EXECUTIVE DIRECTOR

(1) The Executive Director is selected and appointed by MetroPlan Orlando members and serves at their discretion and pleasure.

(2) The Executive Director, under the general policy direction of MetroPlan Orlando and within its adopted guidelines, has the authority to perform the highest level leadership, managerial and administrative functions related to MetroPlan Orlando, including, but not limited to the following:

(a) Implementing the vision and mission of MetroPlan Orlando by providing the necessary leadership in planning and promoting a comprehensive intermodal surface transportation system.

(b) Working with MetroPlan Orlando in the development of strategies, goals, objectives and plans for growth management.

History of Past Chairs Report

Feb 1996 – Jan 1997	Orange County Commissioner Bill Donegan
Feb 1997 – Jun 1997	Orange County Commissioner Mary I. Johnson
Jul 1997 – Jun 1998	Seminole County Commissioner Randy Morris
Jul 1998 – Jun 1999	Osceola County Commissioner Mary Jane Arrington
Jul 1999 – Jun 2000	Osceola County Commissioner Mary Jane Arrington
Jul 2000 – Jun 2001	Orange County Commissioner Ted Edwards
Jul 2001 – Jun 2002	Seminole County Commissioner Dick Van Der Weide
Jul 2002 – Jun 2003	City of Kissimmee Commissioner Wendell J. McKinnon
Jul 2003 – Jun 2004	Orange County Commissioner Ted Edwards
Jul 2004 – Nov 2004	Seminole County Commissioner Daryl McLain
Dec 2004 – Dec 2005	Seminole County Commissioner Randall C. Morris
Jan 2006 – Dec 2006	City of Kissimmee Commissioner Wendell J. McKinnon
Jan 2007 – Dec 2007	Orange County Commissioner Linda Stewart
Jan 2008 – Dec 2008	Seminole County Commissioner Carlton Henley
Jan 2009 – Dec 2009	Osceola County Commissioner John Quinones
Jan 2010 – Dec 2010	Orange County Commissioner Bill Segal
Jan 2011 – Dec 2011	Seminole County Commissioner Bob Dallari
Jan 2012 – Dec 2012	Osceola County Commissioner Brandon Arrington
Jan 2013 – Dec 2013	City of Orlando Commissioner Daisy W. Lynum
Jan 2014 – Dec 2014	Seminole County Commissioner Bob Dallari
Jan 2014 – Dec 2015	City of Kissimmee Mayor Jim Swan
Jan 2016 – Dec 2016	Orange County Commissioner Scott Boyd
Jan 2017 – Dec 2017	Seminole County Commissioner Bob Dallari

TAB 4





metroplan orlando
A REGIONAL TRANSPORTATION PARTNERSHIP

250 SOUTH ORANGE AVENUE
SUITE 200
ORLANDO, FLORIDA 32801

PH: 407.481.5672
FX: 407.481.5680
WWW.METROPLANORLANDO.ORG

November 13, 2017

The Honorable John L. Mica

[REDACTED]

[REDACTED]

Dear Congressman Mica:

Enclosed is a copy of Board Resolution No. 17-15 that was approved by a unanimous vote of our members at the MetroPlan Orlando Board meeting on November 8, 2017.

It is important you know how grateful we are for all that you have done – and continue to do – with the evolution of our regional transportation system.

We were very excited to get the recent news about our grant award under the Advanced Transportation and Congestion Management Technologies Deployment Initiative. And this should be very gratifying for you given your role with getting this program in the FAST Act.

I understand you have offered to continue providing us with advice and assistance on federal transportation matters. This is very kind of you – and with the needs we have in Central Florida, we never pass on an offer like this.

On behalf of the Board members and staff here at MetroPlan Orlando, I wish you and Pat all the best in life's next chapter.

Sincerely,

Bob Dallari
Board Chairman

Enclosure



metroplan orlando

A REGIONAL TRANSPORTATION PARTNERSHIP

RESOLUTION NO. 17-15

SUBJECT:

Board Resolution Honoring Congressman John L. Mica

**APPROVED BY
METROPLAN ORLANDO**

C. Goldfarb 11-8-2017

WHEREAS, Congressman John L. Mica represented Central Florida in the United States House of Representatives with distinction between 1992-2016; and

WHEREAS, Congressman Mica was committed to serving his constituents by addressing both immediate needs and long-range planning; and

WHEREAS, Congressman Mica was recognized as a leader in the transportation industry among fellow members of Congress and by practitioners across the country; and

WHEREAS, Congressman Mica served on the House Transportation & Infrastructure Committee where surface transportation policy and modernizing the nation's air traffic control system were among his top priorities; and

WHEREAS, Congressman Mica was instrumental in strengthening the region's partnership with the federal government to accomplish major projects including the completion of the beltway, the rebuilding of I-4, SunRail, expanding the capacity of the region's three commercial airports, enhancing Port Canaveral and supporting efforts by Space Florida; and

WHEREAS, Congressman Mica worked tirelessly in a bi-partisan fashion with the Administration and Congress to obtain approval of a series of federal transportation bills, most recently the FAST Act (Fixing America's Surface Transportation System) which was signed into law by President Obama on December 4, 2015; and

WHEREAS, Congressman Mica played a major role with getting the Advanced Transportation and Congestion Management Technologies Deployment Initiative grant program in the FAST Act which provides \$60 million/year for each of five years to demonstrate the value of investing in technology to improve the efficiency and reliability of the nation's transportation system; and

WHEREAS, MetroPlan Orlando partnered with the Florida Department of Transportation and the University of Central Florida to submit a grant application in 2017 and the application was selected by the United States Department of Transportation to receive \$11.9 million in federal funding

NOW, THEREFORE, BE IT RESOLVED, that the MetroPlan Orlando Board expresses the region's sincere appreciation for Congressman Mica's extraordinary efforts over the past 25 years to improve Central Florida's regional transportation system for residents, visitors and businesses; and

BE IT FURTHER RESOLVED, that the Board recognizes the nationwide impact that Congressman Mica's work has had on transportation policy development and calling attention to the importance of making wise investments in the nation's infrastructure.

Passed and duly adopted at a regular meeting of the MetroPlan Orlando Board on the 8th day of November, 2017.

Certificate

The undersigned duly qualified as Chairman of the MetroPlan Orlando Board certifies that the foregoing is a true and correct copy of a Resolution adopted at a legally convened meeting of the MetroPlan Orlando Board.



Honorable Bob Dallari, Chairman

Attest:



Cathy Goldfarb, Sr. Board Services Coordinator
and Recording Secretary



250 SOUTH ORANGE AVENUE
SUITE 200
ORLANDO, FLORIDA 32801

PH: 407.481.5672
FX: 407.481.5680
WWW.METROPLANORLANDO.ORG

October 31, 2017

The Honorable Linda Stewart
The Florida Senate
1726 South Bumby Avenue
Orlando, Florida 32806

Dear Senator Stewart:

We learned recently from the Florida Department of Transportation that six projects in our region with a total estimated cost of \$101 million are being deferred because the latest revenue forecast is less than the previous forecast. Three of these projects are in Senate District 13:

1. The 6-laning of SR 50 from Avalon Park Boulevard to Chuluota Road. Construction (with an estimated cost of \$28 million) is being deferred from FY2021/2022 to FY 2022/2023.
2. The 6-laning of SR 50 from Chuluota Road to SR 520. Construction (with an estimated cost of \$27 million) is being deferred from FY 2022/2023 to FY 2023/2024.
3. Design and construction of a drainage project on SR 50 from Irvington Avenue to Maguire Boulevard. Design (with an estimated cost of \$600,000) is being deferred from FY2018/2019 to FY 2019/2020; construction (with an estimated cost of \$1.5 million) is being deferred from FY2020/2021 to FY 2021/2022.

In addition, no new projects or project phases from our Board-approved Prioritized Project List for urban arterials can be funded because of the revenue forecast change. This impacts our ability to keep pace with population and visitor growth.

We have requested additional information from the Florida Department of Transportation to get a better understanding of the reason for the change in the forecast. Possible reasons could be a more conservative forecast for state gas tax revenue given fuel efficiency improvements and the impact of alternative fueled vehicles, along with the fiscal impacts from Hurricane Irma. If so, this calls attention to the need for changes in the way transportation is funded.

Sincerely,

Harold W. Barley
Executive Director



LAKE COUNTY FLORIDA

Real Florida. Real Close.

November 7, 2017

Chairman Lee Constantine
Wekiva River Basin Commission
Seminole County Board of County Commissioners
378 CenterPointe Circle, Suite 1268
Altamonte Springs FL 32701

Dear Chairman Constantine:

I serve as the Lake County Commissioner for District 4, which includes those portions of the Wekiva Parkway, the Wekiva River Basin and Wekiva Protection Area within Lake County. I have attached an editorial for your consideration whereby I support a fourth interchange on the Wekiva Parkway at CR 435 in Orange County. As indicated below, if additional land use restrictions similar to those in Lake County are adopted by the City of Apopka and included in the "Wekiva River Protection Act" and the "Wekiva Parkway and Protection Act" (referred to herein as the "Wekiva Act"), a permanent fourth interchange at this location will prevent Mt. Plymouth from being inundated with daily traffic, will protect wildlife, and provide real, tangible and long lasting protection to the Wekiva River Basin.

Some have asserted that the three interchange limitation set forth in the "Wekiva Act" actually provides the greatest protection to the Wekiva Basin, wildlife, water quality, and the springshed by limiting growth and development to specific areas. Yet the three interchange limitation actually has the effect of changing the quaint, quiet character of the Mt. Plymouth community forever due to a constant flow of traffic that will use CR 435 to reach the Camp Challenge interchange on SR 46 once the temporary interchange is closed. Intercepting this traffic at CR 435 would protect Mt. Plymouth's character, prevent traffic congestion, promote safety (due to the winding turns), and provide greater protection to wildlife.

The Apopka future land use plan already limits the land uses around CR 435 to Rural, Rural Settlement, Conservation, and Agricultural; if these land uses were memorialized in the "Wekiva Act", meaningful protection of the Wekiva Basin and the surrounding area of Mt. Plymouth could be assured.

I would be glad to meet with you to discuss this in greater detail. You can reach me by email at lcampione@lakecountyfl.gov or by phone at 352-343-9850.

Sincerely,

Leslie Campione
Commissioner, District 4

cc: Members of Wekiva River Basin Commission

RECEIVED

NOV 09 2017

METROPLAN ORLANDO

BOARD OF COUNTY COMMISSIONERS' OFFICE
P.O. BOX 7800 • 315 W. MAIN ST., • SUITE 316 • TAVARES, FL 32778 • P 352.343.9850 • F 352.343.9495
Board of County Commissioners • www.lakecountyfl.gov

TIMOTHY I. SULLIVAN
District 1

SEAN M. PARKS, AICP, QEP
District 2

WENDY R. BREEDEN
District 3

LESLIE CAMPIONE
District 4

JOSH BLAKE
District 5

Saving Mt. Plymouth, Lake County and the Wekiva Basin from the “unintended” consequences of the “three interchange” limitation

by Lake County Commissioner Leslie Campione, District 4

If you've ever driven north on CR 435 during rush hour from Apopka to the Orange-Lake County line, then made your way through the small, quiet community of Mt. Plymouth on your way to SR 46, you fully understand why many residents in this quaint area of Northeast Lake County would like to see the temporary ramps at the intersection of CR 435 and the Wekiva Parkway become permanent, with one proviso: that the zoning laws in Orange County and Apopka sufficiently prohibit any new commercial or residential uses immediately surrounding this area. And that these restrictions should be added to the “Wekiva River Protection Act” and the “Wekiva Parkway and Protection Act” (referred to herein as the “Wekiva Act”), just as they were years ago for property within Lake County.

Despite what you've read in the newspaper, or heard from environmental advocates and politicians who brokered the Wekiva Parkway deal, there is no secret agenda here to “open up the door” for more development of this area, in fact, just the opposite is true. Sorrento and Mt. Plymouth residents in Lake County relish the fact they live in an area where the residential densities from CR 435 to the Wekiva River are primarily 1 unit to 40 acres or designated for perpetual conservation or owned by State agencies; and no new commercial land uses are permitted in the Wekiva Protection Area outside of the Mt. Plymouth-Sorrento Urban Compact Node (a small area along SR 46) except for a few existing land uses which were “grandfathered in” during the adoption of the “Wekiva Act”.

The abundant wildlife that traverses this area makes no distinction between where the Wekiva Parkway begins or ends, and arguably due to fencing and other improvements designed to protect wildlife from approaching the Parkway, there could be more incidents of deer and bear being hit along CR 435 once the temporary ramp is closed due to the sheer volume of traffic that will travel this road daily to reach the Wekiva Parkway interchange on SR 46 at Camp Challenge (where they will take the Parkway east toward Seminole County).

Most of the rhetoric against leaving this ramp open centers around the “promise” that there would only be three interchanges on the Wekiva Parkway (Kelly Park Road in Apopka, Mount Dora, and Camp Challenge on SR 46) with the hope that the “if you build it, they will come” phenomenon would never come to fruition in this environmentally sensitive area. The Kelly Park Interchange has been designed as the mega interchange with a large amount of retail uses while the City of Mount Dora has limited retail and residential uses at its interchange with the primary focus on targeted industries such as technology, health care, research and education. Ironically, it is the Camp Challenge interchange on SR 46, which is restricted forever from having commercial development and housing developments around it, that will pull traffic from the south and wreak havoc on Mt. Plymouth, which is essentially a residential neighborhood bifurcated by CR 435.

Before the temporary ramp was built, a steady stream of Apopka and Orange County residents used this route daily to travel east to Seminole County, I-4 or beyond. But with the current configuration these motorists can slip onto the Wekiva Parkway and avoid the corkscrew turns and bends on CR 435 as it winds into Lake County. Some say that once the temporary ramp is closed, these same motorists will drive west on Kelly Park Road to get onto the Parkway where they will then begin driving east again — this would only be the case if it takes them less time, real or perceived, and if it is less distance, which it is not. Therefore, once the temporary ramp is closed, CR 435 will be inundated daily with traffic traveling from Orange County to SR 46 through Mt. Plymouth and that small neighborhood will be congested and changed forever for the worst.

The Lake County Comprehensive Plan and "Wekiva Act" prohibits commercial and residential development at the interchange at Camp Challenge on SR 46. Apopka's current Comprehensive Plan already limits the land uses around CR 435 to conservation, agricultural homestead, rural settlement and rural - but these limitations could be memorialized by amending the "Wekiva Act" to include them, which would assure they could not be changed or "upzoned" in the future.

Making the CR 435 ramps permanent and prohibiting commercial uses and residential development at this interchange would provide greater protection to wildlife, save the Mt. Plymouth community, and protect its quaint, quiet and natural character by intercepting the onslaught of traffic that will otherwise use CR 435 to reach the Camp Challenge interchange on SR 46.



metroplan orlando

A REGIONAL TRANSPORTATION PARTNERSHIP

November 3, 2017

To: Board Members

From: Harold W. Barley, Executive Director HWB

Subject: Weekend Training Institute for Elected Officials

You're invited to attend an upcoming session of the Florida MPO Advisory Council (MPOAC) Weekend Training Institute for Elected Officials. This is the only training program of its kind in the nation. Two sessions have been scheduled for the coming year:

Friday, April 13 - Sunday, April 15, 2018

Florida League of Cities University Training Center
Orlando, Florida

Friday, June 1 - Sunday, June 3, 2018

Renaissance Tampa International Plaza Hotel
Tampa, Florida

Additional information is provided on the attached brochure. MetroPlan Orlando has up to three seats reserved in each session. We will pay for Board members' registration. A number of Board members have attend this program and it has always gotten excellent reviews.

If you would like to take advantage of this training opportunity, please contact Cathy Goldfarb, Senior Board Services Coordinator, at cgoldfarb@metroplanorlando.org or at 407.481.5672 x315 by the close of business on Friday, January 12, 2018. We will take care of handling your registration and, if you elect to attend the session in Tampa, your hotel and travel arrangements.

Attachment



metroplan orlando

A REGIONAL TRANSPORTATION PARTNERSHIP

October 31, 2017

TO: Board Members

FROM: Harold W. Barley, Executive Director

HWB

SUBJECT: 2017 Population Estimates

The official 2017 population estimates have been released by the University of Florida's Bureau of Economic and Business Research (BEBR). The attached table compares 2016 and 2017 figures for our 3-county area, our neighboring counties and the State of Florida.

Highlights are as follows:

- From 2016 to 2017, there was a 2.63% increase in the population of our 3-county area – which is up slightly from 2015-2016 (2.43%). This is a net increase of 54,000 new residents in the past year – or more than 1,000 new residents each week.
- Osceola County continues to have the highest rate of growth (+4.57%). This is extraordinary, although consistent with earlier forecasts and future projections. People arriving from Puerto Rico as a result of the hurricane are likely to result in an even higher rate of growth in the year ahead.
- The municipality with the largest increase (excluding Bay Lake) was the City of St. Cloud (+4.87%). A majority of Seminole County residents (52%) live in municipalities; a majority of Orange County residents (64%) and Osceola County residents (66%) live in unincorporated areas.
- When we look at our 10-county region that is covered by the Central Florida MPO Alliance:
 - The growth rate from 2016 to 2017 was 2.06% – which held constant from 2015-2016. This reflects continuing improvement in the region's economy with all counties experiencing some growth.
 - This growth rate exceeded the rate for the entire State of Florida (1.67%) – and nearly 30% of the state's population growth occurred in our 10-county region.

These population figures will be used to develop our Unified Planning Work Program for 2018/2019 and our budget for next year.

Attachment



metroplan orlando

A REGIONAL TRANSPORTATION PARTNERSHIP

Comparison of 2016 & 2017 Population Estimates for MetroPlan Orlando Region

	<u>2016 Pop.Estimates</u>	<u>2017 Pop.Estimates</u>	<u># Change</u>	<u>% Change</u>
Orange Co. Total	1,280,387	1,313,880	+33,493	+2.62%
Apopka	47,826	49,750	+1,924	+4.02%
Bay Lake	15	23	+8	+53.33%
Belle Isle	6,541	6,701	+160	+2.45%
Eatonville	2,251	2,305	+54	+2.40%
Edgewood	2,642	2,643	+1	+0.03%
Lake Buena Vista	22	22	0	0%
Maitland	17,598	17,401	-197	-1.12%
Oakland	2,635	2,658	+23	+0.87%
Ocoee	41,881	43,072	+1,191	+2.84%
Orlando	271,752	279,789	+8,037	+2.96%
Windermere	2,889	2,887	-2	-0.07%
Winter Garden	41,606	42,959	+1,353	+3.15%
Winter Park	29,308	29,317	+9	+0.03%
Unincorporated	813,421	834,353	+20,932	+2.57%
<hr/>				
Osceola Co. Total	322,862	337,614	+14,752	+4.57%
Kissimmee	68,401	69,962	+1,561	+2.28%
St. Cloud	42,998	45,094	+2,096	+4.87%
Unincorporated	211,463	222,558	+11,095	+5.25%
<hr/>				
Seminole Co. Total	449,124	454,757	+5,633	+1.25%
Altamonte Springs	43,905	44,482	+577	+1.31%
Casselberry	27,786	28,548	+762	+2.74%
Lake Mary	16,119	16,538	+419	+2.60%
Longwood	14,897	15,156	+259	+1.74%
Oviedo	37,128	37,701	+573	+1.54%
Sanford	57,248	57,839	+591	+1.03%
Winter Springs	36,156	36,654	+498	+1.38%
Unincorporated	215,885	217,839	+1,954	+0.91%
<hr/>				
Grand Total	2,052,373	2,106,251	+53,878	+2.63%

**Comparison of 2016 & 2017
Population Estimates for
Other Counties in
Central Florida Region**

	<u>2016 Pop.Estimates</u>	<u>2017 Pop.Estimates</u>	<u># Change</u>	<u>% Change</u>
Brevard Co. Total	568,919	575,211	+6,292	+1.11%
Flagler Co. Total	103,095	105,157	+2,062	+2.00%
Lake Co. Total	323,985	331,724	+7,739	+2.39%
Marion Co. Total	345,749	349,267	+3,518	+1.02%
Polk Co. Total	646,989	661,645	+14,656	+2.27%
Sumter Co. Total	118,577	120,700	+2,123	+1.79%
Volusia Co. Total	517,411	523,405	+5,994	+1.16%
MetroPlan Orlando Region Total	2,052,373	2,106,251	+53,878	+2.63%
<hr/>				
10-County Total	4,677,098	4,773,360	+96,262	+2.06%
<hr/>				
State of Florida	20,148,654	20,484,142	+335,488	+1.67%

Source: University of Florida, Bureau of Economic and Business Research
November 2017



Florida Department of Transportation

RICK SCOTT
GOVERNOR

719 South Woodland Boulevard
Deland, FL 32720

MIKE DEW
SECRETARY

November 7, 2017

Mr. Bob Dallari, Chairman
MetroPlan Orlando MPO
250 South Orange Ave, Suite 200
Orlando, FL 32801

Subject: Variance Between Adopted and Tentative Work Programs – Fiscal Years 2018/2019 to Fiscal Year 2021/2022

Dear Mr. Dallari :

This letter and enclosures are to comply with Subsection 339.135(4)(c) 3 and (d), Florida Statutes, which require the Florida Department of Transportation (FDOT) to provide Metropolitan Planning Organizations (MPO) with a written explanation for any project in the MPO's Transportation Improvement Plan (TIP) which is proposed to be rescheduled or deleted for the common four years (Fiscal Years 2018/2019 to 2021/2022) of the Department's Adopted and Tentative Five Year Work Programs.

The MPO may request in writing that District Secretary, Steve Martin, further consider changes to the Tentative Five Year Work Program. Secretary Martin is required to submit such request, along with the Tentative Five Year Work Program, to FDOT Secretary Mike Dew, and the Florida Transportation Commission.

All requests for project reconsideration must be submitted by 5:00 P.M. on Monday, November 20, 2017 to Secretary Martin at 719 South Woodland Boulevard, DeLand, Florida 32720. Please also send a copy of the request to Ms. Jamie Kersey via E-mail at Jamie.Kersey@dot.state.fl.us.

Please do not hesitate to call me at 386-943-5391 if you should need any additional information.

Sincerely,

Brian Stanger, P.E.

District Planning & Environmental Management Administrator

Enclosure

cc: Mr. Harry Barley, MPO Executive Director
Mrs. Kellie Smith, Government Liaison Administrator
Mr. Steve Friedel, Work Program Manager
Ms. Jamie Kersey

VARIANCE LEGEND

ADVANCES	A project phase is moved to an earlier year in the common years (2019 – 2022)
DEFERS	A project phase is moved to a later year in the common years (2019 – 2022)
DELETIONS	A project phase is removed from the Work Program
MOVED OUT	A project phase is moved out of the common years (2019 - 2022)

PHASE GROUP	PHASE TYPE
1 – PLANNING	1 – IN-HOUSE
2 – PROJECT DEV. & ENVIRONMENT	2 – CONSULTANT/CONTRACTOR
3 – PRELIMINARY ENGINEERING	3 – PURCHASE
4 – RIGHT-OF-WAY	4 – GRANT
5 – CONSTRUCTION	5 – RELOCATE
6 – CONSTRUCTION SUPPORT	6 – UTILITY
7 – MAINTENANCE	7 – RAILROAD
8 – OPERATIONS	8 – OTHER AGENCY
9 – CAPITAL	9 – INDIRECT SUPPORT
A – ADMINISTRATION	A – CONTRACT INCENTIVE
B - RESEARCH	B – SERVICE CONTRACT
C - ENVIRONMENTAL	

THE WORK PROGRAM PHASE CONSISTS OF THE PHASE GROUP AND THE PHASE TYPE ONE ACTIVITY FROM EACH COLUMN WOULD DESCRIBE THE PHASE; E.G., PRELIMINARY ENGINEERING BY A CONSULTANT/CONTRACTOR WOULD BE A PHASE 32.

METROPLAN ORLANDO TRANSPORTATION PLANNING ORGANIZATION
FISCAL YEARS 2018/2019 – 2021/2022
JUSTIFICATION KEY SHEET FOR HIGHWAY PROJECTS AND PUBLIC TRANSPORTATION
ADVANCED, DEFERRED, DELETED OR MOVED OUT PROJECTS

NUMBER	ITEM NUMBER (FM#)	DESCRIPTION	REASON FOR CHANGE
ADVANCES			
1 Orange County	242484-7-62-01	State Road 400 (I-4) West of State Road 528 (Beachline) to West of State Road 435 (Kirkman Road) – Add lanes & Reconstruct Project	Project was advanced from Fiscal Year 2020 to Fiscal Year 2019 to go along with the other Construction Engineering Inspection phase for the Beyond the Ultimate projects.
2 Orange County	435527-1-58-01 435527-1-61-01 435527-1-68-01	Powers Drive at North Lane – Intersection Improvement Project	Project was advanced from Fiscal Year 2021 to Fiscal Year 2020 due to availability of Urban Attributable Funding.
3 Orange County Turnpike	435784-1-C2-01	Widen TPK – SR 50 Clermont to Orange/Lake/C/L – Add Lanes & Reconstruct - Project	Project was advanced from Fiscal Year 2020 to Fiscal Year 2019 due to availability of funding.
DEFERS			
1 Orange County	239203-7-52-01 239203-7-61-01 239203-7-62-01	State Road 50 East of Old Cheney Highway to Chuluota Road – Add Lanes & Rehabilitate Pavement Project	Project was deferred from FY 2022 to FY 2023 due to revenue shortfalls and cost estimate increases.
2 Orange County	239422-1-52-01 239422-1-61-01 239422-1-62-01	State Road 434 Forest City From State Road 424 Edgewater Drive to Seminole County Line – Add Lanes & Reconstruct Project	Project was deferred from FY 2020 to FY 2021 due to revenue shortfalls and cost estimate increases.
3 Orange County Turnpike	433663-1-C2-01 433663-1-52-01 433663-1-53-01 433663-1-62-01	Sand Lake Road/Turnpike Interchange (SR 482/SR 91) – Interchange Project	Environmental Phase was deferred from Fiscal Year 2019 to Fiscal Year 2021, Construction Phase was deferred from Fiscal Year 2021 to Fiscal Year 2022, and the Construction Purchase Phase deferred from Fiscal year 2022 to Fiscal Year 2023. Phases deferred due to utility relocations.
4 Orange County Turnpike	439457-2-52-01 439457-2-61-01	Safety Improvements at State Road 408 (MP265), State Road 429 (MP267A), SR 50 (MP267B) Interchanges – Guardrail Projects	Project was deferred from Fiscal Year 2019 to Fiscal Year 2022 to combine with a resurfacing project.

5 Orange County Turnpike	440290-1-32-01	Resurface Western Beltway Orange County Mile Post 5.3 to Mile Post 11 – Resurfacing Project	Project was deferred from Fiscal Year 2020 to Fiscal Year 2021 to match year of need.
6 Orange County Turnpike	440290-2-22-01 440290-2-52-01	Safety Improvements Western Beltway Orange County Mile Post 5.3 to Mile Post 11 - Guardrail Project	PD&E Phase was deferred from Fiscal Year 2019 to Fiscal Year 2020 and the Construction Phase was deferred from Fiscal Year 2021 to Fiscal Year 2022 to match year of need.
7 Orange County SunRail	429215-2-52-01	SunRail Extension to Orlando International Airport – Rail Project	There have been some delays on the PD&E and Design Phases therefore the construction phase needed to be deferred from Fiscal Year 2020 to Fiscal Year 2022.
8 Osceola County	418403-3-4B-01 418403-3-43-01 418403-3-45-01	State Road 600 (US 17/92) From Pleasant Hill Road to Portage Street – Add Lanes & Reconstruct Project	Project was deferred from Fiscal Year 2020 to Fiscal Year 2023 due to revenue shortfalls and cost estimate increases.
9 Osceola County Turnpike	436194-1-52-01 436194-1-53-01 436194-1-62-01	Widen Turnpike, US 192/441 to Osceola Parkway – Add Lanes & Reconstruct Project	Construction Phase was deferred from Fiscal Year 2019 to Fiscal Year 2022 and the Construction Purchasing Phase was deferred from Fiscal Year 2021 to Fiscal Year 2023 due to utility relocations.
10 Osceola County Turnpike	440289-1-32-01	Resurface Western Beltway Osceola County Mile Post 0 to Mile Post 5.3 – Resurfacing Project	Project was deferred from Fiscal Year 2020 to Fiscal Year 2021 to match year of need.
11 Osceola County Turnpike	440289-2-22-01 440289-2-52-01	Safety Improvements Western Beltway Osceola County Mile Post 0 to Mile Post 5.3 – Guardrail project	PD&E Phase was deferred from Fiscal Year 2019 to Fiscal Year 2020 and the Construction Phase was deferred from Fiscal Year 2021 to Fiscal Year 2022 to match year of need.
12 Osceola County	431556-1-94-01	Osceola-Kissimmee Taxiway “B” Rehab – Aviation Project	Project deferred from Fiscal Year 2019 to Fiscal Year 2020 at the sponsor’s request.
13 Osceola County	438443-1-94-01	Osceola-Kissimmee Rehabilitate Taxiway “D” Aviation Project	Project deferred from Fiscal Year 2020 to Fiscal Year 2023 at the sponsor’s request.
14 Seminole County	240216-8-31-01 240216-8-32-01	State Road 46 From State Road 415 to County Road 426 – Add Lanes & Reconstruct Project	Project was deferred from Fiscal Year 2022 to Fiscal Year 2023 due to revenue shortfalls and cost estimate increases.
15 Seminole County	438488-1-94-01	Seminole-Orlando Sanford International Parking Garage Phase II – Aviation Project	Project deferred from Fiscal Year 2019 to Fiscal Year 2020 at the sponsor’s request.

16 Seminole County	438844-1-94-01	Seminole-Orlando Sanford International Widen Airport Boulevard – Aviation Capacity Project	Project deferred from Fiscal Year 2019 to Fiscal Year 2023 at the sponsor's request.
DELETIONS			
1 Orange County	242484-7-45-01	SR 400 (1-4) West of State Road 528/Beachline) to West of State Road 435 (Kirkman Road) – Add Lanes & Reconstruct Project	Right of Way relocation phase no longer needed.
2 Orange County	439880-1-52-01 439880-1-61-01 439880-1-62-01	Orange County Pedestrian Lighting Bundle “A” – Lighting Project	Project to be done under Financial Management Number 442390-1
3 Orange County	439880-2-52-01 439880-2-61-01 439880-2-62-01	Orange County Pedestrian Lighting Bundle “B” – Lighting Project	Project to be done under Financial Management Number 442390-2
4 Orange County	439880-3-52-01 439880-3-61-01 439880-3-62-01	Orange County Pedestrian Lighting Bundle “C” – Lighting Project	Project to be done by Duke Energy
5 Orange County	439880-4-52-01 439880-4-61-01 439880-4-62-01	Orange County Pedestrian Lighting Bundle “D” – Lighting Project	Project to be done under Financial Management Number 442390-3
6 Orange County	439880-5-52-01 439880-5-61-01 439880-5-61-01	Orange County Pedestrian Lighting Bundle “E” – Lighting Project	Project to be done by Duke Energy
7 Orange County	439880-6-52-01 439880-6-61-01 439880-6-62-01	Orange County Pedestrian Lighting Bundle “F” – Lighting Project	Project to be done under Financial Management Number 442390-4
8 Osceola County	440753-1-94-01	Osceola-Kissimmee Gateway Extend Runway 06-24 – Aviation Project	Project deleted due to being cancelled per request of sponsor.
9 Seminole County Turnpike	429335-2-52-01 429335-2-61-01	Thermoplastic Widen State Road 417 Orange/Seminole County Line to Aloma Avenue – Signing/Pavement Project	Project is being done by local agency.
10 Seminole County	439884-1-52-01 439884-1-61-01 439884-1-62-01	Seminole County Pedestrian Lighting Bundle “A” – Lighting Project	Project to be done under Financial Management Number 439884-2

MOVED-OUT			
1 Orange County	239203-8-52-01	State Road 50 Chuluota Road to State Road 520 – Add Lanes & Rehabilitate Pavement Project	Project was moved-out from FY 2023 to FY 2024 due to revenue shortfalls and cost estimate increases.
	239203-8-61-01		
	239203-8-62-01		
2 Seminole County Turnpike	417545-1-52-01	Widen Seminole Xway From Aloma Avenue to State Road 434 – Add Lanes & Reconstruct Project	Project is in the process of being deleted due to local request.
	417575-1-56-01		
	417575-1-58-01		
	417575-1-62-01		
3 Seminole County Turnpike	417545-4-52-01	Thermoplastic For Seminole Xway From Orange/Seminole County Line to SR 434 – Signing/Pavement Markings Project	Project is in the process of being deleted due to local request.
	417545-4-61-01		
	417545-4-62-01		

10/16/2017 13.47.29

(CALCULATED)

BUDGETED 1,3,6

FLORIDA DEPARTMENT OF TRANSPORTATION

VARIANCE REPORT

ORANGE COUNTY

PAGE 4

VARPHASE 1-A

ADVANCES

ITEM NO BD STA C TS PROJECT DESCRIPTION

		2019 THROUGH 2023				07/01/2017		10/15/2017	
		TENTATIVE				TENTATIVE		TENTATIVE	
		PHASE AMOUNT				PHASE AMOUNT		PHASE AMOUNT	
		ST YR YR				ST YR YR		ST YR YR	
		PH				PH		PH	
		ST YR YR				ST YR YR		ST YR YR	
2424847	05 014 9 01	SR 400 (I-4)	W OF SR 528 BEACHLINE TO W OF SR 435 KIRKWA	62 2A 20 20 E	16,894,800	2G 19 19 E	28,980,399		
4355271	05 005 5 06	POWERS DRIVE AT NORTH LANE		58 2A 21 21 E	500,000	2G 20 20 E	500,000		
	05 005 5 06	POWERS DRIVE AT NORTH LANE		61 2A 21 21 E	1,000	2G 20 20 E	1,000		
	05 005 5 06	POWERS DRIVE AT NORTH LANE		68 2A 21 21 E	65,500	2G 20 20 E	65,500		
4357841	08 014 7 02	WIDEN TPK- SR50 CLERMONT TO ORANGE/LAKE C/L	(271.17-274)	C2 2A 20 20 E	500,000	2G 19 19 E	10,000		
PHASE COUNT		ADVANCES				TOTALS:			
		5				17,961,300		29,556,899	

①
②
③
TPK

10/16/2017 13.47.29

FLORIDA DEPARTMENT OF TRANSPORTATION

PAGE 9

(CALCULATED)

BUDGETED 1,3,6

VARIANCE REPORT

VARPHASE 1-A

ORANGE COUNTY

DEFERS

ITEM NO BD STA C TS PROJECT DESCRIPTION

2019 THROUGH 2023												10/15/2017	
												TENTATIVE	
												PHASE AMOUNT	
												PHASE AMOUNT	
												PHASE AMOUNT	
												PHASE AMOUNT	
												PHASE AMOUNT	
												PHASE AMOUNT	
												PHASE AMOUNT	
												PHASE AMOUNT	
												PHASE AMOUNT	
												PHASE AMOUNT	
												PHASE AMOUNT	
												PHASE AMOUNT	
												PHASE AMOUNT	
												PHASE AMOUNT	
												PHASE AMOUNT	
												PHASE AMOUNT	
												PHASE AMOUNT	
												PHASE AMOUNT	
												PHASE AMOUNT	
												PHASE AMOUNT	
												PHASE AMOUNT	
												PHASE AMOUNT	
												PHASE AMOUNT	
												PHASE AMOUNT	
												PHASE AMOUNT	
												PHASE AMOUNT	
												PHASE AMOUNT	
												PHASE AMOUNT	
												PHASE AMOUNT	
												PHASE AMOUNT	
												PHASE AMOUNT	
												PHASE AMOUNT	
												PHASE AMOUNT	
												PHASE AMOUNT	
												PHASE AMOUNT	
												PHASE AMOUNT	
												PHASE AMOUNT	
												PHASE AMOUNT	
												PHASE AMOUNT	
												PHASE AMOUNT	
												PHASE AMOUNT	
												PHASE AMOUNT	
												PHASE AMOUNT	
												PHASE AMOUNT	
												PHASE AMOUNT	
												PHASE AMOUNT	
												PHASE AMOUNT	
												PHASE AMOUNT	
												PHASE AMOUNT	
												PHASE AMOUNT	
												PHASE AMOUNT	
												PHASE AMOUNT	
												PHASE AMOUNT	
												PHASE AMOUNT	
												PHASE AMOUNT	
												PHASE AMOUNT	
												PHASE AMOUNT	
												PHASE AMOUNT	
												PHASE AMOUNT	
												PHASE AMOUNT	
												PHASE AMOUNT	
												PHASE AMOUNT	
												PHASE AMOUNT	
												PHASE AMOUNT	
												PHASE AMOUNT	
												PHASE AMOUNT	
												PHASE AMOUNT	
												PHASE AMOUNT	
												PHASE AMOUNT	
												PHASE AMOUNT	
												PHASE AMOUNT	
												PHASE AMOUNT	
												PHASE AMOUNT	
												PHASE AMOUNT	
												PHASE AMOUNT	
												PHASE AMOUNT	
												PHASE AMOUNT	
												PHASE AMOUNT	
												PHASE AMOUNT	
												PHASE AMOUNT	
												PHASE AMOUNT	
												PHASE AMOUNT	
												PHASE AMOUNT	
												PHASE AMOUNT	
												PHASE AMOUNT	
												PHASE AMOUNT	
												PHASE AMOUNT	
												PHASE AMOUNT	
												PHASE AMOUNT	
												PHASE AMOUNT	
												PHASE AMOUNT	
												PHASE AMOUNT	
												PHASE AMOUNT	
												PHASE AMOUNT	
												PHASE AMOUNT	
												PHASE AMOUNT	
												PHASE AMOUNT	
												PHASE AMOUNT	
												PHASE AMOUNT	
												PHASE AMOUNT	
												PHASE AMOUNT	
												PHASE AMOUNT	
												PHASE AMOUNT	
												PHASE AMOUNT	
												PHASE AMOUNT	
												PHASE AMOUNT	
												PHASE AMOUNT	
												PHASE AMOUNT	
												PHASE AMOUNT	
												PHASE AMOUNT	
												PHASE AMOUNT	
												PHASE AMOUNT	
												PHASE AMOUNT	
												PHASE AMOUNT	
												PHASE AMOUNT	
												PHASE AMOUNT	
												PHASE AMOUNT	
												PHASE AMOUNT	
												PHASE AMOUNT	
												PHASE AMOUNT	
												PHASE AMOUNT	
												PHASE AMOUNT	
												PHASE AMOUNT	
												PHASE AMOUNT	
												PHASE AMOUNT	
												PHASE AMOUNT	
												PHASE AMOUNT	
												PHASE AMOUNT	
												PHASE AMOUNT	
												PHASE AMOUNT	
												PHASE AMOUNT	
												PHASE AMOUNT	
												PHASE AMOUNT	
												PHASE AMOUNT	
												PHASE AMOUNT	
												PHASE AMOUNT	
												PHASE AMOUNT	
												PHASE AMOUNT	
												PHASE AMOUNT	
												PHASE AMOUNT	
												PHASE AMOUNT	
												PHASE AMOUNT	
												PHASE AMOUNT	
												PHASE AMOUNT	
												PHASE AMOUNT	
												PHASE AMOUNT	
												PHASE AMOUNT	
												PHASE AMOUNT	
												PHASE AMOUNT	
												PHASE AMOUNT	
												PHASE AMOUNT	
												PHASE AMOUNT	
												PHASE AMOUNT	
												PHASE AMOUNT	
												PHASE AMOUNT	
												PHASE AMOUNT	
												PHASE AMOUNT	
												PHASE AMOUNT	
												PHASE AMOUNT	
												PHASE AMOUNT	
												PHASE AMOUNT	
												PHASE AMOUNT	
												PHASE AMOUNT	
												PHASE AMOUNT	
												PHASE AMOUNT	
												PHASE AMOUNT	
												PHASE AMOUNT	
												PHASE AMOUNT	
												PHASE AMOUNT	
												PHASE AMOUNT	
												PHASE AMOUNT	
												PHASE AMOUNT	
												PHASE AMOUNT	
												PHASE AMOUNT	
												PHASE AMOUNT	
												PHASE AMOUNT	
												PHASE AMOUNT	
												PHASE AMOUNT	
												PHASE AMOUNT	
												PHASE AMOUNT	
												PHASE AMOUNT	
												PHASE AMOUNT	
												PHASE AMOUNT	
												PHASE AMOUNT	
												PHASE AMOUNT	
												PHASE AMOUNT	
												PHASE AMOUNT	
												PHASE AMOUNT	
												PHASE AMOUNT	
												PHASE AMOUNT	
												PHASE AMOUNT	
												PHASE AMOUNT	
												PHASE AMOUNT	
												PHASE AMOUNT	
												PHASE AMOUNT	
												PHASE AMOUNT	
												PHASE AMOUNT	
												PHASE AMOUNT	
												PHASE AMOUNT	
												PHASE AMOUNT	
												PHASE AMOUNT	
												PHASE AMOUNT	
												PHASE AMOUNT	
												PHASE AMOUNT	
												PHASE AMOUNT	
												PHASE AMOUNT	
												PHASE AMOUNT	
												PHASE AMOUNT	
												PHASE AMOUNT	
												PHASE AMOUNT	
												PHASE AMOUNT	
												PHASE AMOUNT	
												PHASE AMOUNT	
												PHASE AMOUNT	
												PHASE AMOUNT	
												PHASE AMOUNT	
												PHASE AMOUNT	
												PHASE AMOUNT	
												PHASE AMOUNT	
												PHASE AMOUNT	
												PHASE AMOUNT	
												PHASE AMOUNT	
												PHASE AMOUNT	
												PHASE AMOUNT	
												PHASE AMOUNT	

10/16/2017 13.47.56

(CALCULATED)

BUDGETED 1,3,6

FLORIDA DEPARTMENT OF TRANSPORTATION

VARIANCE REPORT

ORANGE COUNTY

PAGE 3

VARPHASE 1-A

		2019 THROUGH 2023							
		07/01/2017		10/15/2017					
		TENTATIVE		TENTATIVE					
		PHASE AMOUNT		PHASE AMOUNT					
		ST YR		ST YR					
		PH		PH					
		ST YR		ST YR					
		20 20		20 20					
		E		E					
		20,000,000		20,000,000					
		20,000,000		20,000,000					
		20,000,000		20,000,000					
		20,000,000		20,000,000					
		20,000,000		20,000,000					
		20,000,000		20,000,000					
		20,000,000		20,000,000					
		20,000,000		20,000,000					
		20,000,000		20,000,000					
		20,000,000		20,000,000					
		20,000,000		20,000,000					
		20,000,000		20,000,000					
		20,000,000		20,000,000					
		20,000,000		20,000,000					
		20,000,000		20,000,000					
		20,000,000		20,000,000					
		20,000,000		20,000,000					
		20,000,000		20,000,000					
		20,000,000		20,000,000					
		20,000,000		20,000,000					
		20,000,000		20,000,000					
		20,000,000		20,000,000					
		20,000,000		20,000,000					
		20,000,000		20,000,000					
		20,000,000		20,000,000					
		20,000,000		20,000,000					
		20,000,000		20,000,000					
		20,000,000		20,000,000					
		20,000,000		20,000,000					
		20,000,000		20,000,000					
		20,000,000		20,000,000					
		20,000,000		20,000,000					
		20,000,000		20,000,000					
		20,000,000		20,000,000					
		20,000,000		20,000,000					
		20,000,000		20,000,000					
		20,000,000		20,000,000					
		20,000,000		20,000,000					
		20,000,000		20,000,000					
		20,000,000		20,000,000					
		20,000,000		20,000,000					
		20,000,000		20,000,000					
		20,000,000		20,000,000					
		20,000,000		20,000,000					
		20,000,000		20,000,000					
		20,000,000		20,000,000					
		20,000,000		20,000,000					
		20,000,000		20,000,000					
		20,000,000		20,000,000					
		20,000,000		20,000,000					
		20,000,000		20,000,000					
		20,000,000		20,000,000					
		20,000,000		20,000,000					
		20,000,000		20,000,000					
		20,000,000		20,000,000					
		20,000,000		20,000,000					
		20,000,000		20,000,000					
		20,000,000		20,000,000					
		20,000,000		20,000,000					
		20,000,000		20,000,000					
		20,000,000		20,000,000					
		20,000,000		20,000,000					
		20,000,000		20,000,000					
		20,000,000		20,000,000					
		20,000,000		20,000,000					
		20,000,000		20,000,000					
		20,000,000		20,000,000					
		20,000,000		20,000,000					
		20,000,000		20,000,000					
		20,000,000		20,000,000					
		20,000,000		20,000,000					
		20,000,000		20,000,000					
		20,000,000		20,000,000					
		20,000,000		20,000,000					
		20,000,000		20,000,000					
		20,000,000		20,000,000					
		20,000,000		20,000,000					
		20,000,000		20,000,000					
		20,000,000		20,000,000					
		20,000,000		20,000,000					
		20,000,000		20,000,000					
		20,000,000		20,000,000					
		20,000,000		20,000,000					
		20,000,000		20,000,000					
		20,000,000		20,000,000					
		20,000,000		20,000,000					
		20,000,000		20,000,000					
		20,000,000		20,000,000					
		20,000,000		20,000,000					
		20,000,000		20,000,000					
		20,000,000		20,000,000					
		20,000,000		20,000,000					
		20,000,000		20,000,000					
		20,000,000		20,000,000					
		20,000,000		20,000,000					
		20,000,000		20,000,000					
		20,000,000		20,000,000					
		20,000,000		20,000,000					
		20,000,000		20,000,000					
		20,000,000		20,000,000					
		20,000,000		20,000,000					
		20,000,000		20,000,000					
		20,000,000		20,000,000					
		20,000,000		20,000,000					
		20,000,000		20,000,000					
		20,000,000		20,000,000					
		20,000,000		20,000,000					
		20,000,000		20,					

10/16/2017 13.49.14

(CALCULATED)

BUDGETED 1,3,6

FLORIDA DEPARTMENT OF TRANSPORTATION

VARIANCE REPORT

OSCEOLA COUNTY

PAGE 6

VARPHASE 1-A

DEFERS

ITEM NO BD STA C TS PROJECT DESCRIPTION

2019 THROUGH 2023										10/15/2017	
										TENTATIVE	
										PHASE AMOUNT	
										ST YR	
										PH	
										ST YR	
										ST YR	
										ST YR	
										ST YR	
										ST YR	
										ST YR	
										ST YR	
										ST YR	
										ST YR	
										ST YR	
										ST YR	
										ST YR	
										ST YR	
										ST YR	
										ST YR	
										ST YR	
										ST YR	
										ST YR	
										ST YR	
										ST YR	
										ST YR	
										ST YR	
										ST YR	
										ST YR	
										ST YR	
										ST YR	
										ST YR	
										ST YR	
										ST YR	
										ST YR	
										ST YR	
										ST YR	
										ST YR	
										ST YR	
										ST YR	
										ST YR	
										ST YR	
										ST YR	
										ST YR	
										ST YR	
										ST YR	
										ST YR	
										ST YR	
										ST YR	
										ST YR	
										ST YR	
										ST YR	
										ST YR	
										ST YR	
										ST YR	
										ST YR	
										ST YR	
										ST YR	
										ST YR	
										ST YR	
										ST YR	
										ST YR	
										ST YR	
										ST YR	
										ST YR	
										ST YR	
										ST YR	
										ST YR	
										ST YR	
										ST YR	
										ST YR	
										ST YR	
										ST YR	
										ST YR	
										ST YR	
										ST YR	
										ST YR	
										ST YR	
										ST YR	
										ST YR	
										ST YR	
										ST YR	
										ST YR	
										ST YR	
										ST YR	
										ST YR	
										ST YR	
										ST YR	
										ST YR	
										ST YR	
										ST YR	
										ST YR	
										ST YR	
										ST YR	
										ST YR	
										ST YR	
										ST YR	
										ST YR	
										ST YR	
										ST YR	
										ST YR	
										ST YR	
										ST YR	
										ST YR	
										ST YR	
										ST YR	
										ST YR	
										ST YR	
										ST YR	
										ST YR	
										ST YR	
										ST YR	
										ST YR	
										ST YR	
										ST YR	
										ST YR	
										ST YR	
										ST YR	
										ST YR	
										ST YR	
										ST YR	
										ST YR	
										ST YR	
										ST YR	
										ST YR	
										ST YR	
										ST YR	
										ST YR	
										ST YR	
										ST YR	
										ST YR	
										ST YR	
										ST YR	
										ST YR	
										ST YR	
										ST YR	
										ST YR	
										ST YR	
										ST YR	
										ST YR	
										ST YR	
										ST YR	
										ST YR	
										ST YR	
										ST YR	
										ST YR	
										ST YR	
										ST YR	
										ST YR	
										ST YR	
										ST YR	
										ST YR	
										ST YR	
										ST YR	
										ST YR	
										ST YR	
										ST YR	
										ST YR	
										ST YR	
										ST YR	
										ST YR	
										ST YR	
										ST YR	
										ST YR	
										ST YR	
										ST YR	
										ST YR	
										ST YR	
										ST YR	
										ST YR	
										ST YR	
										ST YR	
										ST YR	
										ST YR	
										ST YR	
										ST YR	
										ST YR	
										ST YR	
										ST YR	
										ST YR	
										ST YR	
										ST YR	
										ST YR	
										ST YR	
										ST YR	
										ST YR	
										ST YR	
										ST YR	
										ST YR	
										ST YR	
										ST YR	
										ST YR	
										ST YR	
										ST YR	
										ST YR	
										ST YR	
										ST YR	
										ST YR	
										ST YR	
										ST YR	
										ST YR	
										ST YR	
										ST YR	
										ST YR	
										ST YR	
										ST YR	
										ST YR	
										ST YR	
										ST YR	
										ST YR	
										ST YR	
										ST YR	
										ST YR	
										ST YR	
										ST YR	
										ST YR	
										ST YR	
										ST YR	
										ST YR	
										ST YR	
										ST YR	
										ST YR	
										ST YR	
										ST YR	
										ST YR	
										ST YR	
										ST YR	
										ST YR	
										ST YR	
										ST YR	
										ST YR	
										ST YR	
										ST YR	
										ST YR	
										ST YR	
										ST YR	
										ST YR	
										ST YR	
										ST YR	
										ST YR	
										ST YR	
										ST YR	
										ST YR	
										ST YR	
										ST YR	
										ST YR	
										ST YR	
										ST YR	
										ST YR	
										ST YR	
										ST YR	
										ST YR	
										ST YR	
										ST YR	
										ST YR	
										ST YR	
										ST YR	
										ST YR	
										ST YR	
										ST YR	
										ST YR	
										ST YR	
										ST YR	
										ST YR	
										ST YR	
										ST YR	
										ST YR	
										ST YR	
										ST YR	
										ST YR	
										ST YR	
										ST YR	
										ST YR	
										ST YR	
										ST YR	
										ST YR	
										ST YR	
										ST YR	
										ST YR	
										ST YR	
										ST YR	
										ST YR	
										ST YR	
										ST YR	
										ST YR	
										ST YR	
										ST YR	
										ST YR	
										ST YR	
										ST YR	
										ST YR	
										ST YR	
										ST YR	
										ST YR	
										ST YR	
										ST YR	
										ST YR	
										ST YR	
										ST YR	

10/16/2017 13.50.08

(CALCULATED)

BUDGETED 1,3,6

FLORIDA DEPARTMENT OF TRANSPORTATION

VARIANCE REPORT

OSCEOLA COUNTY

VARPHASE 1-A

		2019 THROUGH 2023					
		07/01/2017		10/15/2017			
		TENTATIVE		TENTATIVE			
		PHASE AMOUNT		PHASE AMOUNT			
ITEM NO	BD STA C TS PROJECT DESCRIPTION	PH	ST YR YR	PH	ST YR YR	PHASE AMOUNT	PHASE AMOUNT
4315561	05 005 2 09 OSCEOLA-KISSIMMEE TAXIWAY "B" REHAB	94	2A 19 19 E	376,000	2G 20 20 E	376,000	376,000
4384431	05 005 2 09 OSCEOLA-KISSIMMEE REHABILITATE TAXIWAY "D"	94	2A 20 20 E	74,400	2G 23 23 E	74,400	74,400
DEFERS				450,400		450,400	
TOTALS:							

10/16/2017 13.50.39

(CALCULATED)

BUDGETED 1,3,6

FLORIDA DEPARTMENT OF TRANSPORTATION

VARIANCE REPORT

SEMINOLE COUNTY

PAGE 5

VARPHASE 1-A

DEFERS

ITEM NO BD STA C TS PROJECT DESCRIPTION

2402168 05 005 1 03 SR 46 WIDENING FROM SR 415 TO CR 426

05 005 1 03 SR 46 WIDENING FROM SR 415 TO CR 426

PHASE COUNT

2

DEFERS

TOTALS:

2019 THROUGH 2023

07/01/2017 10/15/2017
TENTATIVE TENTATIVE
PHASE AMOUNT PH PHASE AMOUNT
31 2A 22 22 E 30,000 2G 23 23 E 30,000
32 2A 22 22 E 5,175,240 2G 23 23 E 5,175,240
5,205,240 5,205,240

10/16/2017 13.51.18

(CALCULATED)

BUDGETED 1,3,6

FLORIDA DEPARTMENT OF TRANSPORTATION

VARIANCE REPORT

SEMINOLE COUNTY

PAGE 2

VARPHASE 1-A

		2019 THROUGH 2023		07/01/2017		10/15/2017	
				TENTATIVE		TENTATIVE	
ITEM NO	BD STA C TS PROJECT DESCRIPTION	PH	ST YR YR	PH	ST YR YR	PH	ST YR YR
4384881	05 005 2 09 SEMINOLE- ORL SANFORD INTL PARKING GARAGE PH II	94	2A 19 19 E	5,843,153	2G 20 20 E	5,584,077	
4388441	05 005 2 09 SEMINOLE-ORL SANFORD WIDEN AIRPORT BLVD	94	2A 19 19 E	1,847,720	2G 23 23 E	1,400,000	
PHASE COUNT				7,690,873		6,984,077	
DEFERS							
TOTALS:							

10/16/2017 13.49.14

(CALCULATED)

BUDGETED 1,3,6

FLORIDA DEPARTMENT OF TRANSPORTATION

VARIANCE REPORT

OSCEOLA COUNTY

VARPHASE 1-A

=====									
DELETIONS				2019 THROUGH 2023			07/01/2017		
							10/15/2017		
							TENTATIVE		
							TENTATIVE		
							PHASE AMOUNT		
							PHASE AMOUNT		
							ST YR YR		
							PH		
							PH ST YR YR		
							PH		
							PH ST YR YR		
							PH		
							PH ST YR YR		
							PH		
							PH ST YR YR		
							PH		
							PH ST YR YR		
							PH		
							PH ST YR YR		
							PH		
							PH ST YR YR		
							PH		
							PH ST YR YR		
							PH		
							PH ST YR YR		
							PH		
							PH ST YR YR		
							PH		
							PH ST YR YR		
							PH		
							PH ST YR YR		
							PH		
							PH ST YR YR		
							PH		
							PH ST YR YR		
							PH		
							PH ST YR YR		
							PH		
							PH ST YR YR		
							PH		
							PH ST YR YR		
							PH		
							PH ST YR YR		
							PH		
							PH ST YR YR		
							PH		
							PH ST YR YR		
							PH		
							PH ST YR YR		
							PH		
							PH ST YR YR		
							PH		
							PH ST YR YR		
							PH		
							PH ST YR YR		
							PH		
							PH ST YR YR		
							PH		
							PH ST YR YR		
							PH		
							PH ST YR YR		
							PH		
							PH ST YR YR		
							PH		
							PH ST YR YR		
							PH		
							PH ST YR YR		
							PH		
							PH ST YR YR		
							PH		
							PH ST YR YR		
							PH		
							PH ST YR YR		
							PH		
							PH ST YR YR		
							PH		
							PH ST YR YR		
							PH		
							PH ST YR YR		
							PH		
							PH ST YR YR		
							PH		
							PH ST YR YR		
							PH		
							PH ST YR YR		
							PH		
							PH ST YR YR		
							PH		
							PH ST YR YR		
							PH		
							PH ST YR YR		
							PH		
							PH ST YR YR		
							PH		
							PH ST YR YR		
							PH		
							PH ST YR YR		
							PH		
							PH ST YR YR		
							PH		
							PH ST YR YR		
							PH		
							PH ST YR YR		
							PH		
							PH ST YR YR		
							PH		
							PH ST YR YR		
							PH		
							PH ST YR YR		
							PH		
							PH ST YR YR		
							PH		
							PH ST YR YR		
							PH		
							PH ST YR YR		
							PH		
							PH ST YR YR		
							PH		
							PH ST YR YR		
							PH		
							PH ST YR YR		
							PH		
							PH ST YR YR		
							PH		
							PH ST YR YR		
							PH		
							PH ST YR YR		
							PH		
							PH ST YR YR		
							PH		
							PH ST YR YR		
							PH		
							PH ST YR YR		
							PH		
							PH ST YR YR		
							PH		
							PH ST YR YR		
							PH		
							PH ST YR YR		
							PH		
							PH ST YR YR		
							PH		
							PH ST YR YR		
							PH		
							PH ST YR YR		
							PH		
							PH ST YR YR		
							PH		
							PH ST YR YR		
							PH		
							PH ST YR YR		
							PH		
							PH ST YR YR		
							PH		
							PH ST YR YR		
							PH		
							PH ST YR YR		
							PH		
							PH ST YR YR		
							PH		
							PH ST YR YR		
							PH		
							PH ST YR YR		
							PH		
							PH ST YR YR		
							PH		
							PH ST YR YR		
							PH		
							PH ST YR YR		
							PH		
							PH ST YR YR		
							PH		
							PH ST YR YR		
							PH		
							PH ST YR YR		
							PH		
							PH ST YR YR		
							PH		
							PH ST YR YR		
							PH		
							PH ST YR YR		
							PH		
							PH ST YR YR		
							PH		
							PH ST YR YR		
							PH		
							PH ST YR YR		
							PH		
							PH ST YR YR		
							PH		
							PH ST YR YR		
							PH		
							PH ST YR YR		
							PH		
							PH ST YR YR		
							PH		
							PH ST YR YR		
							PH		
							PH ST YR YR		
							PH		
							PH ST YR YR		
							PH		
							PH ST YR YR		
							PH		
							PH ST YR YR		
							PH		
							PH ST YR YR		
							PH		
							PH ST YR YR		
							PH		
							PH ST YR YR		
							PH		
							PH ST YR YR		
							PH		
							PH ST YR YR		
							PH		
							PH ST YR YR		
							PH		
							PH ST YR YR		
							PH		
							PH ST YR YR		
							PH		
							PH ST YR YR		
							PH		
							PH ST YR YR		
							PH		
							PH ST YR YR		
							PH		
							PH ST YR YR		
							PH		
							PH ST YR YR</		

10/16/2017 13.50.08

(CALCULATED)

BUDGETED 1,3,6

FLORIDA DEPARTMENT OF TRANSPORTATION

VARIANCE REPORT

OSCEOLA COUNTY

VARPHASE 1-A

DELETIONS

ITEM NO BD STA C TS PROJECT DESCRIPTION

4407531 05 005 2 09 OSCEOLA-KISSIMMEE GATEWAY

PHASE COUNT

1

DELETIONS

TOTALS:

PH ST YR YR

94 2A 22 22 E

PHASE AMOUNT

1,500,000

1,500,000

2019 THROUGH 2023

07/01/2017

TENTATIVE

PH

ST YR

YR

PHASE AMOUNT

10/15/2017

TENTATIVE

PH

ST YR

YR

PHASE AMOUNT

0

0

10/16/2017 13.50.39

FLORIDA DEPARTMENT OF TRANSPORTATION

PAGE 6

(CALCULATED)

BUDGETED 1,3,6

VARIANCE REPORT

VARPHASE 1-A

SEMINOLE COUNTY

DELETIONS										2019 THROUGH 2023			
ITEM NO	BD	STA	C	TS	PROJECT DESCRIPTION	PH		07/01/2017 TENTATIVE		10/15/2017 TENTATIVE			
						PH	ST	YR	YR	PHASE AMOUNT	PHASE AMOUNT		
2402691	05	005	8	03	REGIONAL CONGESTION MANAGEMENT SYSTEM FOR PROJECTS TO BE 58 2A 18 19 E	58	2A	18	19	E	7,143,535	0	
4176891	05	005	8	03	CMS SEMINOLE COUNTY TRAFFIC SIGNAL SYSTEM MPO SET ASIDE 58 2A 18 19 E	58	2A	18	19	E	832,500	0	
4293352	08	096	4	02	THERMOPLASTIC WIDEN SR 417 ORANGE/SEMINOLE COUNTY LINE T 52 2A 23 23 E	52	2A	23	23	E	13,305	0	
4293352	08	096	4	02	THERMOPLASTIC WIDEN SR 417 ORANGE/SEMINOLE COUNTY LINE T 61 2A 23 23 E	61	2A	23	23	E	2,661	0	
4398841	05	005	1	03	SEMINOLE COUNTY PEDESTRIAN LIGHTING BUNDLE A 52 2A 20 20 E	52	2A	20	20	E	563,160	0	
05	005	1	03	SEMINOLE COUNTY PEDESTRIAN LIGHTING BUNDLE A 61 2A 20 20 E	61	2A	20	20	E	10,830	0		
05	005	1	03	SEMINOLE COUNTY PEDESTRIAN LIGHTING BUNDLE A 62 2A 20 20 E	62	2A	20	20	E	84,604	0		
TOTALS:										8,650,595		0	

10/16/2017 13.47.29

(CALCULATED)

BUDGETED 1,3,6

FLORIDA DEPARTMENT OF TRANSPORTATION

VARIANCE REPORT

VARPHASE 1-A

PAGE 11

ORANGE COUNTY

2019 THROUGH 2023									
07/01/2017					10/15/2017				
TENTATIVE					TENTATIVE				
PHASE AMOUNT					PHASE AMOUNT				

10/16/2017 13.50.39

(CALCULATED)

BUDGETED 1,3,6

FLORIDA DEPARTMENT OF TRANSPORTATION

VARIANCE REPORT

SEMINOLE COUNTY

PAGE 7

VARPHASE 1-A

MOVED OUT (DEF)

ITEM NO BD STA C TS PROJECT DESCRIPTION

		2019 THROUGH 2023										10/15/2017	
		07/01/2017					TENTATIVE					TENTATIVE	
		PHASE AMOUNT					ST YR YR					PHASE AMOUNT	
							PH						
							ST YR YR						
4175451	08 005 9 02	WIDEN SEMINOLE XWAY FROM ALOMA AVE TO SR 434	(MP 38 - 44 52 2A 23 23 E										
TPK	08 005 9 02	WIDEN SEMINOLE XWAY FROM ALOMA AVE TO SR 434	(MP 38 - 44 56 2A 23 23 E										
	08 005 9 02	WIDEN SEMINOLE XWAY FROM ALOMA AVE TO SR 434	(MP 38 - 44 58 2A 23 23 E										
	08 005 9 02	WIDEN SEMINOLE XWAY FROM ALOMA AVE TO SR 434	(MP 38 - 44 62 2A 23 23 E										
4175454	08 005 4 02	THERMOPLASTIC FOR SEMINOLE XWAY FROM ORANGE /SEMINOLE CN 52 2A 23 23 E											
TPK	08 005 4 02	THERMOPLASTIC FOR SEMINOLE XWAY FROM ORANGE /SEMINOLE CN 61 2A 23 23 E											
	08 005 4 02	THERMOPLASTIC FOR SEMINOLE XWAY FROM ORANGE /SEMINOLE CN 62 2A 23 23 E											
PHASE COUNT		MOVED OUT (DEF)					TOTALS:					0	
							163,365,509						



Orlando Operations Construction Project Status Update

Hurricane Irma had significant impacts to project schedules. All projects were shut down from 9/6 – 9/14. This is not reflected in the contract time information on this update, but it will be next month.

- 1. Contract T5313 – FM # 239535-3-52-01 West SR 50 Six Lane Widening and Twin Bridge Construction – FDOT PM = Carlton Daley, Consultant CEI = CDM Smith Contractor = Lane**
 - a. 1,020 current allowable and \$42.4 million current → 88% time, 87% money
 - b. Traffic shift on west end of project near SR 429 is complete
 - c. Continue to build WB bridge
 - d. Working on building new west bound roadway
 - e. Targeting an early 2018 completion date
- 2. Contract T5506 – FM #418403-2-52-01 US 17/92, SR 600, JYP widening project – FDOT PM = Ryan Flipse, Consultant CEI = Jacobs Contractor = Masci**
 - a. 907 current days and currently \$13.2 million → 78% time, 72% money
 - b. Current operations include sanitary line installation, concrete removal and replacement, and videoing drainage.
 - c. Continue to work on finishing up work on Mabbette St
- 3. Contract T5521 – FM #239266-3-52-01 SR 15 widen to 4 lanes from Lee Vista Blvd to Conway – FDOT PM = Trevor Williams Consultant CEI = Target Contractor = Prince**
 - a. 1,398 current days and currently \$37.3 million → 58 % time, 73% money
 - b. Traffic shift completed in October
 - c. Utility work and relocation is continuing with Duke Energy and AT&T.
 - d. Traffic shift completed
 - e. A lot of public participation, particularly near Hoffner Ave and Conway Rd intersection. Project team is very aggressive in researching and resolving issues.
 - f. Minimal project damage and recovery efforts needed due to Irma
 - g. Continuing to aggressively pursue work though project limits
 - h. Looking at needing to do a detour at SR 15 and Old Goldenrod Rd to do the work at the intersection there
- 4. T5530 – FM # 239682-52-01 US 192 widen to 6 lanes from Aeronautical Dr to Buddinger Ave – FDOT PM = Ray Gopal Consultant CEI = SAI Contractor = Jr Davis**
 - a. Currently 1285 days, and currently \$38.2 million → 45% time 50% money
 - b. Working on storm pipe and structure, UWHC work for St Cloud, new bridge construction, curb and gutter, base for new roadway, sidewalks. Lots of work going on throughout project limits
- 5. Contract T5552 – FM # 407143-4-52-01 Sand Lake Rd from I Drive to JYP – FDOT PM = Trevor Williams Consultant CEI = TranSystems Contractor = Prince**



- a. 1087 days, \$75.8 million → 33% time, 33% money
 - b. Ongoing communications with Skyplex and Pedestrian Walkway developers, as well as businesses and stakeholders in area, including I Drive Business Improvement District and their board members
 - c. Placing MSE wall at NE corner of SR 482 and John Young Parkway. Lots of work ongoing in the construction corridor
 - d. Utility work ongoing for OUC and Orange County
 - e. Traffic shift completed onto new bridge. Next traffic shift will be on John Young Parkway
 - f. Preparing to place new concrete pavement on John Young Parkway in order to complete traffic shift
- 6. Contract T5569 – FM # 434426-1-52-01 SR 482 mill and resurface from Goldensky Lane to Lake Gloria Blvd FDOT PA = Carlton Daley Contractor = Hubbard Construction**
 - a. 210 days, \$1.9 million → 87% time, 81% money
 - b. Finalizing new sidewalk installation and new ditch grading. Started paving the final surface of asphalt and finalizing signal work
 - c. Targeting final completion end of November or beginning of December
- 7. Contract T5578 – FM # 433648-1-52-01 Orange Ave widening at Holden FDOT PA = Ray Gopal Contractor = with Masci**
 - a. 325 days, \$3.3 million → 97% time 53% money
 - b. Mobi mat paid for and installed. Will monitor performance to see if it can be used as temporary sidewalk. Working great as a temporary walkway.
 - c. Finalizing installing force main for Orange County, water main for OUC and storm drainage. Need to complete FM, WM and storm drain before able to work on roadway widening.
 - d. Started initial roadway widening work.
 - e. 95% of the underground work is complete. This will allow us to determine the amount of contract time the Contractor is entitled to because of all of the delays they encountered during this work.
 - f. Targeting final completion by the end of December
- 8. Contract T5586 – FM#434694-1-52-01 turn lane additions on SR 552 @ SR 436 PA = Ray Gopal Contractor = Atlantic Civil**
 - a. 108 days, \$727K → 95% time, 83% money
 - b. All work is complete. Working on punch list items. Will be completed on 11/9
- 9. Contract E5Y06 – FM # 435443-2-52-01 ITS (Bluetooth installation) FDOT PA = Ray Gopal Contractor = Chinchor Electrical**
 - a. Supplier still working on troubleshooting the issues with the hardware they provided
 - b. No project damage and recovery efforts needed due to Irma



10. Contract E5Y64 FM # 418321-1-20-01 US 441 turn lane widening FDOT PA = Ryan Flipse

Contractor = Atlantic Civil

- a. 259 days, \$1,888,542.30 → 78% time, 62% money
- b. Contractor completed the work at Donegan
- c. Working on US 441 at US 192 to complete the project
- d. Targeting end of December completion date

11. Contract E5T99 – FM # 431734-1-72-07 Pipe repair contract FDOT PA = Ryan Flipse

Contractor = VacVision

- e. 323 days, \$778,992.00 → 90% time, 45% money
- f. Has work at 5 locations
- g. Back working and pursuing work aggressively
- h. Targeting mid-December completion date

12. Contract E5Y79 FM#435443-3-52-01 ITS Installation Contract, PA = Thomas Delli Bovi

Contractor SICE

- a. 148 days, \$1,179,058.78 → 59% time, 59% money
- b. There are 60 locations on the project.
- c. Most of the equipment and hardware is installed in the field. Continuing to field test the hardware and software.

13. Contract E5W84 FM # 435435-1-52-01 - SR 423/434 at SR 500 (US 441) Landscape Contract

FDOT PA = Carlton Daley Contractor = LaFleur Nurseries

- a. Installation complete. 2 year establishment period started on 10/24/15.
- b. DBE commitment: 0% DBE paid: 0% could potentially become DBE and be 100%
- c. This has extended the contract by an additional 90 days to the end of January 2018

Starting shortly

E5U33 – storm pipe cleaning and videoing starting 11/13

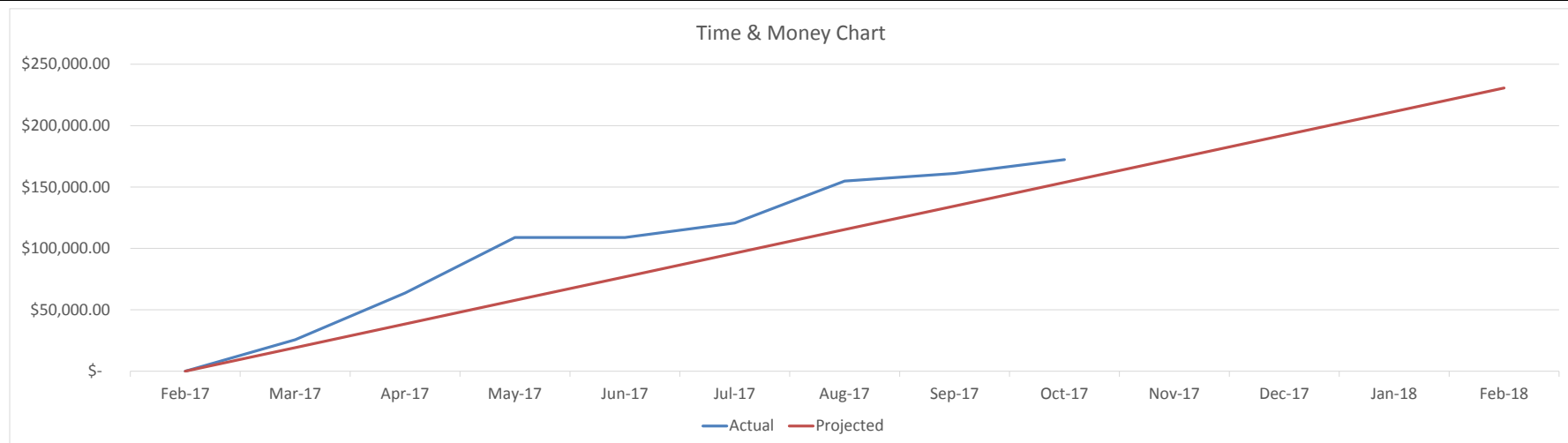
E5U46 – adding drainage structure at Spring Lake starting early December

T5594 – rumble striping on US 192 starting early December

Note: Make Time and Money font 14 after copying

PA/PO Notes UPDATED: 10/26/2017

1	Finproj Number	412326-5-72-09		Site 3 (SR434 Rangeline to Wilma) done, & Site 4 (SR434 Ronald Reagan to 17/92), will need to return to in dry season for one run - if pond dries up (scoped out on Wednesday and didn't look dry at all), and another small run if Orlando Ops can get a Work doc for structure repair out. Site 6 done (SR436 OC line to Castle Crk) , Site 5 (Cady Way to OC line) done. Site 1 (Sr551 50 to University) almost complete & Site 2 (Sr551 University to Glenmoor) next. Could be done in 2 weeks - need Orlando's work doc to help with sealing 2 structures at Site 4 so don't have to delete work, but this is not proving fruitful.	
	Contract Number	E5U01	Federal Aid Number		N/A
	Contract Location	Desilting on Various State Roads in Orange and Seminole Counties			
	Contractor Name	ALTAIR ENVIRONMENTAL GROUP, L.L.C.			
	Letting	12/6/2016	Work Begin		2/15/2017
	Awarded	12/27/2016	Time Begin		2/14/2017
	Execution	1/11/2017	Original Estimated Completion		2/14/2018
	Notice to Proceed	1/31/2017	Adjusted Estimated Completion		3/7/2018
	Service Ending Date	8/27/2018			
	<u>Contract Days Progress</u>		<u>Contract Dollars Progress</u>		
	Original Days	365	Original Amount W/O IC	\$244,551.00	
	Days Used as of Today	241	Estimate Paid to Date	\$120,661.45	
	Present Days	387	Present Amount	\$244,551.00	
	Contract Day	187 of 366	% Amount Used to Present	49.34%	
	% Used	62.27%	Remaining Overrun Funds	\$0.00	
		Contact Information			
		Name	Phone	Email	
	Resident Engineer (FDOT)	Womick, Todd	407-482-7833	todd.womick@dot.state.fl.us	
	Construction Project Manager	-	-	-	
	Project Adminsitrator	Eric Plantier	407-482-7847	eric.plantier@dot.state.fl.us	
	Contract Support Specialist (CSS)	Thorn, Jennifer	-	-	
	Go to CIM				



Project Summary Tab - This Table Will Auto Populate From Tabs

Construction	Table 1 - Summary Tab						Performance Measure		Percent Complete as of Last Cutoff		
	Tab	Contract	Lead Project Number	PA	Contractor	Description	Time	Money	Time	Money	Delta
5. ESW31	ESW31	433607-1-52-01	Wilson, Joe	HUBBARD CONSTRUCTION COMPANY	SR 50 ECONLOCKHATCHEE RIVER BRIDGES 750013&750169	118%	98%	99.88%	90.94%	-9%	
8. ESY53		ESY53	240216-7-52-01	Long, Charles	HALIFAX PAVING, INC.	SR 46 from SR 415 to CR 426 - Safety Project - Bike lanes, turn lanes, lighting, etc	100%	103%	45.81%	3.67%	-42%
9. ESY71	ESY71	437100-1-52-01	Sawaya, George	COLLAGE DESIGN & CONSTRUCTION GROUP, INC.	RTMC Building	100%	100%	24.75%	16.23%	-9%	
11. ESY96	ESY96	436434-1-52-01	Long, Charles	P&S Paving Inc	Spring to Spring Trail US 17/92	100%	100%	20.56%	0.00%	-21%	
12. ESY99	ESY99	439276-1-52-01	Eric Plantier	RAM CONSTRUCTION SERVICES OF MICHIGAN, INC.	SR 414 OVER US 17/92 - BRIDGE # 750295	#VALUE!	#DIV/0!	0.00%	0.00%	0%	
13. T5469	T5469	239203-4-52-01	Charles Crossman	PRINCE CONTRACTING, LLC.	SR 50 FROM E OF CR425 (DEAN RD) TO E OF OLD CHENEY HWY	100%	103%	103.46%	96.00%	-7%	
14. T5548	T5548	240216-2-52-01	Colon, Nicole	SOUTHLAND CONSTRUCTION, INC.	SR 46 FROM MELLONVILLE AVE TO SR 415	100%	101%	56.59%	55.43%	-1%	
15. T5549	T5549	432402-1-52-01	Crespi, Peter	HUBBARD CONSTRUCTION COMPANY	Mill and Resurface - SR 500/US441 FROM S OF SPRINT BLVD TO CENTRAL AVE	100%	106%	97.51%	99.26%	2%	
16. T5557	T5557	240196-1-52-01	Womick, Todd	BERGERON LAND DEVELOPMENT, INC	SR 15/600 (US 17/92) FROM SHEPARD RD TO LAKE MARY BLVD	100%	102%	48.18%	34.69%	-13%	
17. T5576	T5576	415030-5-52-01	Simpson, Terry	MASCI GENERAL CONTRACTORS, INC	SR 434 FROM SMITH STREET TO FRANKLIN STREET	100%	102%	84.12%	51.00%	-33%	
18. T5579	T5579	432402-2-52-01	Plantier, Eric	GOSALIA CONCRETE CONSTRUCTORS, INC.	Slab Replacement - SR 500 and SR 441	100%	101%	67.85%	84.68%	17%	
19. T5581	T5581	433040-1-52-01	Plantier, Eric	ATLANTIC CIVIL CONSTRUCTORS CORP	Traffic Signals - SR 434 (Alafaya Trail) from Alexandria Blvd. to Mitchell Hammock Rd.	100%	100%	64.40%	31.74%	-33%	
20. T5582	T5582	238275-8-52-01	Navarro, Kim	HALIFAX PAVING, INC	Roadway Realignment - CR 46A from North of Arundel Way to SR 46	100%	101%	19.85%	17.91%	-2%	
21. T5568	T5568	434425-1-52-01	Plantier, Eric	ATLANTIC CIVIL CONSTRUCTORS CORP	SR 436 SR 436 FROM N OF SR 50 TO N OF OLD CHENEY HWY	100%	104%	99.38%	92.15%	-7%	

Maintenance	Table 1 - Summary Tab						Performance Measure		Percent Complete as of Last Cutoff		
	Tab	Contract	Lead Project Number	PA	Contractor	Description	Time	Money	Time	Money	Delta
1.	ESU01	ESU01	412326-5-72-09	Eric Plantier	ALTAIR ENVIRONMENTAL GROUP, L.L.C.	Desilting on Various State Roads in Orange and Seminole Counties	100%	100%	62.27%	49.34%	-13%
2.	ESU02	ESU02	427956-1-72-14	Crespi, Peter	ROGAR MANAGEMENT & CONSULTING OF FLORIDA LLC	Various Concrete Driveway Repairs	100%	100%	45.93%	59.00%	13%
3.	ESU12	ESU12	412326-4-72-04	Baker, Blake	YD WEST COAST HOME, INC	RTMC Clearing and Grubbing	100%	100%	99.09%	78.00%	-21%
4.	ESU37	ESU37	41232657213	Eric Plantier	Hinterland Group Inc	Drainage Repair	#DIV/0!	0%	#REF!	0.00%	#REF!
6.	ESW91	ESW91	404418-2-52-01	Navarro, Kim	LAFLEUR NURSERIES AND GARDEN CENTER LLC	Landscaping - SR 15/600 (US 17/92) Interchange at SR 436	100%	102%	70.60%	89.24%	19%
7.	ESY23	ESY23	436858-1-52-01	Navarro, Kim	DYNAMICS GROUP, INC.	Landscaping - SR 46 From Upsala Rd to Airport Blvd	100%	104%	56.96%	85.38%	28%
10.	ESY80	ESY80	439905-1-52-01	Crespi, Peter	ATLANTIC CIVIL CONSTRUCTORS CORP	DISTRICTWIDE PUSHBUTTON TRAFFIC IMPROVEMENTS ORANGE/SEMINOLE	100%	100%	38.08%	16.93%	-21%

Tab Name: 2. E5U02
Time and Money Updated: 4/21/2017

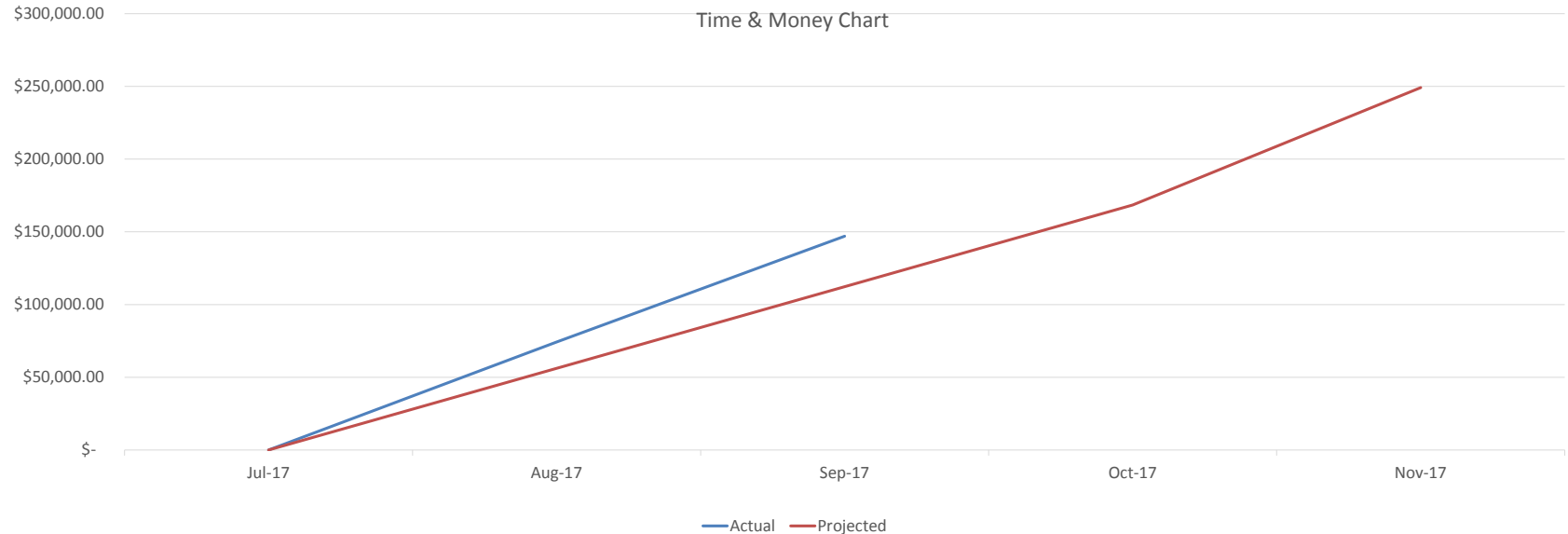
Contract Type and Cost Center: Oviedo Construction

Note: Make Time and Money font 14 after copying
PA/PO Notes UPDATED: 9/12/2017

2	<div><div><div>Finproj Number</div><div>Contract Number</div><div>Contract Location</div><div>Contractor Name</div></div><div><div>427956-1-72-14</div><div>ESU02</div><div>Various Concrete Driveway Repairs</div><div>ROGAR MANAGEMENT & CONSULTING OF FLORIDA LLC</div></div></div>				<div><div>Inlet Tops Completed - (8 of 57)</div><div>SA Extra Concrete at Inlet Tops - Cost being Negotiated</div><div>SA Request for Driveways - Request is Denied</div></div>
<div><div><div>Letting</div><div>Awarded</div><div>Execution</div><div>Notice to Proceed</div><div>Service Ending Date</div></div><div><div>3/13/2017</div><div>3/27/2017</div><div>5/1/2017</div><div>7/3/2017</div><div>10/22/2017</div></div><div><div>Work Begin</div><div>Time Begin</div><div>Original Estimated Completion</div><div>Adjusted Estimated Completion</div></div><div><div>7/3/2017</div><div>7/3/2017</div><div>10/20/2017</div><div>11/14/2017</div></div></div>					
<div><div><div>Contract Days Progress</div><div>Original Days</div><div>Days Used as of Today</div><div>Present Days</div><div>Contract Day</div><div>% Used</div></div><div><div>110</div><div>62</div><div>135</div><div>62 of 116</div><div>45.93%</div></div><div><div>Contract Dollars Progress</div><div>Original Amount W/O IC</div><div>Estimate Paid to Date</div><div>Present Amount</div><div>% Amount Used to Present</div><div>Remaining Overrun Funds</div></div><div><div>\$249,167.00</div><div>\$147,008.53</div><div>\$249,167.00</div><div>59.00%</div><div>\$0.00</div></div></div>					
<div><div><div>Contact Information</div><div><div>Name</div><div>Resident Engineer (FDOT)</div><div>Construction Project Manager</div><div>Project Adminsitrator</div><div>Contract Support Specialist (CSS)</div></div><div><div>Phone</div><div>Womick, Todd</div><div>Crespi, Peter</div><div>Crespi, Peter</div><div>Thorn, Jennifer</div></div><div><div>Email</div><div>todd.womick@dot.state.fl.us</div><div>jeff.oakes@dot.state.fl.us</div><div></div><div></div></div></div></div>					
<div><div><div>Table Below UPDATED:</div><div>9/12/2017</div></div><div><div>CPPR/CFPR GRADE:</div><div>DBE % (Com%/Pmt%):</div><div>ACTUAL CONTRACT TIME:</div><div>CURRENT CEI EFFICIENCY (%):</div><div>NEGOTIATED CEI (%):</div><div>CEI GRADE:</div></div><div><div>89</div><div>100.00%</div><div>72 of 122</div><div>N/A</div><div>N/A</div><div>N/A</div></div></div>					
<div><div><div>Go to CIM</div></div></div>					

[Go to CIM](#)

Time & Money Chart

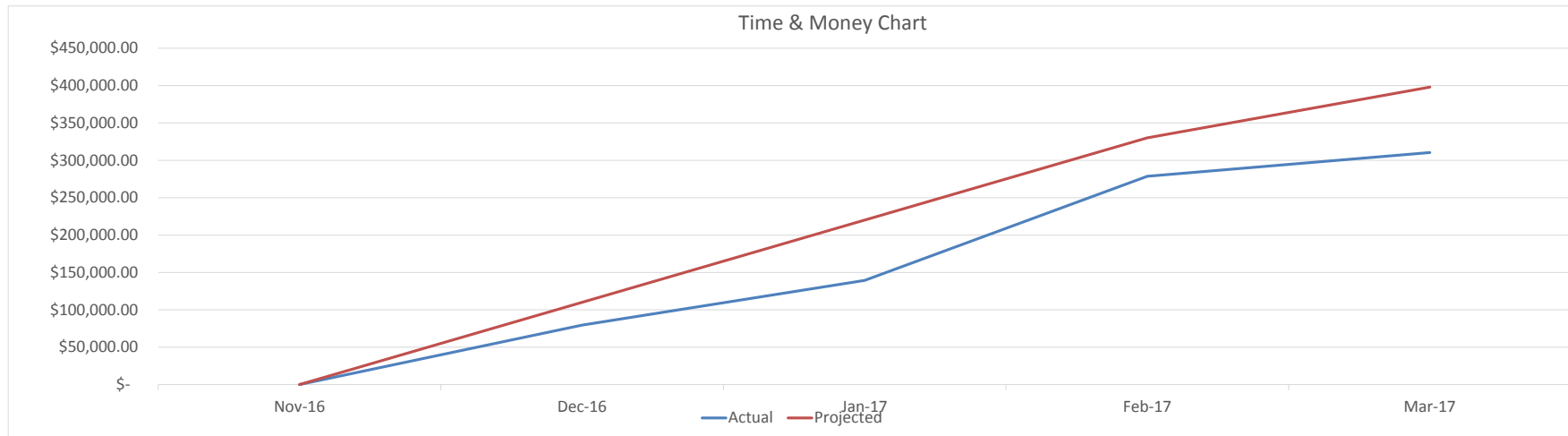


Tab Name: 3. ESU12
Time and Money Updated: 4/21/2017

Contract Type and Cost Center: Orlando (594) Maintenance

Note: Make Time and Money font 14 after copying
PA/PO Notes UPDATED: 00/00/2017

3	Finproj Number 412326-4-72-04		Federal Aid Number N/A		Pond 90% Complete. Stump/Root Removal 90% Complete. Needs final 'small' root removal, embankment delivered and spread to finished grade elevations, sod placed around perimeter and pond. 3 – 4 weeks before finished. Service Ending Date: 2/18/17	
	Contract Number ESU12					
	Contract Location RTMC Clearing and Grubbing					
	Contractor Name YD WEST COAST HOME, INC					
	Letting 9/7/2016		Work Begin 11/11/2016			
	Awarded 9/26/2016		Time Begin 11/11/2016			
	Execution 10/17/2016		Original Estimated Completion 2/8/2017			
	Notice to Proceed 11/7/2016		Adjusted Estimated Completion 2/28/2017			
	Service Ending Date 2/18/2017					
	<u>Contract Days Progress</u>		<u>Contract Dollars Progress</u>			
	Original Days 90		Original Amount W/O IC \$398,000.00			
	Days Used as of Today 109		Estimate Paid to Date \$310,440.00			
	Present Days 110		Present Amount \$398,000.00			
	Contract Day 109 of 110		% Amount Used to Present 78.00%			
	% Used 99.09%		Remaining Overrun Funds \$0.00			
	Contact Information					
	Name		Phone			Email
	Resident Engineer (FDOT) Womick, Todd		407-482-7833			todd.womick@dot.state.fl.us
	Construction Project Manager Navarro, Kim		407-482-7829			kim.navarro@dot.state.fl.us
	Project Adminsitrator Baker, Blake		407-496-5705			Blake.Baker@dot.state.fl.us
Contract Support Specialist (CSS) Baker, Blake		-		-		
Go to CIM						
Table Below UPDATED: XX/XX/XXXX						
CPPR/CFPR GRADE:			81			
DBE % (Com%/Pmt%):			70.00%			
ACTUAL CONTRACT TIME:			104/100			
CURRENT CEI EFFICIENCY (%):						
NEGOTIATED CEI (%):						
CEI GRADE:						



Tab Name: 4. E5U37
Time and Money Updated: XX-XX-XXXX

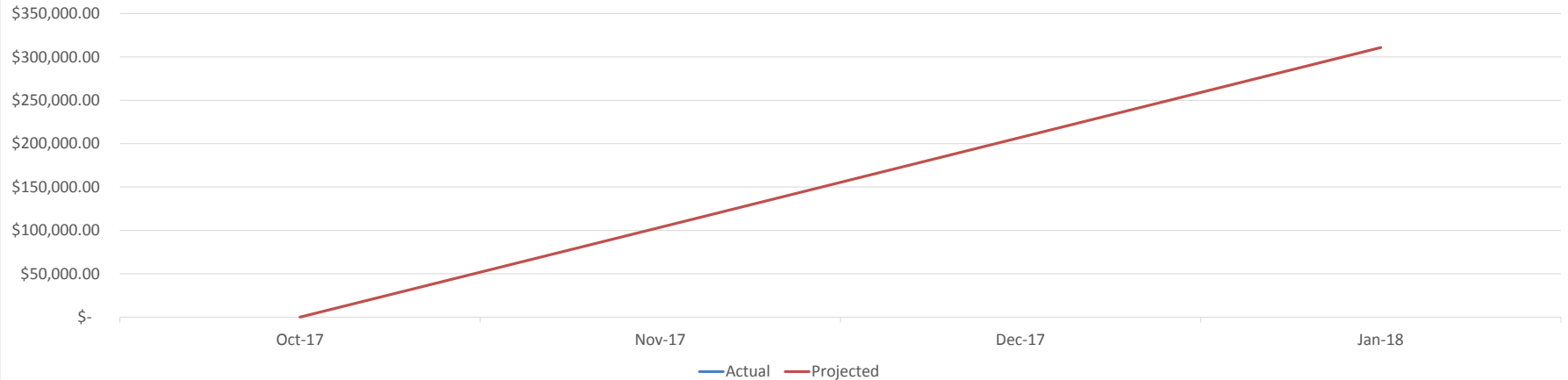
Type and Office Listed for Project: Oviedo (507) Construction?

Note: Make Time and Money font 14 after copying

PA/PO Notes UPDATED:

4	Finproj Number 41232657213		Federal Aid Number N/A		Pre-con 10/25 - revised schedule pending, time starts 11/8/17														
	Contract Number E5U37																		
	Contract Location Drainage Repair																		
	Contractor Name Hinterland Group Inc																		
	Letting 9/6/2017		Work Begin																
	Awarded 9/25/2017		Time Begin																
	Execution 10/6/2017		Original Estimated Completion																
	Notice to Proceed 10/26/2017		Adjusted Estimated Completion																
	Service Ending Date																		
	Contract Days Progress		Contract Dollars Progress																
Original Days 90		Original Amount W/O IC \$306,580.00																	
Days Used as of Today 0		Estimate Paid to Date \$0.00																	
Present Days 90		Present Amount \$306,580.00																	
Contract Day 0 of 90		% Amount Used to Present 0.00%																	
% Used #REF!		Remaining Overrun Funds \$0.00																	
Contact Information																			
		Name	Phone	Email															
Resident Engineer (FDOT)		Womick, Todd	407-482-7833	todd.womick@dot.state.fl.us															
Construction Project Manager		Duazo, Jonathan	-	-															
Project Adminsitrator		Eric Plantier	407-482-7847	eric.plantier@dot.state.fl.us															
Contract Support Specialist (CSS)			-	-															
Go to CIM																			
<table border="1"> <tr> <td colspan="2">Table Below UPDATED: 8/25/2017</td> </tr> <tr> <td>CPPR/CFPR GRADE:</td> <td></td> </tr> <tr> <td>DBE % (Com%/Pmt%):</td> <td></td> </tr> <tr> <td>ACTUAL CONTRACT TIME:</td> <td>0 of 90 days</td> </tr> <tr> <td>CURRENT CEI EFFICIENCY (%):</td> <td></td> </tr> <tr> <td>NEGOTIATED CEI (%):</td> <td></td> </tr> <tr> <td>CEI GRADE:</td> <td></td> </tr> </table>						Table Below UPDATED: 8/25/2017		CPPR/CFPR GRADE:		DBE % (Com%/Pmt%):		ACTUAL CONTRACT TIME:	0 of 90 days	CURRENT CEI EFFICIENCY (%):		NEGOTIATED CEI (%):		CEI GRADE:	
Table Below UPDATED: 8/25/2017																			
CPPR/CFPR GRADE:																			
DBE % (Com%/Pmt%):																			
ACTUAL CONTRACT TIME:	0 of 90 days																		
CURRENT CEI EFFICIENCY (%):																			
NEGOTIATED CEI (%):																			
CEI GRADE:																			

Time & Money Chart

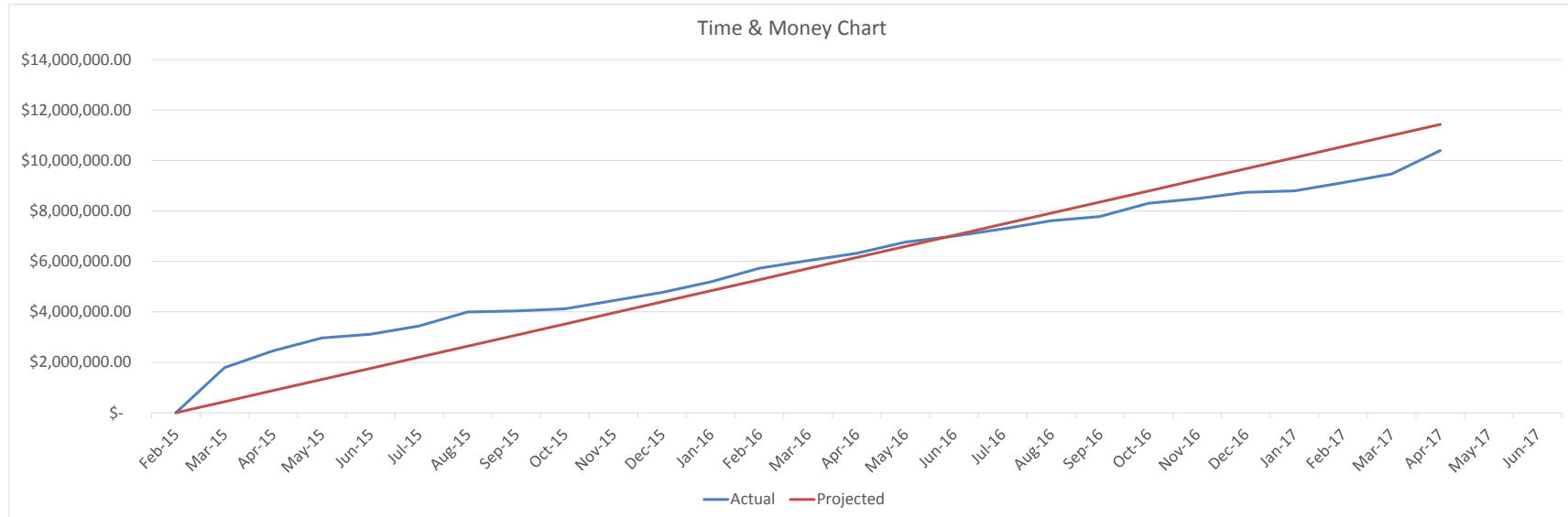


Tab Name: 5. E5W31
Time and Money Updated: 4/21/2017

Contract Type and Cost Center: Oviedo Construction

Note: Make Time and Money font 14 after copying
PA/PO Notes UPDATED: 4/6/2017

5	<div>Finproj Number433607-1-52-01Contract NumberESW31Contract LocationSR 50 ECONLOCKHATCHEE RIVER BRIDGES 750013&750169Contractor NameHUBBARD CONSTRUCTION COMPANY</div> <div>Letting8/4/2014Awarded9/17/2014Execution10/3/2014Notice to Proceed10/31/2014Service Ending DatePaid by EED</div> <div>Contract Days ProgressOriginal Days629Days Used as of Today828Present Days829Contract Day828 of 829% Used99.88%</div> <div>Contract Dollars ProgressOriginal Amount W/O IC\$11,670,000.00Estimate Paid to Date\$10,396,542.70Present Amount\$11,432,846.44% Amount Used to Present90.94%Remaining Overrun Funds\$0.00</div> <div>Contact InformationNamePhoneEmailResident Engineer (FDOT)Womick, Todd407-482-7833todd.womick@dot.state.fl.usConstruction Project ManagerOakes, Jeff407-482-7835jeff.oakes@dot.state.fl.usProject AdminsitratorWilson, Joe407-488-0864wilsonj@etminc.comContract Support Specialist (CSS)Brush, Toni- -</div> <div>Go to CIM</div>				0												
<div>Table Below UPDATED:3/14/2017</div> <table><tr><td>CPPR/CFPR GRADE:</td><td>98</td></tr><tr><td>DBE % (Com%/Pmt%):</td><td>3.82%/0.55%</td></tr><tr><td>ACTUAL CONTRACT TIME:</td><td>859 of 717</td></tr><tr><td>CURRENT CEI EFFICIENCY (%):</td><td>15.0%</td></tr><tr><td>NEGOTIATED CEI (%):</td><td>15.0%</td></tr><tr><td>CEI GRADE:</td><td>3.2%</td></tr></table>						CPPR/CFPR GRADE:	98	DBE % (Com%/Pmt%):	3.82%/0.55%	ACTUAL CONTRACT TIME:	859 of 717	CURRENT CEI EFFICIENCY (%):	15.0%	NEGOTIATED CEI (%):	15.0%	CEI GRADE:	3.2%
CPPR/CFPR GRADE:	98																
DBE % (Com%/Pmt%):	3.82%/0.55%																
ACTUAL CONTRACT TIME:	859 of 717																
CURRENT CEI EFFICIENCY (%):	15.0%																
NEGOTIATED CEI (%):	15.0%																
CEI GRADE:	3.2%																



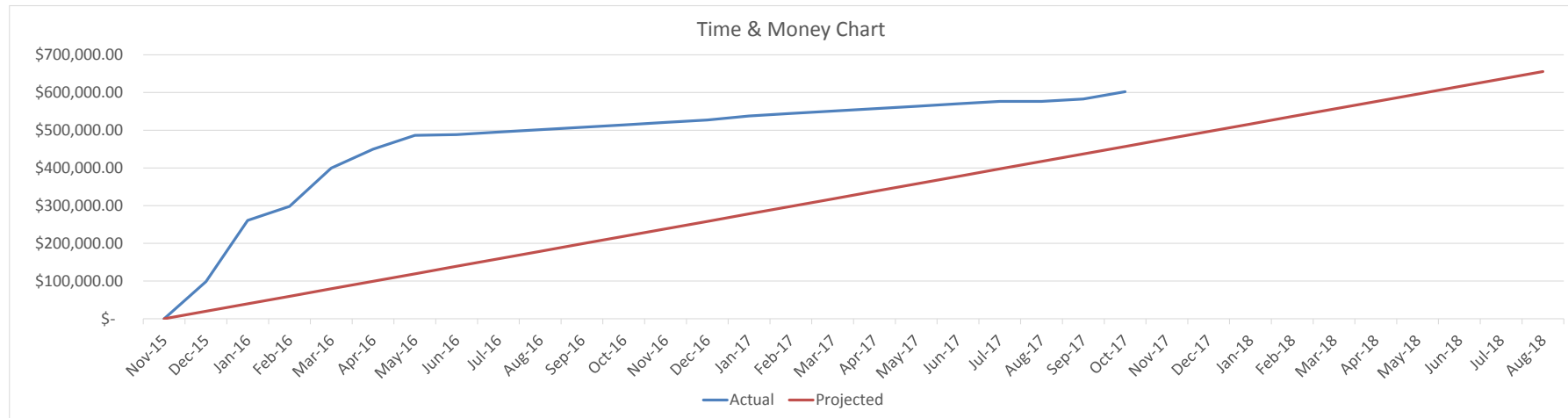
Tab Name: 6. E5W91
Time and Money Updated: 4/21/2017

Contract Type and Cost Center: Oviedo (507) Construction

Note: Make Time and Money font 14 after copying
PA/PO Notes UPDATED: 5/5/2017

6	Finproj Number		404418-2-52-01		Federal Aid Number		N/A		Establishment Period Start June 16, 2016 Service Ending Date: 8/3/18	
	Contract Number		E5W91							
	Contract Location		Landscaping - SR 15/600 (US 17/92) Interchange at SR 436							
	Contractor Name		LAFLEUR NURSERIES AND GARDEN CENTER LLC							
	Letting		8/4/2015		Work Begin		11/9/2015			
	Awarded		8/24/2015		Time Begin		11/9/2015			
	Execution		9/16/2015		Original Estimated Completion		7/15/2018			
	Notice to Proceed		10/14/2015		Adjusted Estimated Completion		8/4/2018			
	Service Ending Date		8/3/2018							

[Go to CIM](#)

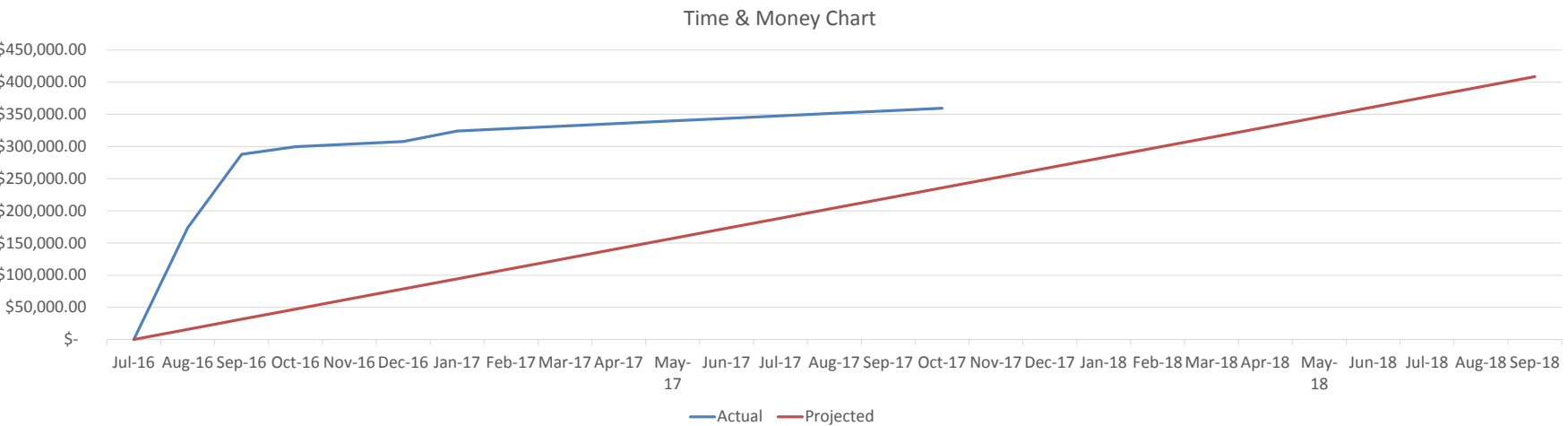


Tab Name: 7. ESY23
Time and Money Updated: 4/21/2017

Contract Type and Cost Center: Oviedo (593) Maintenance

Note: Make Time and Money font 14 after copying
PA/PO Notes UPDATED: 5/5/2017

7	Finproj Number		436858-1-52-01		Establishment Period		
	Contract Number		E5Y23				
	Contract Location		Landscaping - SR 46 From Upsala Rd to Airport Blvd				
	Contractor Name		DYNAMICS GROUP, INC.				
	Letting		4/5/2016				
	Awarded		4/25/2016				
	Execution		5/5/2016				
	Notice to Proceed		6/3/2016				
	Service Ending Date		9/7/2018				
	Federal Aid Number		N/A				
Work Begin		7/19/2016					
Time Begin		7/18/2016					
Original Estimated Completion		9/16/2018					
Adjusted Estimated Completion		9/22/2018					
<u>Contract Days Progress</u>				<u>Contract Dollars Progress</u>			
Original Days		790		Original Amount W/O IC		\$394,500.00	
Days Used as of Today		454		Estimate Paid to Date		\$351,646.86	
Present Days		797		Present Amount		\$411,876.86	
Contract Day		398 of 797		% Amount Used to Present		85.38%	
% Used		56.96%		Remaining Overrun Funds		\$0.00	
Contact Information							
Name		Phone		Email			
Resident Engineer (FDOT)		Womick, Todd		407-482-7833			
Construction Project Manager		-		-			
Project Adminsitrator		Navarro, Kim		407-482-7829			
Contract Support Specialist (CSS)		Thorn, Jennifer		-			
Go to CIM							
Table Below UPDATED: 5/5/2017							
CPPR/CFPR GRADE:				98			
DBE % (Com%/Pmt%):				100%/0%			
ACTUAL CONTRACT TIME:				264/790			
CURRENT CEI EFFICIENCY (%):				N/A			
NEGOTIATED CEI (%):				N/A			
CEI GRADE:				N/a			

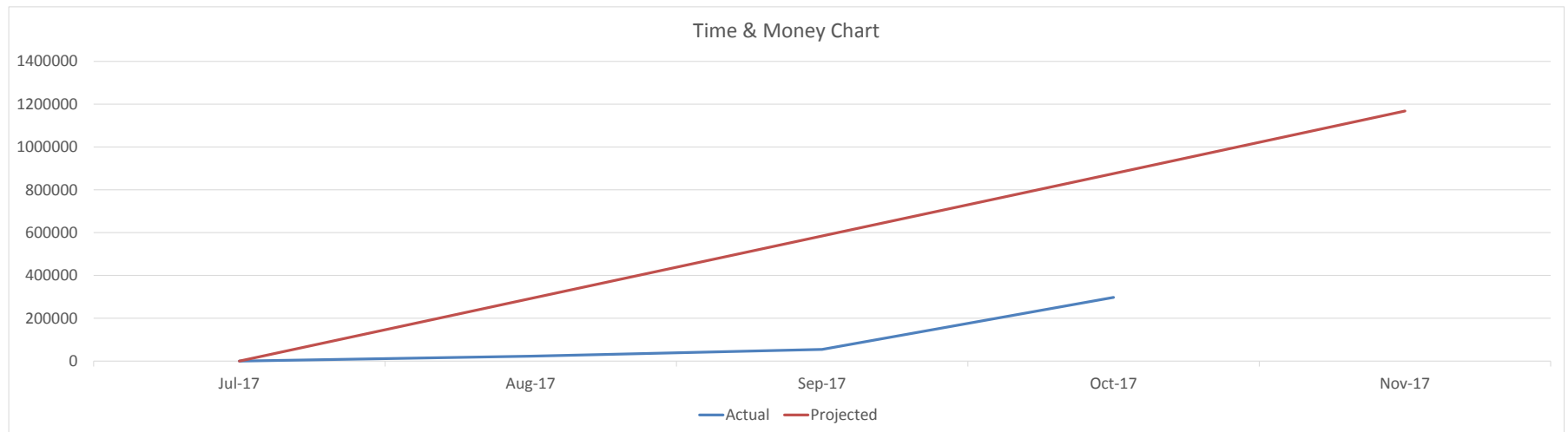


Tab Name: 8. E5Y53
Time and Money Updated: XX-XX-XXXX

Type and Office Listed for Project: Oviedo (507) Construction?

Note: Make Time and Money font 14 after copying
PA/PO Notes UPDATED: 10/27/2017

8	<div><div><div>Finproj Number</div><div>Contract Number</div><div>Contract Location</div><div>Contractor Name</div></div><div><div>240216-7-52-01</div><div>E5Y53</div><div>SR 46 from SR 415 to CR 426 - Safety Project - Bike lanes, turn lanes, lighting, etc</div><div>HALIFAX PAVING, INC.</div></div></div> <div><div><div>Letting</div><div>Awarded</div><div>Execution</div><div>Notice to Proceed</div><div>Service Ending Date</div></div><div><div>5/2/2017</div><div>5/22/2017</div><div>6/7/2017</div><div>7/6/2017</div><div>12/3/2017</div></div><div><div>Work Begin</div><div>Time Begin</div><div>Original Estimated Completion</div><div>Adjusted Estimated Completion</div></div><div><div>8/5/2017</div><div>8/5/2017</div><div>1/1/2018</div><div>1/6/2018</div></div></div> <div><div><div>Contract Days Progress</div><div>Original Days</div><div>Days Used as of Today</div><div>Present Days</div><div>Contract Day</div><div>% Used</div></div><div><div>150</div><div>71</div><div>155</div><div>43 of 150</div><div>45.81%</div></div><div><div>Contract Dollars Progress</div><div>Original Amount W/O IC</div><div>Estimate Paid to Date</div><div>Present Amount</div><div>% Amount Used to Present</div><div>Remaining Overrun Funds</div></div><div><div>\$1,438,299.25</div><div>\$54,655.37</div><div>\$1,488,299.25</div><div>3.67%</div><div>\$0.00</div></div></div> <div><div><div>Contact Information</div><div><div>Name</div><div>Resident Engineer (FDOT)</div><div>Construction Project Manager</div><div>Project Adminsitrator</div><div>Contract Support Specialist (CSS)</div><div>Go to CIM</div></div><div><div>Phone</div><div>407-482-7833</div><div>-</div><div>407-482-7830</div><div>-</div></div><div><div>Email</div><div>todd.womick@dot.state.fl.us</div><div>-</div><div>charles.long@dot.state.fl.us</div><div>-</div></div></div></div> <div><div>Pipe placement and paving continuing week of 10/29.</div><div><div>Table Below UPDATED:</div><div>10/27/2017</div><div><div>CPPR/CFPR GRADE:</div><div>DBE % (Com%/Pmt%):</div><div>ACTUAL CONTRACT TIME:</div><div>CURRENT CEI EFFICIENCY (%):</div><div>NEGOTIATED CEI (%):</div><div>CEI GRADE:</div></div><div><div>100</div><div>10.00%</div><div>82 of 163</div><div>N/A</div><div>N/A</div><div>N/A</div></div></div></div>			
---	---	--	--	--

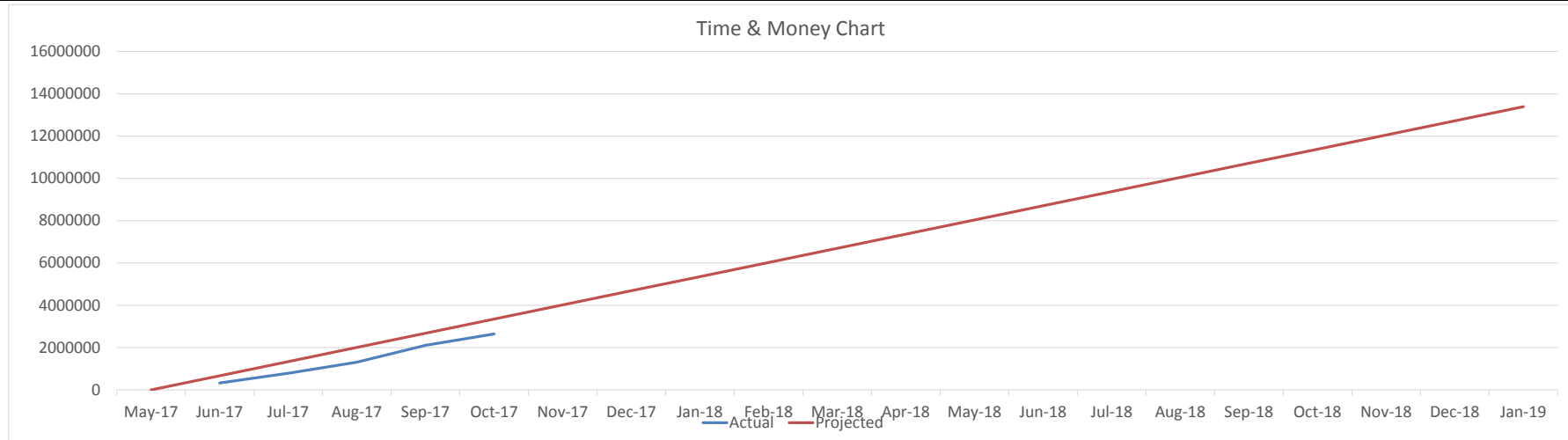


Tab Name: 9. ESY71
Time and Money Updated: 9/20/2017

Contract Type and Cost Center: Oviedo (507) Construction?

Note: Make Time and Money font 14 after copying
PA/PO Notes UPDATED: 9/20/2017

9	Finproj Number		437100-1-52-01		Federal Aid Number		Drafting SA for Irma waiting on back-up burden rate from contractor , Continue rough in Area C and D, electrical and plumbing, Pads and continuous footing, Continue to install CMU and Roof joist for Building a . Continue to work 6 Day work week.			
	Contract Number		E5Y71							
	Contract Location		RTMC Building							
	Contractor Name		COLLAGE DESIGN & CONSTRUCTION GROUP, INC.							
	Letting		2/10/2017		Work Begin				5/22/2017	
	Awarded		3/9/2017		Time Begin				5/22/2017	
	Execution		4/10/2017		Original Estimated Completion				12/22/2018	
	Notice to Proceed		5/22/2017		Adjusted Estimated Completion				1/1/2019	
	Service Ending Date		12/1/2018							
	<u>Contract Days Progress</u>				<u>Contract Dollars Progress</u>					
	Original Days		580		Original Amount W/O IC				\$12,987,000.00	
	Days Used as of Today		146		Estimate Paid to Date				\$2,107,295.00	
	Present Days		590		Present Amount				\$12,987,000.00	
	Contract Day		118 of 584		% Amount Used to Present				16.23%	
	% Used		24.75%		Remaining Overrun Funds				<u>\$0.00</u>	



Tab Name: 10. ESY80

Contract Type and Cost Center:

Note: Make Time and Money font 14 after copying

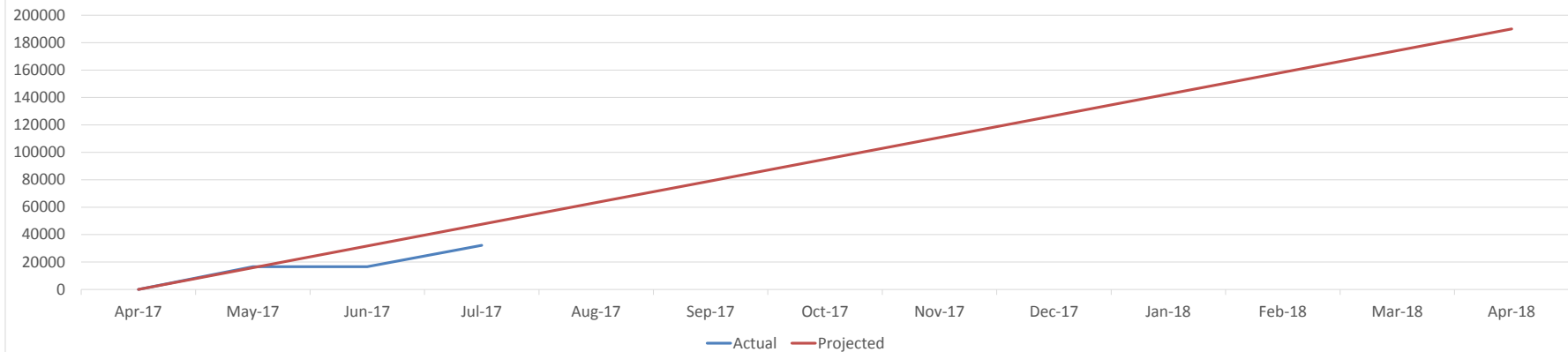
Time and Money Updated: 4/21/2017

PA/PO Notes

UPDATED: 8/30/2017

10	<div>Finproj Number439905-1-52-01Contract NumberESY80Contract LocationDISTRICTWIDE PUSHBUTTON TRAFFIC IMPROVEMENTS ORANGE/SEMINOLEContractor NameATLANTIC CIVIL CONSTRUCTORS CORP</div> <div>Letting2/7/2017Awarded2/27/2017Execution3/6/2017Notice to Proceed4/3/2017</div> <div>Work Begin5/15/2017Time Begin4/3/2017Original Estimated Completion5/14/2018Adjusted Estimated Completion4/2/2018</div> <div><div>Contract Days ProgressOriginal Days365Days Used as of Today139Present Days365Contract Day139 of 365% Used38.08%</div><div>Contract Dollars ProgressOriginal Amount W/O IC\$190,000.00Estimate Paid to Date\$32,174.16Present Amount\$190,000.00% Amount Used to Present16.93%Remaining Overrun Funds\$0.00</div></div> <div><div>Contact Information</div><table><thead><tr><th>Name</th><th>Phone</th><th>Email</th></tr></thead><tbody><tr><td>Resident Engineer (FDOT)</td><td>Womick, Todd</td><td>407-482-7833</td></tr><tr><td>Project Adminsitrator</td><td>Patrick White</td><td>407-482-7831</td></tr><tr><td>Project Adminsitrator</td><td>Crespi, Peter</td><td>407-482-7823</td></tr><tr><td>Contract Support Specialist (CSS)</td><td>-</td><td>-</td></tr></tbody></table><div>Go to CIM</div></div>				Name	Phone	Email	Resident Engineer (FDOT)	Womick, Todd	407-482-7833	Project Adminsitrator	Patrick White	407-482-7831	Project Adminsitrator	Crespi, Peter	407-482-7823	Contract Support Specialist (CSS)	-	-	<div><div>Task Work Order 2 - SR 434 and Calabria Drive</div><div>8/5/17 Final Accepted and Paid Out</div></div> <div><div>Table Below UPDATED:</div><table><thead><tr><th></th><th>N/A</th></tr></thead><tbody><tr><td>CPPR/CFPR GRADE:</td><td>N/A</td></tr><tr><td>DBE % (Com%/Pmt%):</td><td>N/A</td></tr><tr><td>ACTUAL CONTRACT TIME:</td><td>N/A</td></tr><tr><td>CURRENT CEI EFFICIENCY (%):</td><td>N/A</td></tr><tr><td>NEGOTIATED CEI (%):</td><td>N/A</td></tr><tr><td>CEI GRADE:</td><td>N/A</td></tr></tbody></table></div>		N/A	CPPR/CFPR GRADE:	N/A	DBE % (Com%/Pmt%):	N/A	ACTUAL CONTRACT TIME:	N/A	CURRENT CEI EFFICIENCY (%):	N/A	NEGOTIATED CEI (%):	N/A	CEI GRADE:	N/A
Name	Phone	Email																																
Resident Engineer (FDOT)	Womick, Todd	407-482-7833																																
Project Adminsitrator	Patrick White	407-482-7831																																
Project Adminsitrator	Crespi, Peter	407-482-7823																																
Contract Support Specialist (CSS)	-	-																																
	N/A																																	
CPPR/CFPR GRADE:	N/A																																	
DBE % (Com%/Pmt%):	N/A																																	
ACTUAL CONTRACT TIME:	N/A																																	
CURRENT CEI EFFICIENCY (%):	N/A																																	
NEGOTIATED CEI (%):	N/A																																	
CEI GRADE:	N/A																																	

Time & Money Chart

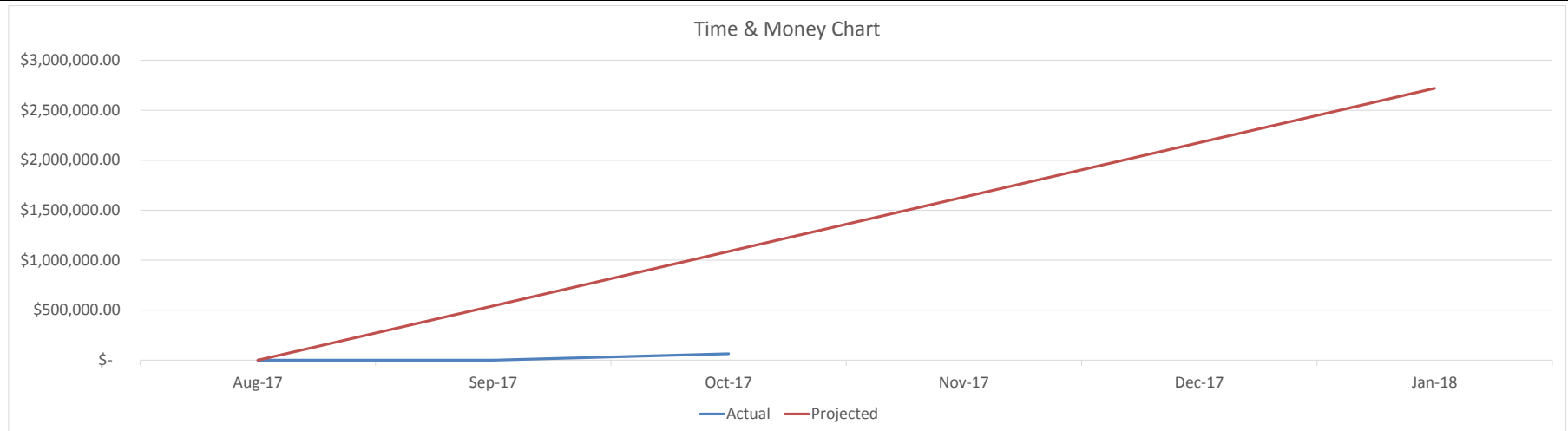


Tab Name: 11. E5Y96
Time and Money Updated: XX-XX-XXXX

Type and Office Listed for Project: Oviedo (507) Construction?

Note: Make Time and Money font 14 after copying
PA/PO Notes UPDATED: 10/27/2017

11	Finproj Number 436434-1-52-01 Contract Number E5Y96 Contract Location Spring to Spring Trail US 17/92 Contractor Name P&S Paving Inc			Federal Aid Number Yes	Demolition of median barrier wall complete. Detour to install pipe setup for next Tuesday through Thursday.
	Letting 6/6/2017 Awarded 6/26/2017 Execution 7/13/2017 Notice to Proceed 8/10/2017 Service Ending Date			Work Begin 9/8/2017 Time Begin 9/8/2017 Original Estimated Completion 3/6/2018 Adjusted Estimated Completion 3/6/2018	
	Contract Days Progress Original Days 180 Days Used as of Today 37 Present Days 180 Contract Day 37 of 180 % Used 20.56%			Contract Dollars Progress Original Amount W/O IC \$3,218,345.00 Estimate Paid to Date \$0.00 Present Amount \$3,218,345.00 % Amount Used to Present 0.00% Remaining Overrun Funds \$0.00	
	Contact Information Name Phone Email				
	Resident Engineer (FDOT) Womick, Todd 407-482-7833 todd.womick@dot.state.fl.us Construction Project Manager Duazo, Jonathan - - Project Adminsitrator Long, Charles 407-482-7830 charles.long@dot.state.fl.us Contract Support Specialist (CSS) - -				
	Go to CIM				
					Table Below UPDATED: 10/27/2017 CPPR/CFPR GRADE: 98% DBE % (Com%/Pmt%): ACTUAL CONTRACT TIME: 48 of 185 CURRENT CEI EFFICIENCY (%): N/A NEGOTIATED CEI (%): N/A CEI GRADE: N/A

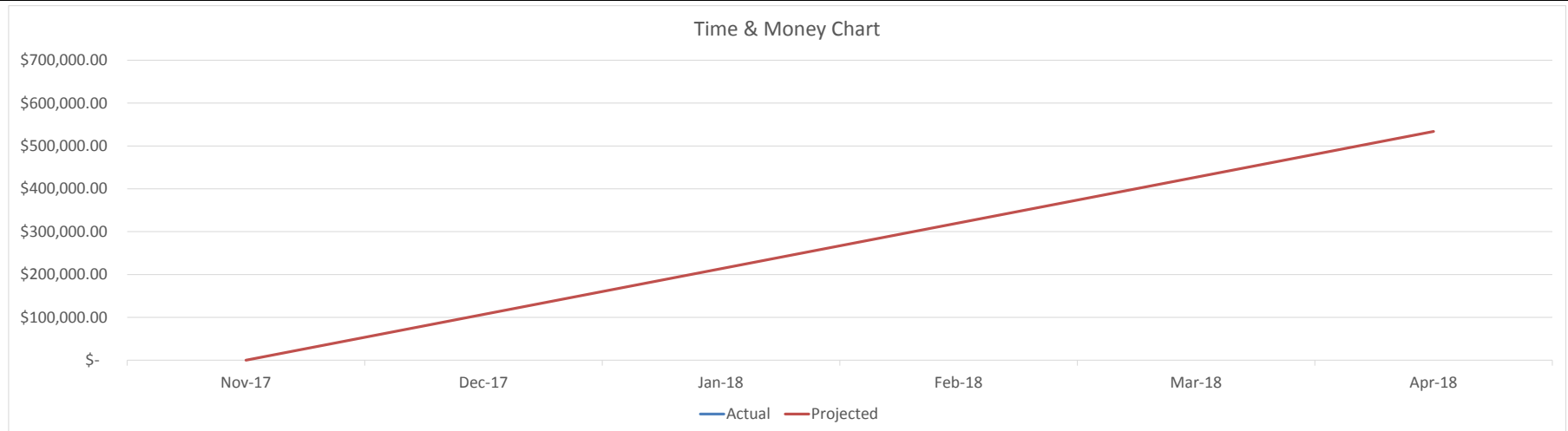


Tab Name: 12. E5Y99
Time and Money Updated: XX-XX-XXXX

Type and Office Listed for Project: Oviedo (507) Construction?

Note: Make Time and Money font 14 after copying
PA/PO Notes UPDATED:

12	Finproj Number 439276-1-52-01 Contract Number E5Y99 Contract Location SR 414 OVER US 17/92 - BRIDGE # 750295 Contractor Name RAM CONSTRUCTION SERVICES OF MICHIGAN, INC.		Federal Aid Number N/A		
Letting 10/3/2017 Awarded 10/23/2017 Execution 10/27/2017 Notice to Proceed 10/30/2017 Service Ending Date 2/1/2018		Work Begin Time Begin 11/29/2017 Original Estimated Completion 6/17/1900 Adjusted Estimated Completion 5/17/2018			
<u>Contract Days Progress</u> Original Days 170 Days Used as of Today 0 Present Days 170 Contract Day 0 of 170 % Used 0.00%		<u>Contract Dollars Progress</u> Original Amount W/O IC \$596,732.71 Estimate Paid to Date \$0.00 Present Amount \$596,732.71 % Amount Used to Present 0.00% Remaining Overrun Funds \$0.00			
Contact Information					
Resident Engineer (FDOT) Womick, Todd Construction Project Manager Duazo, Jonathan Project Adminsitrator Eric Plantier Contract Support Specialist (CSS) Sandy		Name Phone 407-482-7833 - 407-482-7847 -			
		Email todd.womick@dot.state.fl.us - eric.plantier@dot.state.fl.us -			
Go to CIM					
Table Below UPDATED:					
CPPR/CFPR GRADE:					
DBE % (Com%/Pmt%):					
ACTUAL CONTRACT TIME:					
CURRENT CEI EFFICIENCY (%):					
NEGOTIATED CEI (%):					
CEI GRADE:					



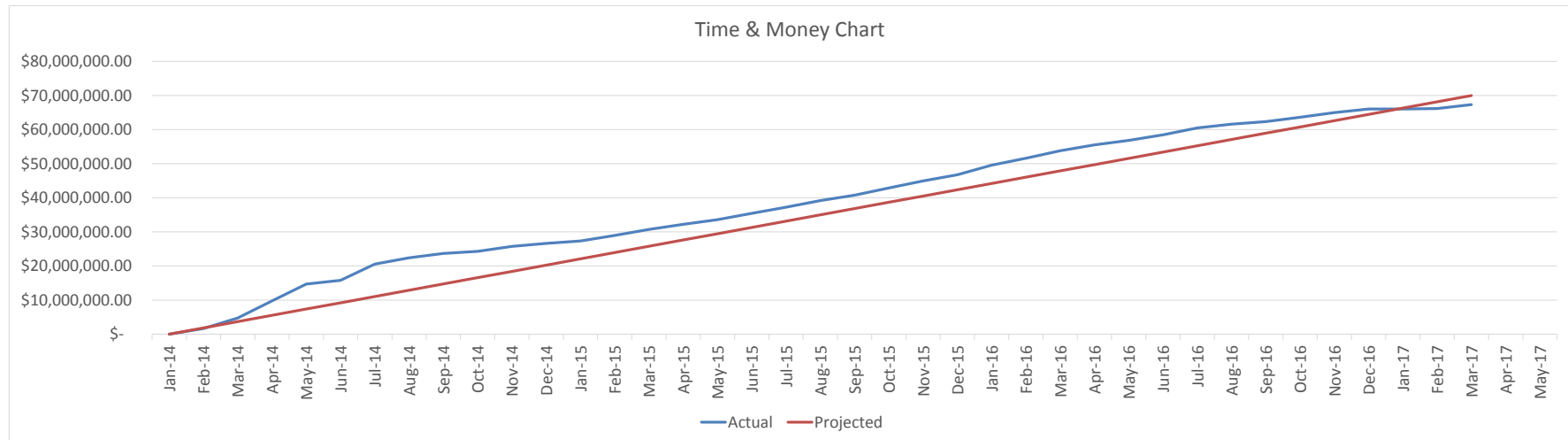
Tab Name: 13. T5469
Time and Money Updated: 4/21/2017

Contract Type and Cost Center: Oviedo (507) Construction

Note: Make Time and Money font 14 after copying

PA/PO Notes UPDATED: XX/XX/2017

13	Finproj Number 239203-4-52-01 Contract Number T5469 Contract Location SR 50 FROM E OF CR425 (DEAN RD) TO E OF OLD CHENEY HWY Contractor Name PRINCE CONTRACTING, LLC. Letting 10/30/2013 Awarded 11/19/2013 Execution 12/9/2013 Notice to Proceed 1/7/2014 Service Ending Date NA Contract Days Progress Original Days 950 Days Used as of Today 1137 Present Days 1099 Contract Day 1139 of 1139 % Used 103.46%	Federal Aid Number N/A Work Begin 1/21/2014 Time Begin 1/21/2014 Original Estimated Completion 8/27/2016 Adjusted Estimated Completion 1/23/2017 Contract Dollars Progress Original Amount W/O IC \$67,731,735.00 Estimate Paid to Date \$67,176,630.51 Present Amount \$69,973,538.20 % Amount Used to Present 96.00% Remaining Overrun Funds \$434,394.83	1) WO for additional ITS work at Alafaya, Rouse 2) SA 26 for Plan Rev 18, 19 3) SA for AT&T extra work NOIs (1 EA 52-01, 1 EA 56-01) 4) SA - credit for damaged FOC) NOI #4 for ATT delay, remains open, and under discussion at State level. Prince says they will go to DRB NOI #20, NOI 43 and NOI #44 - SAs written, #20 rescinded filed alleging demo milling qty discrepancies - Summarily denied Prince says they will go to DRB NOI 50 for ITS repair at Alafaya NOI 51 for valve repair work Misc other open NOIs not expected to proceed. PIC Issues -
Table Below UPDATED: XX/XX/XXXX			
Resident Engineer (FDOT) Womick, Todd Construction Project Manager Coleman, Christopher Project Adminsitrator Charles Crossman Contract Support Specialist (CSS) Shaw, Nimishia Go to CIM		Contact Information Name Phone Email Womick, Todd 407-482-7833 todd.womick@dot.state.fl.us Coleman, Christopher 407-482-7839 christopher.coleman@dot.state.fl.us Charles Crossman 407-427-8027 Charles.Crossman@cardno.com Shaw, Nimishia - -	
		Table Below UPDATED: XX/XX/XXXX CPMR/CFPR GRADE: 79 of 104 DBE % (Com%/Pmt%): 19.34%/14.07% 20.32%/83.10% ACTUAL CONTRACT TIME: 823 of 717 CURRENT CEI EFFICIENCY (%): 7.0% NEGOTIATED CEI (%): 7.5% CEI GRADE: 3.6	

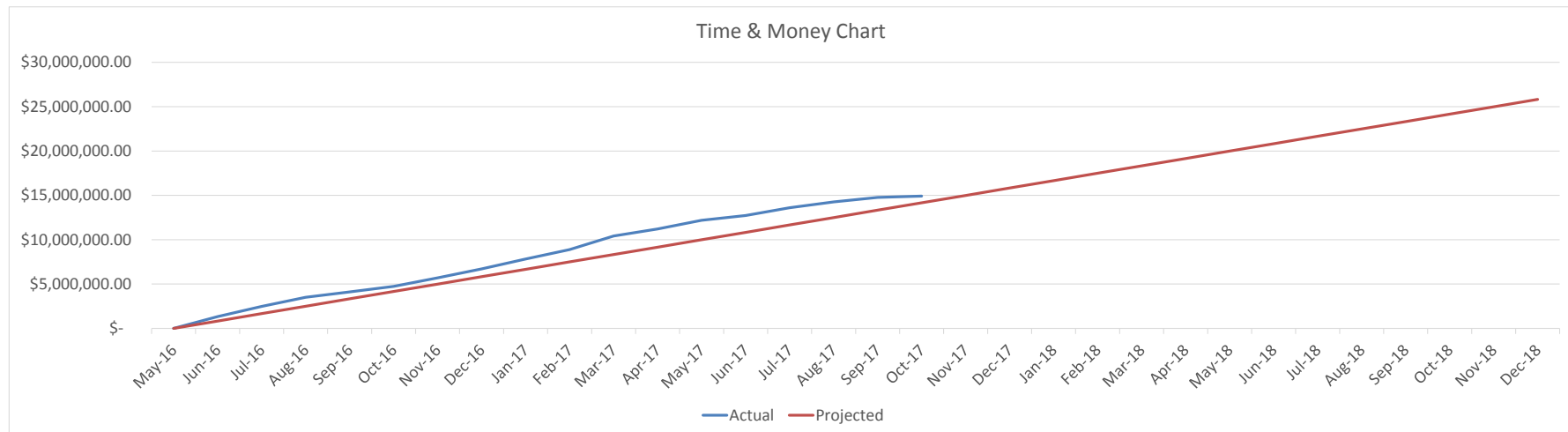


Tab Name: 14. T5548
Time and Money Updated: 4/21/2017

Contract Type and Cost Center: Oviedo (507) Construction

Note: Make Time and Money font 14 after copying
PA/PO Notes UPDATED: 10/27/2017

14	Finproj Number		240216-2-52-01		Mixing subgrade, installing pipe along LT roadway from Brisson to Rightway.
	Contract Number		T5548		
	Contract Location		SR 46 FROM MELLONVILLE AVE TO SR 415		
	Contractor Name		SOUTHLAND CONSTRUCTION, INC.		
	Letting		2/24/2016		
	Awarded		3/15/2016		
	Execution		3/23/2016		
	Notice to Proceed		4/20/2016		
	Service Ending Date		NA		
	Work Begin		5/9/2016		
	Time Begin		5/9/2016		
	Original Estimated Completion		9/15/2018		
	Adjusted Estimated Completion		11/20/2018		
	Contract Days Progress		Contract Dollars Progress		
Original Days		860			
Days Used as of Today		524			
Present Days		926			
Contract Day		468 of 915			
% Used		56.59%			
Original Amount W/O IC		\$26,325,089.42			
Estimate Paid to Date		\$14,775,325.61			
Present Amount		\$26,653,625.50			
% Amount Used to Present		55.43%			
Remaining Overrun Funds		\$0.00			
Contact Information					
Name		Phone		Email	
Resident Engineer (FDOT)		Womick, Todd		407-482-7833	
Construction Project Manager		-		-	
Project Adminsitrator		Long, Charles		407-482-7830	
Contract Support Specialist (CSS)		Colon, Nicole		-	
Go to CIM					
Table Below UPDATED: 10/27/2017					
CPPR/CFPR GRADE:			100		
DBE % (Com%/Pmt%):			7.97%/48.82% 8.19%/54.41%		
ACTUAL CONTRACT TIME:			536 of 972		
CURRENT CEI EFFICIENCY (%):			N/A		
NEGOTIATED CEI (%):			N/A		
CEI GRADE:			N/A		

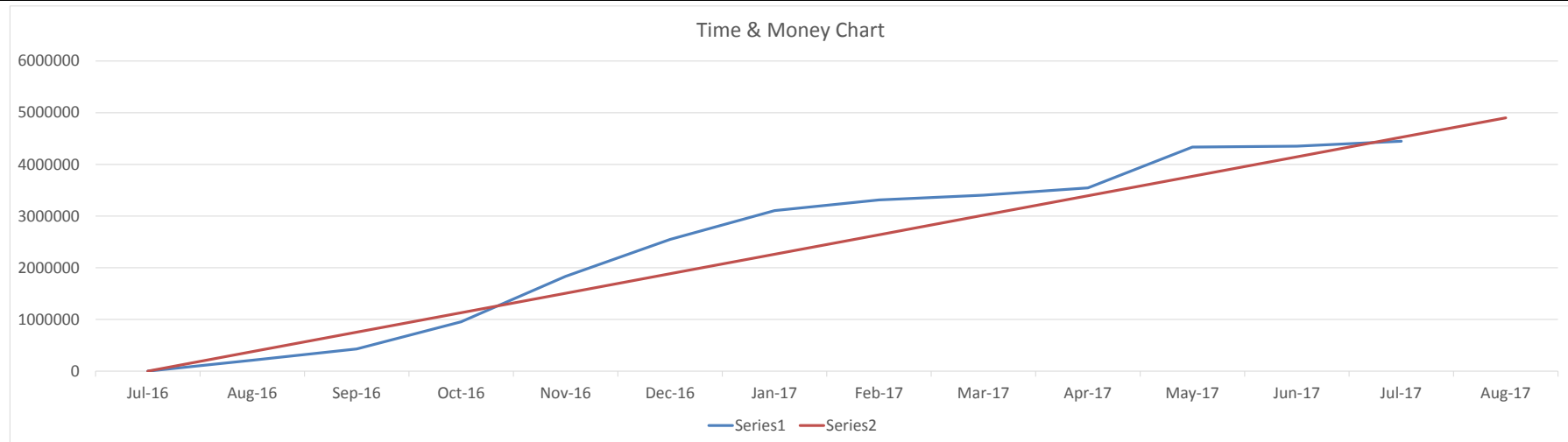


Tab Name: 15. T5549
Time and Money Updated: 5/5/2017

Contract Type and Cost Center: Orlando (509) Construction

Note: Make Time and Money font 14 after copying
PA/PO Notes UPDATED: 9/12/2017

15	Finproj Number 432402-1-52-01 Contract Number T5549 Contract Location Mill and Resurface - SR 500/US441 FROM S OF SPRINT BLVD TO CENTRAL AVE Contractor Name HUBBARD CONSTRUCTION COMPANY Letting 4/27/2016 Awarded 5/17/2016 Execution 5/31/2016 Notice to Proceed 6/28/2016 Service Ending Date NA Contract Days Progress Original Days 250 Days Used as of Today 353 Present Days 362 Contract Day 353 of 362 % Used 97.51%	Federal Aid Number 8886725A Work Begin 7/29/2016 Time Begin 7/28/2016 Original Estimated Completion 4/4/2017 Adjusted Estimated Completion 7/24/2017 Contract Dollars Progress Original Amount W/O IC \$4,238,764.00 Estimate Paid to Date \$4,453,386.86 Present Amount \$4,486,585.02 % Amount Used to Present 99.26% Remaining Overrun Funds \$10,024.52	<ul style="list-style-type: none"> Final Accepted 7/29/17 Final Estimates Package Submitted SA 04 Extra Work Pending/ \$10,000.00/0 Days - Concrete Flumes, 6th Street, Asphalt at Hiawassee, SB Resurface Change, Crossover 13+50, Extra FC-5
Table Below UPDATED: 9/12/2017			
Resident Engineer (FDOT) Womick, Todd Construction Project Manager - Project Adminsitrator Crespi, Peter Contract Support Specialist (CSS) Carpenter, Sandy Go to CIM		Contact Information Name Phone Email Womick, Todd 407-482-7833 todd.womick@dot.state.fl.us - - - Crespi, Peter 407-482-7823 peter.crespi@dot.state.fl.us Carpenter, Sandy - -	CPPR/CFPR GRADE: 100 DBE % (Com%/Pmt%): 2.23%/95.82% ACTUAL CONTRACT TIME: 367 of 367 CURRENT CEI EFFICIENCY (%): N/A NEGOTIATED CEI (%): N/A CEI GRADE: N/A



Tab Name: 16. T5557
Time and Money Updated: 4/21/2017

Contract Type and Cost Center: Oviedo (507) Construction

Note: Make Time and Money font 14 after copying
PA/PO Notes UPDATED: 5/5/2017

16

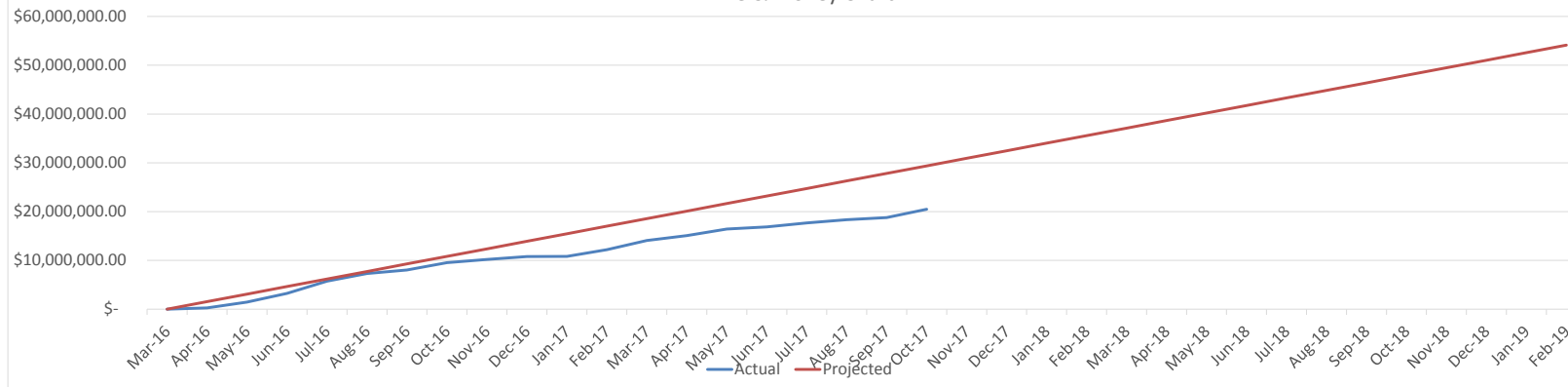
Finproj Number	240196-1-52-01	Federal Aid Number	N/A	<div>●CSI No. 3 - Sheet Pile with concrete capping in lieu of Soldier Pile System. Final plans submitted for review. Returned to Contractor to address comments by EOR. Waiting on Submission of CSI.</div> <div>●NOI No. 02 submitted by contractor for not being able to install 18" storm drainage due to conflict with an existing unknown RCP. Contractor had commenced installation of pipe from S-202 to S-203 when they encountered pipe in conflict. It has been determined this will be paid as extra unforeseen work. We agree there's merit to this issue. Still Waiting on costs from Bergeron. Once SA 5 is executed this NOI will be recinded due to "line in the sand" language on SA.</div> <div>●NOI No. 03 submitted by contractor for having to modify front slope along Special Detour 1 near SW corner of General Hutchison and US 17/92. Still waiting on costs to be submitted from Bergeron. Once SA 5 is executed this NOI will be recinded due to "line in the sand" language on SA.</div> <div>●City of Sanford has requested extra work to be performed for work associated with UWHC. Work detailed in Plan Revision No. 4 & Plan Revision No. 7. A credit is expected from Plan Revision No. 4 & Plan Revision No.7. Still waiting on response from Contractor on</div>
Contract Number	T5557			
Contract Location	SR 15/600 (US 17/92) FROM SHEPARD RD TO LAKE MARY BLVD			
Contractor Name	BERGERON LAND DEVELOPMENT, INC			
Letting	12/9/2015	Work Begin	5/31/2016	
Awarded	12/22/2015	Time Begin	5/31/2016	
Execution	1/11/2016	Original Estimated Completion	2/14/2019	
Notice to Proceed	2/9/2016	Adjusted Estimated Completion	4/7/2019	
Service Ending Date	NA			
<u>Contract Days Progress</u>		<u>Contract Dollars Progress</u>		
Original Days	990	Original Amount W/O IC	\$53,176,000.00	
Days Used as of Today	502	Estimate Paid to Date	\$18,775,256.11	
Present Days	1042	Present Amount	\$54,118,935.82	
Contract Day	474 of 1026	% Amount Used to Present	34.69%	
% Used	48.18%	Remaining Overrun Funds	\$0.00	
Contact Information				
	Name	Phone	Email	
Resident Engineer (FDOT)	Womick, Todd	407-482-7833	todd.womick@dot.state.fl.us	
Construction Project Manager	Oakes, Jeff	407-482-7835	jeff.oakes@dot.state.fl.us	
Project Adminsitrator	Davis, Chris	407-466-4151	cdavis@metriceng.com	
Contract Support Specialist (CSS)	Mike Atkins	-	matkins@metriceng.com	

Go to CIM

9/1/2017	
CPPR/CFPR GRADE:	93%
DBE % (Com%/Pmt%):	10.40%/25.01%
ACTUAL CONTRACT TIME:	460 of 1046
CURRENT CEI EFFICIENCY (%):	9.0%
NEGOTIATED CEI (%):	7.0%

[Go to CIM](#)

Time & Money Chart



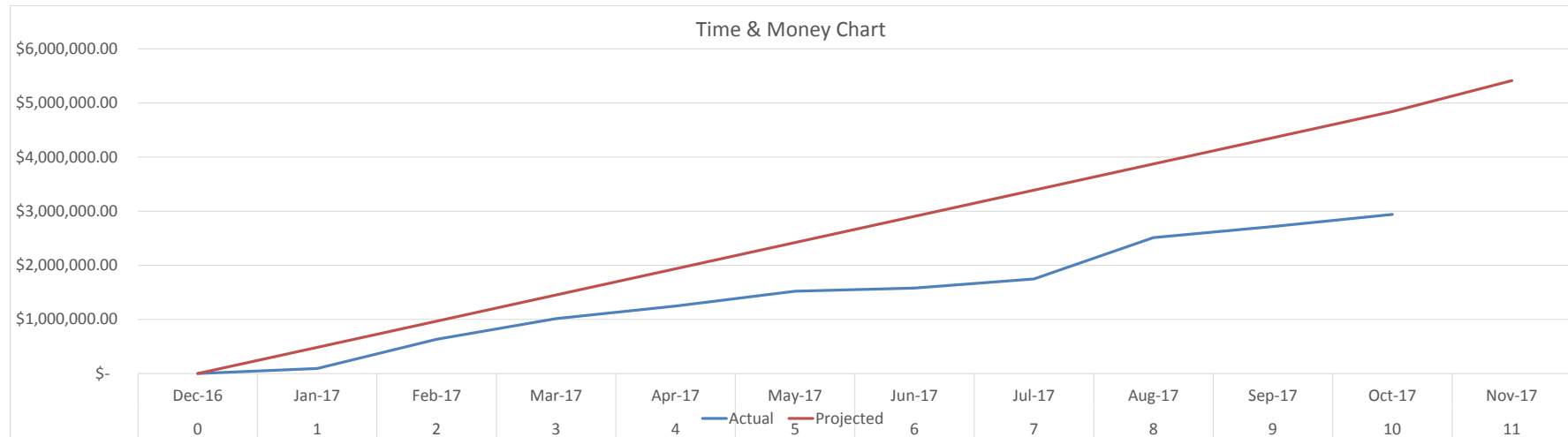
Tab Name: 17. T5576
Time and Money Updated: 4/21/2017

Type and Office Listed for Project: Oviedo (507) Construction

Note: Make Time and Money font 14 after copying
PA/PO Notes UPDATED: 9/1/2017

17	Finproj Number	415030-5-52-01	Federal Aid Number	N/A	Under ground work nearly complete on right roadway	2
	Contract Number	T5576			nights of paving remain prior to shifting traffic into modified phase II	
	Contract Location	SR 434 FROM SMITH STREET TO FRANKLIN STREET			alignment	SA for
	Contractor Name	MASCI GENERAL CONTRACTORS, INC			additional depth pipe signed by Masci	City of Oviedo
					utility work nearly complete. Tie in to existing water mains complete.	
	Letting	6/15/2016	Work Begin	1/3/2017	Negotiating extra work costs.	
	Awarded	7/6/2016	Time Begin	1/2/2017	Negotiating idle equipment and labor with from Hurricane Irma with	
	Execution	7/14/2016	Original Estimated Completion	11/18/2017	Masci	All
	Notice to Proceed	8/11/2016	Adjusted Estimated Completion	12/7/2017	outstanding work orders for the main project have been paid.	
	Service Ending Date	NA			Time 80.3% Dollars 55.7%	
	<u>Contract Days Progress</u>		<u>Contract Dollars Progress</u>			
	Original Days	320	Original Amount W/O IC	\$5,311,632.25		
	Days Used as of Today	286	Estimate Paid to Date	\$2,761,369.08		
	Present Days	340	Present Amount	\$5,414,132.25		
	Contract Day	258 of 348	% Amount Used to Present	51.00%		
	% Used	84.12%	Remaining Overrun Funds	\$0.00		
	Contact Information					Table Below UPDATED: 9/1/2017
		Name	Phone	Email		
	Resident Engineer (FDOT)	Womick, Todd	407-482-7833	todd.womick@dot.state.fl.us		CPPR/CFPR GRADE: 96
	Construction Project Manager	Oakes, Jeff	407-482-7835	jeff.oakes@dot.state.fl.us		DBE % (Com%/Pmt%): 14%/??% 3.65%/25.95%
	Project Adminsitrator	Simpson, Terry	407-622-9476	simpsont@cdmsmith.com		ACTUAL CONTRACT TIME: 286 of 356
	Contract Support Specialist (CSS)	Carpenter, Sandy	-	-		CURRENT CEI EFFICIENCY (%): N/A (areawide)
						NEGOTIATED CEI (%): N/A (areawide)
						CEI GRADE: N/A (areawide)

[Go to CIM](#)



Tab Name: 18. T5579
Time and Money Updated: 4/21/2017

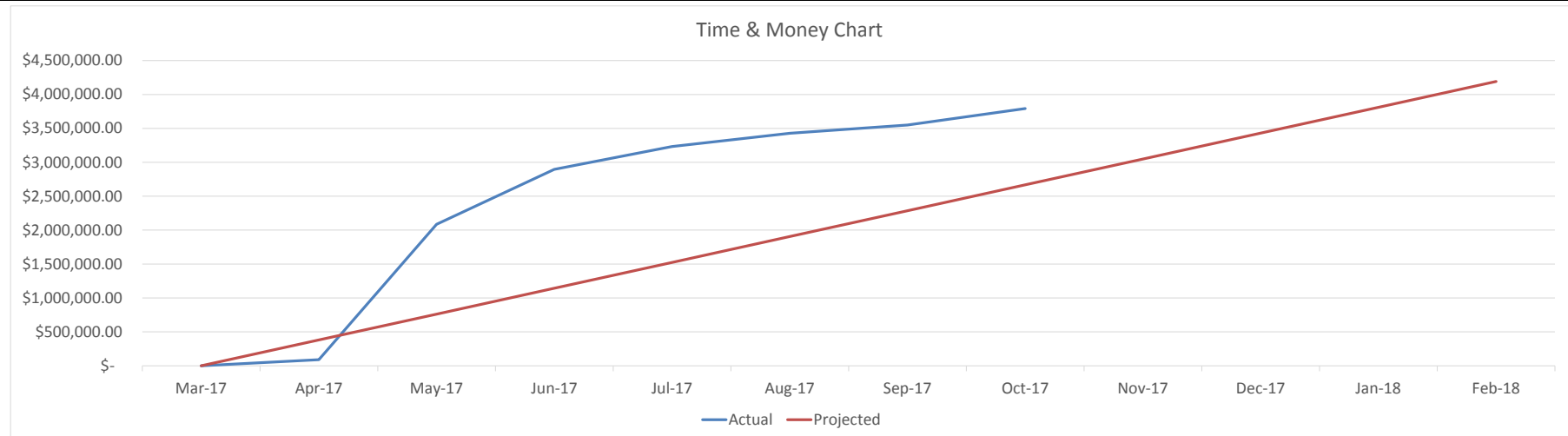
Type and Office Listed for Project: Orlando (509) Construction

Note: Make Time and Money font 14 after copying

PA/PO Notes UPDATED: 10/26/2017

18	Finproj Number		432402-2-52-01		Walked all slabs, some cracks and spalls that should be replaced, missed some work as well. Add'l cracks seem to have tempered off. Contractor has offered DDM as solution for some - walked slabs 10/26 with Contractor, about 10 to replace (december tentatively), will try to repair others with silicone for center joint issues. Some minor asphalt repairs scheduled for next week, but may push out. Saw & seal, longituduanal joints about 1 week left. Signal/ITS punchlist work minor. Will have some 'quantity resolution' to address, have some solid tracking. Traffic Ops has adjustments to SR429 Connector signal intersection due to ped conflicts - trying to sort out solution, as there is discussion in Traffic Ops on appropriate way to go - likely remove some sidewalk, replace curb and call it a day.
	Contract Number		T5579		
	Contract Location		Slab Replacement - SR 500 and SR 441		
	Contractor Name		GOSALIA CONCRETE CONSTRUCTORS, INC.		
	Letting		10/26/2016		
	Awarded		11/16/2016		
	Execution		12/8/2016		
	Notice to Proceed		1/9/2017		
	Service Ending Date		NA		
	Work Begin		3/21/2017		
	Time Begin		2/8/2017		
	Original Estimated Completion		2/23/2018		
	Adjusted Estimated Completion		2/9/2018		
	Contract Days Progress		Contract Dollars Progress		
	Original Days		340		
	Days Used as of Today		249		
	Present Days		367		
	Contract Day		221 of 352		
% Used		67.85%			
Original Amount W/O IC		\$4,141,438.70			
Estimate Paid to Date		\$3,549,450.07			
Present Amount		\$4,191,438.70			
% Amount Used to Present		84.68%			
Remaining Overrun Funds		\$236,511.31			
Contact Information					
Name		Phone		Email	
Resident Engineer (FDOT)		Womick, Todd		407-482-7833	
Construction Project Manager		-		-	
Project Adminsitrator		Plantier, Eric		407-482-7847	
Contract Support Specialist (CSS)		Thorn, Jennifer		-	
Go to CIM					

Table Below UPDATED:		10/26/2017	
CPPR/CFPR GRADE:	100		
DBE % (Com%/Pmt%):	69%/72.84% and rising 71.97%/47.6		
ACTUAL CONTRACT TIME:	261 of 367		
CURRENT CEI EFFICIENCY (%):	N/A		
NEGOTIATED CEI (%):	N/A		
CEI GRADE:	N/A		

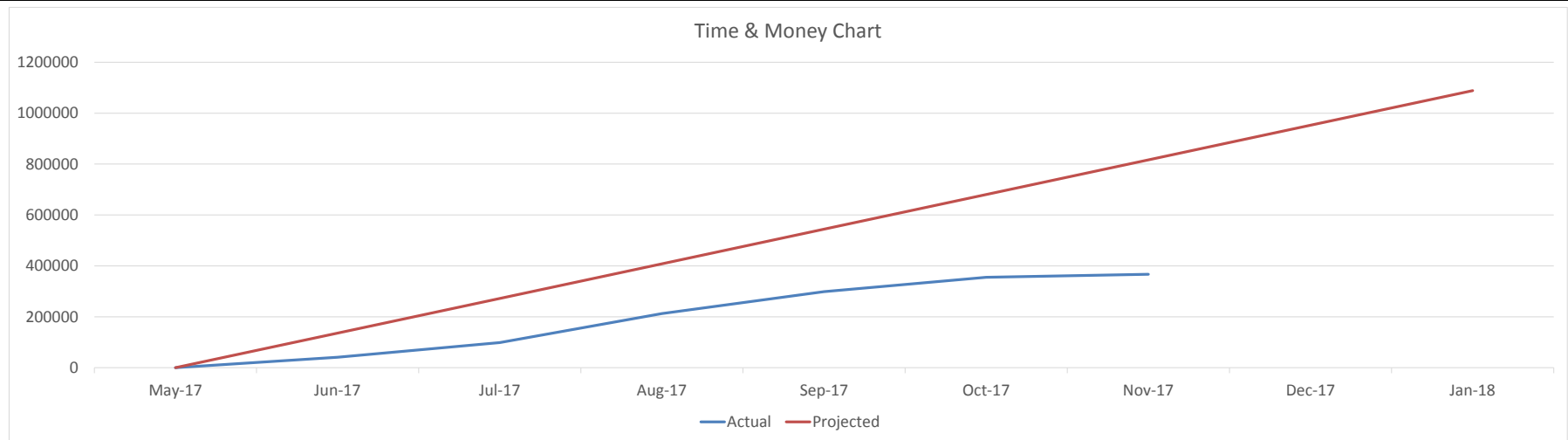


Tab Name: 19. T5581
Time and Money Updated: 4/21/2017

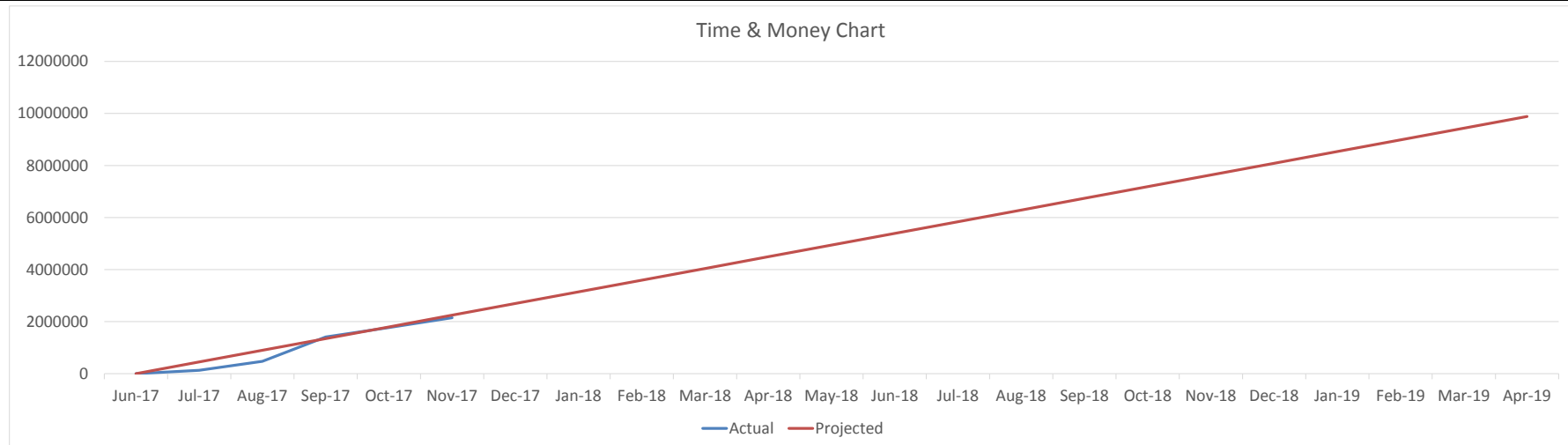
Type and Office Listed for Project: Orlando (509) Construction

Note: Make Time and Money font 14 after copying
PA/PO Notes UPDATED: 10/26/2017

19	Finproj Number		433040-1-52-01		bores done, ramps at MH done, separator & base done,2 of 3 shafts done. Pull boxes going in this week. Shaft C has 6" Duke conduit conflict at 12' BGS resulting in \$18,819.47 claim for delays and extra work. Scheduling a meeting w/Duke again. Drilled shaft shifting 2 feet west to accomodate - new casing in about 2 more weeks (still!). Handicap ramps at Alexandria after shafts. Paving thereafter. Pattern pavement end of November. WO #2 for F-curb and sidewalk being negotiated. Delta gap will close for next estimate once asphalt is placed (again, sorry). Could be done in a month after that.
	Contract Number		T5581		
	Contract Location		Traffic Signals - SR 434 (Alafaya Trail) from Alexandria Blvd. to Mitchell Hammock Rd.		
	Contractor Name		ATLANTIC CIVIL CONSTRUCTORS CORP		
	Letting		12/7/2016		
	Awarded		12/28/2016		
	Execution		1/6/2017		
	Notice to Proceed		2/6/2017		
	Service Ending Date		NA		
	Work Begin		5/8/2017		
	Time Begin		5/7/2017		
	Original Estimated Completion		12/23/2017		
	Adjusted Estimated Completion		1/11/2018		
	Contract Days Progress		Contract Dollars Progress		
	Original Days		230		
	Days Used as of Today		161		
	Present Days		250		
	Contract Day		133 of 245		
	% Used		64.40%		
Original Amount W/O IC		\$1,118,456.37			
Estimate Paid to Date		\$355,003.14			
Present Amount		\$1,118,456.37			
% Amount Used to Present		31.74%			
Remaining Overrun Funds		\$0.00			
Contact Information					
Name		Phone		Email	
Resident Engineer (FDOT)		Womick, Todd		407-482-7833	
Construction Project Manager		-		-	
Project Adminsitrator		Plantier, Eric		407-482-7847	
Contract Support Specialist (CSS)		Carpenter, Sandy		-	
Table Below UPDATED: 10/26/2017					
CPPR/CFPR GRADE:				98	
DBE % (Com%/Pmt%):				0.96/10% will not get higher .96%/0%	
ACTUAL CONTRACT TIME:				163/251	
CURRENT CEI EFFICIENCY (%):				N/A	
NEGOTIATED CEI (%):				N/A	
CEI GRADE:				N/A	
Go to CIM					

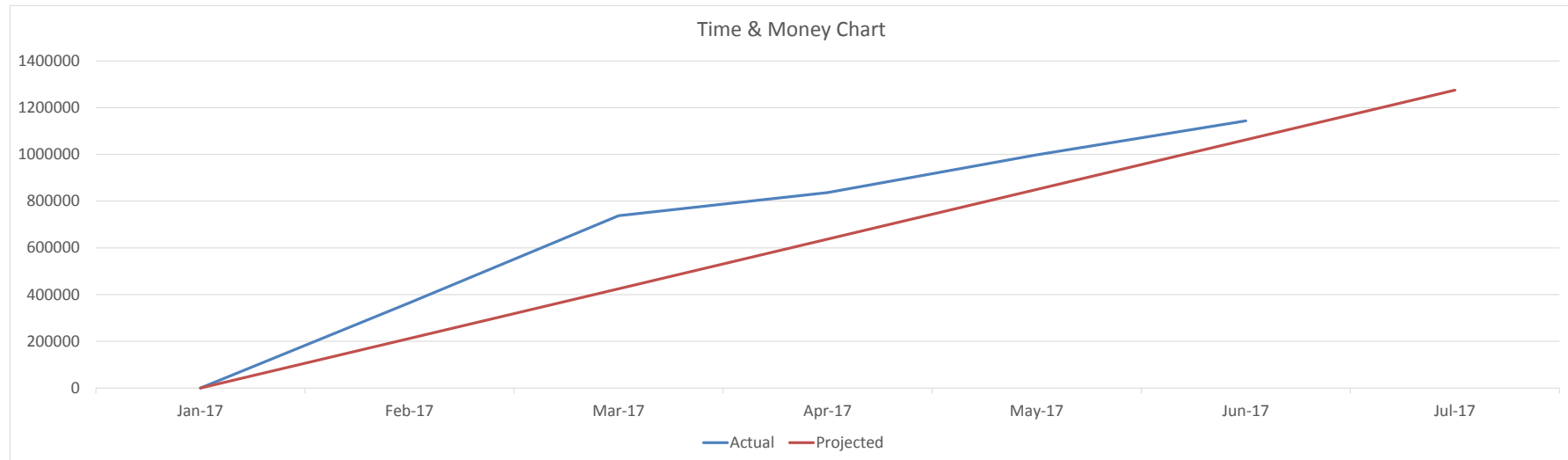


Note: Make Time and Money font 14 after copying
PA/PO Notes UPDATED: 11/1/2017

[illegible]

UPDATED: 6/23/2017 8/4/2017

Negotiated ~\$19K withheld. Will work out PAR and final settlement over next week.



Peebles, Smith & Matthews, Inc.

"The Week Ahead"

December 1, 2017

&

2018-19 Budget Preview

Monday

The **House Select Committee on Hurricane Response and Preparedness** meets at 3:00 p.m. to workshop potential recommendations. A copy of the Committee's draft recommendations is available on the House website. Chair Nunez hopes to complete their charge and get final approval on Friday's follow up meeting.

Tuesday

The **Senate Community Affairs Committee** will meet at 10:00 a.m. to hear numerous bills including:

SB 688—Charter County and Regional Transportation System Surtax (Sen. Garcia) The bill limits the use proceeds of the Charter County and Regional Transportation System Surtax for Miami-Dade County to planning, development and expansion of fixed guideway rapid transits or bus systems. This is the bill's first committee stop of three.

SB 658—Tourist Development Tax by Senator Brandes. The bill would amend statute expanding the use to include environmental restoration projects and "public facilities" that would enhance tourism. This is the first committee hearing for the proposed legislation.

SB 494—Linear Facilities by Senator Lee. SB 494 amends the exemptions from the land-use consistency provisions of the Power Plant Siting Act and Transmission Line Siting Act to provide that they apply to established rights-of-way and corridors, to rights-of-way and corridors yet to be established, and to creation of distribution and transmission corridors.

...

2018 Legislative Session Dates

December 4-8, 2017

Interim Committee Week

December 10, 2017

House deadline for publication of notice for local bills in order to be available for opening day introduction

January 5, 2018

House deadline for all bill requests to be in final draft form including the request for companion bills

January 9, 2018

Regular Session convenes
12:00 noon, deadline for filing bills for introduction

February 27, 2018

50th day -- last day for regularly scheduled committee meetings

March 5, 2018

55th day -- last day to take up Special Order Calendar; no bills on second reading may be taken up and considered

March 9, 2018

60th day -- last day of Regular Session

Conference Dates

December 6-8, 2017

FLC Legislative Conference
Orlando, FL

At 2:00 p.m., the **Senate Transportation Committee** meets and will take up several bills including **SB 384—Electric Vehicles** by Senator Brandes.

Wednesday

At 10:30 a.m., the **House Transportation & Infrastructure Subcommittee** will consider the following bills:

- **HB 141—Exemptions from Toll Payment** (Rep. Harrison) The bill exempts public safety vehicles from state tolls.
- **HB 243—Charter County and Regional Transportation System Surtax** (Rep. Avila) This is the House companion to SB 688.
- **HB 535—Statewide Alternative Transportation Authority** by Representative Avila.
- **HB 575—Metropolitan Planning Organizations** by Representative Beshears.

Thursday

The **Senate Appropriations Subcommittee on the Environment and Natural Resources** meets at 9:00 a.m. The committee will hear a presentation on **the Governor's Fiscal Year 2018-19 Budget Recommendations** for:

- Department of Agriculture and Consumer Services
- Department of Citrus
- Department of Environmental Protection
- Fish and Wildlife Conservation Commission.

The committee will also hear a few bills including **SB 370 & SB 204—Land Acquisition Trust Fund** by Senator Bradley. SB 370 dedicates \$100 million annually to the Florida Forever Program. SB 204 dedicates \$75 million to springs protection and \$50 million for the restoration of the St. Johns River.

...

Constitution Revision Commission Meeting Schedule

<https://www.flcrc.gov/>

December 12-14

Home Rule Protections

Proposal 61 would raise the bar for state laws that restrict the decision-making rights of local communities. Proposal 61 requires that lawmakers provide at least 48-hours of public notice before voting on measures that restrict local decision-making. This proposal also asks the state to justify policies that concentrate power in Tallahassee at the expense of local towns and taxpayers. Most importantly, P61 states anything that restricts the rights of local communities should be considered as a standalone bill. P61 was TP'd this week in its first committee of reference.

2018-19 Budget Preview

During the upcoming committee week, the House and Senate Appropriations' Committees will be getting fully briefed on Governor Scott's budget recommendations. Both full Appropriations Committee and most of the subcommittees will receive presentations and have an opportunity to ask questions. The following is a brief summary highlighting some of the major funding priorities.

Proposed Expenditures (Governor's Proposed Budget)

The Governor's proposed budget for 2018-19 totals \$87.4 billion (compared to the state's current year budget total of \$82.4 billion). A breakdown shows \$51.4 billion (trust funds), \$402 million (tobacco settlement), \$1.2 billion (PECO) and \$2.2 billion Lottery. Scott's recommendations expend \$32,181.6 billion in general revenue funds.

In comparison, the current year budget totals \$31,611.2 billion in general revenue. The proposed budget represents an increase of \$570.4 million in general revenue. The Governor's package also includes \$180 million in proposed tax cuts.

Funds Available (Financial Outlook)

The Financial Outlook Statement indicates the state has an estimated \$34,224.3 billion in available general revenue. Recurring general revenue is \$31,731.7 billion compared to \$2,492.6 billion in nonrecurring. In addition, the state Budget Stabilization Fund balance is \$1,484.7 billion. (Difference in proposed expenditures and funds available \$1,862.7 billion.)

Additional Revenue Indicators

- State's utilization of Required Local Effort (property tax) for public education
 - Governor proposes no change to the RLE millage - \$450.2 million growth (2018-19)
 - Current budget does not include RLE increase (2017-18)
- Trust Fund Transfer (create additional nonrecurring general revenue)
 - Governor proposes \$160.8 million in trust fund transfers
 - Local government housing trust fund \$91.8 million of the transfer
 - Current budget includes \$550 million in trust fund transfers
 - Difference of \$390 million
- New debt service
 - Department of Transportation (proposed)
 - Turnpike Revenue Bonds - \$197.6
 - Right-of-way acquisition Bonds - \$354.1
 - Transportation Finance Corporation - \$187.3
 - Department of Education
 - Public Education Capital Outlay - \$0
 - Department of Environmental Protection
 - Land Acquisition - \$0
 - Environmental Infrastructure - \$0

Governor's Proposed Initiatives and Priorities

- Hurricane Affordable and Workforce Housing Initiative
 - Affordable & Workforce Housing - \$100 million
 - Housing Recovery Program - \$65 million
 - Rental Recovery Loan Program - \$25 million
 - Farmworker Housing Recovery Program - \$10 million
- State law enforcement pay increases - \$30 million
- Herbert Hoover Dike - \$50 million
- Tax Cuts - \$180 million

Summary of Other Proposed Agency Programs and Initiatives

Department of Agriculture

- Natural Gas Fuel Fleet Vehicle Rebate - \$1,000,000

Department of Economic Opportunity

- State Housing Initiative Partnership - \$34 million
- Community Development Block Grants - \$36.5 million
- Florida Job Growth Grant Fund - \$85 million

Department of Environmental Protection

- Florida Forever - \$50 million
- Beach Renourishment - \$50 million
- Hurricane Beach Recovery - \$50 million
- Springs Restoration - \$55 million
- Drinking Water Revolving Loan Fund - \$128 million
- Wastewater Revolving Loan Fund - \$175 million
- Small county wastewater grants - \$15 million
- Alternative water supply, septic to sewer, stormwater projects - \$50 million
- Petroleum Tank Cleanup - \$110 million
- Dry Cleaning Cleanup - \$8.5 million
- State Parks - \$50 million
- Resilient Coastline Initiative - \$3.9 million
- Volkswagen Settlement - \$5 million

Fish and Wildlife Conservation Commission

- Invasive exotics plant control - \$35.3

Department of Transportation (\$10.8 billion)

- Transportation Disadvantaged - \$55.8
- Public Transit Development Grants - \$434.9/132.9 million
- Rail Development Grants - \$85.6/218.2 million
- Small County Resurface Assistance Program - \$29.8 million
- Small County Outreach Program - \$72.6 million
- Hurricane Impact Projects - \$57.5 million
- County Transportation Programs - \$61.8 million
- Economic Development Transportation Projects - \$15 million

Emergency Management

- Emergency Management Critical Facility Needs - \$4.8 million



MetroPlan Orlando

2018 Board & Committee Meeting Schedule

250 S. Orange Avenue, Suite 200
Orlando, FL 32801

	MetroPlan Orlando Board	Community Advisory Committee (CAC)	Technical Advisory Committee (TAC)	TSMO***	TDLCB***	Municipal Advisory Committee (MAC)
	2 nd Wednesday @ 9:00 a.m.	4 th Wednesday @ 9:30 am.	4 th Friday @ 10:00 a.m.	4 th Friday @ 8:30 a.m.	2 nd Thursday Quarterly @ 10:00 a.m.	Thursday prior to the Board meeting @ 9:30 a.m.
January		January 24	January 26	January 26		
February	February 14	February 28	February 23	February 23	February 15**	February 8
March	March 14					March 8
April		April 25	April 27	April 27		
May	May 9	May 23	May 25	May 25	May 10	May 3
June	June 13	June 27	June 22	June 22		June 7
July	July 11					July 5
August		August 22	August 24	August 24	August 9	
September	September 12					September 6
October		October 24	October 26	October 26		
November	November 14	November 28	November 30*	November 30*	November 15**	November 8
December	December 12					December 6

No meeting

* Holiday Adjustment

** Adjustment Due to Conflict

*** TSMO – Transportation Systems Management & Operations

TDLCB – Transportation Disadvantaged Local Coordinating Board



metroplan orlando
A REGIONAL TRANSPORTATION PARTNERSHIP

You're Invited...

Holiday Reception

Thursday, December 14, 2017

2:00 p.m. — 4:00 p.m.

MetroPlan Orlando

250 S. Orange Avenue, Suite 200

Please join us for light hors d'oeuvres and holiday treats!

*RSVP to Cathy Goldfarb
407-481-5672 x 315 or cgoldfarb@metroplanorlando.org
by Monday, December 11th.*

Annual Toy Drive

Benefitting Help Now of Osceola, Inc.

We invite you to participate by bringing an unwrapped toy for a boy or girl or a gift card for older children to the reception or drop off at our office anytime before December 14th.





metroplan orlando

A REGIONAL TRANSPORTATION PARTNERSHIP

**Transportation Projects for Which Federal Funds
Were Obligated During FY 2016/17**

November 2017

(This page intentionally left blank)

Transportation Projects for which Federal Funds Were Obligated During FY 2016/17

This document contains a list of transportation projects in the MetroPlan Orlando region (Orange, Osceola and Seminole Counties) for which federal funds were obligated during FY 2016/17. This was prepared in order to meet a federal requirement for MPO's under Title 23, Chapter 1, Subchapter E, Part 450.334 of the Code of Federal Regulations, which states:

(a) In metropolitan planning areas, on an annual basis, no later than 90 calendar days following the end of the program year, the State, public transportation operator(s), and the MPO shall cooperatively develop a listing of projects (including investments in pedestrian walkways and bicycle transportation facilities) for which funds under 23 U.S.C. or 49 U.S.C. Chapter 53 were obligated in the preceding program year.

(b) The listing shall be prepared in accordance with §450.314(a) and shall include all federally funded projects authorized or revised to increase obligations in the preceding program year, and shall at a minimum include the TIP information under §450.326(g)(1) and (4) and identify, for each project, the amount of Federal funds requested in the TIP, the Federal funding that was obligated during the preceding year, and the Federal funding remaining and available for subsequent years.

(c) The listing shall be published or otherwise made available in accordance with the MPO's public participation criteria for the TIP.

This pertains to the fact that the federal fiscal year runs from October through September while the fiscal year of most MPOs runs from July through June. As a result, those projects for which funds were obligated during July through September 2016 would be shown as programmed during FY 2016/17 according to the federal fiscal year, but would be shown as programmed during FY 2017/18 according to the MPO fiscal year. Therefore, this legislation ensures that the projects in each MPO's TIP for which federal funds were obligated during the preceding fiscal year are published in a list that matches the federal fiscal year time period.

The highway projects are shown on pages 4-6, Transportation Systems Management and Operations projects are shown on page 7, bicycle and pedestrian projects are shown on pages 8 and 9 and planning projects are shown on page 10. These categories of projects are all listed by county. In addition, the transit and aviation projects are shown on pages 11 and 12 respectively. The amounts of federal funding for these projects and the funding sources (codes) are shown in separate columns on the spreadsheets. (Many of these projects also utilized funds from state and local sources, which are not shown in this document.) The explanations for the funding codes and project phases contained in this document are shown on pages 2-3.

Federal Funding Sources (Codes)

CM	Congestion Mitigation
DU	State Primary/Federal Reimbursement funds
EB	Equity Bonus funds
FAA	Federal Aviation Administration funds
FTA	Federal Transit Administration funds
HPP	Federal SAFETEA-LU High Priority Project funds
HRRR	High Risk Rural Road funds
HSP	Highway Safety Program funds
IM	Interstate Maintenance funds
NH	National Highway System funds for principal arterials
NHPP	National Highway Performance Program funds
NHRE	Resurfacing Set-Aside from NHPP funds
PL	Federal planning funds
RED	Redistribution of Federal Allocation
RHH, RHP	Federal Rail-Highway Crossings funds
SA	Surface Transportation Program funds with no population restrictions
SE	Surface Transportation Program Enhancement funds
SP	Federal Railroad Protective Device funds

SR	Railroad Hazard Elimination funds
SR2S	Safe Routes to School Infrastructure funds
SS	Safety improvements eligible under the Section 130 Railway-Highway Crossings Program and the Section 152 Hazard Elimination Program
SU	Surface Transportation Program funds for urban areas of over 200,000 population
TALT/TALU	Federal Transportation Alternative Funds

Project Phases

CST	Construction – highway project phase
ENV	Environmental Mitigation – FDOT highway project phase pertaining to filing permits with the St. Johns Water Management District and the Florida Department of Environmental Protection regarding the acquisition of environmentally sensitive land for highway improvements.
MISC	Miscellaneous
MNT	Maintenance
PD&E	Project Development and Environmental Study – the project phase scheduled prior to preliminary engineering for highway projects
PE	Preliminary Engineering (design) – highway project phase
PLN	Planning
ROW	Right-of-Way Acquisition
RRU	Railroad Utility Construction

MetroPlan Orlando
Highway Projects for which
Federal Funds were Obligated During FY 2016/17
Orange County

FDOT Financial Management Number	Project Name or Designation	Project Description			Federal Funding Amount	Federal Funding Sources	Project Phases
		From	To	Work Description			
2394221	SR 434/Forest City Rd.	SR 424/Edgewater Dr.	Orange/Seminole Co. Line	Widen to 6 Lanes	\$54,029	SA	ROW
2394963	SR 423/John Young Pkwy.	SR 50	Shader Rd.	Widen to 6 Lanes	\$10,940,064	SU	CST
2424847	I-4	W of SR 528/Beachline Expy.	W of SR 435/Kirkman Rd.	Add 4 Managed Lanes	\$4,837,325 \$1,445,238	NHPP SA	PE PE
2424848	I-4	E of SR 522/Osceola Pkwy.	W of SR 528/Beachline Expy.	Add 4 Managed Lanes	\$8,621,877 \$5,542,454	NHPP RED	PE ROW
4071434	SR 482/Sand Lake Rd.	W of Turkey Lake Rd.	Universal Blvd.	Widen to 6 Lanes	\$5,714	SA	CST
4084161	I-4 Master Plan	Countywide		Advance ROW Acquisition	\$5,086,399	NHPP	ROW
4248981	SR 551/Goldenrod Rd.	SR 552/Curry Ford Rd.	N of SR 408	Resurfacing	\$440,139	CM	CST
4306441	I-4	E of SR 536	W of SR 528/Beachline Expy.	Resurfacing	\$740,458	NHPP	CST
4324531	I-4	SR 528/Beachline Expy.	SR 435/Kirkman Rd.	Resurfacing	\$10,716 \$4,417,729	SA NHPP	PE CST
4344251	SR 436	N of SR 50	S of Old Cheney Hwy.	Safety/Access Management	\$6,804	HSP	PE
4344261	SR 482/Sand Lake Rd.	E of Golden Sky Ln.	E of Lake Gloria Blvd.	Skid Hazard Overlay	\$2,093,443 \$1,215	HSP SA	CST CST
4373411	SR 435/Kirkman Rd.	N of SR 482/Sand Lake Rd.	S of SR 408	Resurfacing	\$450,000	SU	PE
4374581	N. Fort Christmas Rd.	Lake Pickett Rd.	NW of Lake Pickett Rd.	Pave Shoulders	\$5,000 \$167,320	SA HSP	PE PE
4376341	SR 551/Goldenrod Rd.	SR 408	SR 50	Safety Project	\$1,226,459	HSP	PE
4385561	Railroad Crossing	at Mercy Dr. in Orlando		Railroad Signal Safety Project	\$144,524	RHP	RRU
4385571	Railroad Crossing	at Prairie Lake Blvd. in Ocoee		Railroad Signal Safety Project	\$186,800	RHP	RRU
4396791	SR 500/US 441	N of Holden Ave.	37th St,	Pedestrian Safety Improvements	\$388,750	HSP	PE
4398801	Pedestrian Lighting - Bundle A			Lighting at 16 Intersections	\$181,127	HSP	PE
4398803	Pedestrian Lighting - Bundle C			Lighting at 12 Intersections	\$10,000	HSP	PE
4398804	Pedestrian Lighting - Bundle D			Lighting at 85 Intersections	\$80,000	HSP	PE
4398805	Pedestrian Lighting - Bundle E			Lighting at 17 Intersections	\$10,000	HSP	PE
4398806	Pedestrian Lighting - Bundle F			Lighting at 13 Intersections	\$170,000	HSP	PE
4398807	Pedestrian Lighting - Bundle G			Lighting at 24 Intersections	\$10,000	HSP	PE

MetroPlan Orlando
Highway Projects for which
Federal Funds were Obligated During FY 2016/17
Orange County

FDOT Financial Management Number	Project Name or Designation	Project Description			Federal Funding Amount	Federal Funding Sources	Project Phases
		From	To	Work Description			
4405861	Railroad Crossing	at S. Central Ave. in Apopka		Railroad Signal Safety Project	\$53,987	RHP	RRU
4405871	Railroad Crossing	at S. Sheeler Ave. in Apopka		Railroad Signal Safety Project	\$221,419	RHP	RRU
4405981	Railroad Crossing	at S. West Crown Point Rd.		Railroad Signal Safety Project	\$188,049	RHP	RRU
4416761	Railroad Crossing	at Westmoreland Dr. in Orlando		Railroad Signal Safety Project	\$150,000	RHH	RRU

Osceola County

4184033	SR 600/US 17/92	Pleasant Hill Rd.	Portage St.	Widen to 6 Lanes	\$486,330	SA	PE
4314561	I-4	W of CR 532	E of SR 522/Osceola Pkwy.	Add 4 Managed Lanes	\$8,680,053 \$4,105,249	NHPP TALU	PE MISC
4336931	Poinciana Pkwy./ Southport Connector	Florida's Turnpike	Pleasant Hill Rd.	Project Development & Environment Study	\$23,000	SU	PD&E
4336932	Poinciana Pkwy.	CR 54	I-4 at SR 429	Project Development & Environment Study	\$300	SU	PD&E
4363641	US 192	Bradley Dr.	Sapling Ln.	Signing/Pavement Markings	\$748,410	HSP	CST
4398851	Pedestrian Lighting - Bundle A			Lighting at 32 Intersections	\$460,000	HSP	PE
4398852	Pedestrian Lighting - Bundle B			Lighting at 27 Intersections	\$385,000	HSP	PE

MetroPlan Orlando
Highway Projects for which
Federal Funds were Obligated During FY 2016/17
Seminole County

FDOT Financial Management Number	Project Name or Designation	Project Description			Federal Funding Amount	Federal Funding Sources	Project Phases
		From	To	Work Description			
2402002	SR 429/46	Wekiva River Rd.	Orange Blvd.	New Road Construction	\$10,000 \$670,350 \$13,021,923 \$2,467,050 \$14,689,138	EB SA SA CM SA	PE PE ROW CST CST
2402162	SR 46	Mellonville Ave.	SR 415	Widen to 4 Lanes	\$24,263	SA	CST
2425924	I-4	E of SR 434	E of SR 15/600/US 17/92	Add 4 Managed Lanes	\$7,585,351	NHPP	PE
4044181	SR 15/600/US 17/92	at SR 436		Interchange	\$15,000	SA	CST
4318072	S. Pomegranate Ave.	8th St.	SR 46	Road Extension/Bridge	\$179,032	SA	PE
4350531	I-4	at US 17/92		Lighting	\$1,383,235 \$77,983	HSP SA	CST CST
4356611	SR 436	Orange/Seminole Co. Line	W of Avery Ln.	Resurfacing	\$1,572,448 \$10,270	NHRE SA	CST CST

MetroPlan Orlando
Transportation Systems Management & Operations Projects for which
Federal Funds were Obligated During FY 2016/17
Orange County

FDOT Financial Management Number	Project Name or Designation	Project Description			Federal Funding Amount	Federal Funding Sources	Project Phases
		From	To	Work Description			
4336481	SR 527/Orange Ave.	S of Lake Gatlin Rd.	N of Holden Ave.	Improve Traffic Operations	\$143,371 \$10,000 \$21,131	SA SA SU	PE CST CST
4346941	SR 552/Curry Ford Rd.	at SR 436		Add Turn Lane(s)	\$9,000 \$547,924 \$2,000	HSP HSP SA	PE CST CST
4355291	Orange Co. Advanced Traffic Management System Phase 3	Countywide		Traffic Control Devices/System	\$422,527	SU	CST
4375921	SR 500/US 441	S of SR 482/Sand Lake Rd.	N of SR 482/Sand Lake Rd.	Intersection Improvement	\$355,000	HSP	PE

Osceola County

4349161	W. Oak St.	at John Young Pkwy.		Intersection Improvement	\$1,679,133	SU	ROW
4374511	US 192	at Hoagland Blvd.		Add Left Turn Lanes	\$395,000 \$296,175	HSP SA	PE PE

Seminole County

4295851	CR 46A	W of Georgia Ave.	E of Marshall Ave.	Intersection Improvements	\$63,407 \$3,300	CM SA	ROW ROW
4295852	CR 46A	W of Ridgewood Ave.	E of Marshall Ave.	Intersection Improvements	\$2,237,996 \$344,243	HSP SA	CST CST
4326423	SR 434	at Winding Hollow Blvd.		Add Turn Lanes	\$21,074	SU	ROW
4330401	SR 434	Mitchell Hammock Rd.	Alexandria Blvd.	Traffic Signals	\$1,015,704	HSP	CST
4347131	SR 46 Sanford Amtrak Station	W of International Pkwy.	E of Airport Blvd.	Improve Traffic Operations	\$10	NHPP	CST

MetroPlan Orlando
Bicycle & Pedestrian Projects for which
Federal Funds were Obligated During FY 2016/17
Orange County

FDOT Financial Management Number	Project Name or Designation	Project Description			Federal Funding Amount	Federal Funding Sources	Project Phases
		From	To	Work Description			
4280461	Orlando Sidewalks	Citywide		Sidewalk	\$169,399	SU	CST
4280471	Pine Hills Trail Ph. 2	Alhambra Dr.	Clarcona-Ocoee Rd.	Bike Path/Trail	\$10,000 \$1,049,335	SA SU	CST CST
4302256	Shingle Creek Trail	Destination Pkwy.	SR 482/Sand Lake Rd.	Bike Path/Trail	\$715,750	SA	CST
4355211	St. Andrew's Trail	Cady Way Trail	Aloma Ave.	Bike Path/Trail	\$24,782	SU	PE
4315291	Brookshire Elementary School Sidewalks			Sidewalk	\$7,695	TALT	CST
4349151	SR 50 Pedestrian Overpass	Gertrude's Walk	Dinky Line Trail	Pedestrian/Wildlife Overpass	\$10,000 \$1,827,676	SA SU	CST CST

Osceola County

4280431	Kissimmee Trail Overpass	N of US 192	between Donegan Ave. & Columbia Ave.	Pedestrian/Wildlife Overpass	\$169,110 \$220,285	TALT TALU	CST CST
4302251	Shingle Creek Trail	Lake Toho City Trail	Orange/Osceola Co. Line	Bike Path/Trail	\$432,017	SU	PE
4302257	Shingle Creek Trail	S of US 192	Shingle Creek Park	Bike Path/Trail	\$371,794	SU	CST
4302258	Shingle Creek Trail	Arrow Ridge Apartments	Tapestry Subdivision	Bike Path/Trail	\$582,834	SU	CST
4315281	Coral Ave.	W. Jackson St.	Carroll St.	Sidewalk	\$304	TALT	CST
4315283	Ventura Elementary School Sidewalks	on Seal St., Larkspur Ct., & Dahlia Dr.		Sidewalk	\$169	TALT	CST
4330411	Pleasant Hill Elementary School Sidewalks	on S. Hoagland Blvd. from Carrie Ln. to Old Tampa Hwy. & on Pershing St. from S. Hoagland Blvd. to Clay St.		Sidewalk	\$84,327 \$626,655	EB SR2S	PE CST
4374731	East Lake Elementary School Sidewalks	E of Turnberry Blvd.	W of N. Point Blvd.	Sidewalk	\$23,254	SU	PE
4374771	International Dr.	SR 417 Overpass	S of Gaylord Palms Resort	Sidewalk	\$25,900	SU	PE

MetroPlan Orlando
Bicycle & Pedestrian Projects for which
Federal Funds were Obligated During FY 2016/17
Seminole County

FDOT Financial Management Number	Project Name or Designation	Project Description			Federal Funding Amount	Federal Funding Sources	Project Phases
		From	To	Work Description			
4174841	SR 46 Gateway	Rinehart Rd.	Airport Blvd.	Sidewalk	\$58,096	SU	CST
4278991	CR 46A	W of Club Rd.	E of Old Lake Mary Rd.	Sidewalk	\$84,327 \$626,655	SA TALU	CST CST
4374571	Spring Lake Elementary School Sidewalks	on Tulane Dr., Notre Dame Dr. , Clemson Dr., Baylor Ave., Lynchfield Ave. & Trinity Ave.		Sidewalks	\$25,457	SU	CST
4374761	Florida Central Pkwy. Connector	SR 434	Bennett Dr.	Bike Lane/Sidewalk	\$345,056	SU	CST

MetroPlan Orlando
Planning Projects for which
Federal Funds were Obligated During FY 2016/17
Orange County

FDOT Financial Management Number	Project Name or Designation	Project Description			Federal Funding Amount	Federal Funding Sources	Project Phases
		From	To	Work Description			
4390011	Orlando Main Street District Planning Study for Bicycle & Pedestrian Facilities			Transportation Planning	\$151,000	SU	PLN
4393321	MetroPlan Orlando			Transportation Planning	\$1,823,844 \$300,000 \$900,000 \$50,000	PL SA SU TSM	PLN PLN PLN PLN

MetroPlan Orlando
Transit Projects for which
FTA Federal Funds were Obligated During FY 2016/17
LYNX

FDOT Financial Management Number	Project Description	Federal Funding Amount	Federal Funding Sources
414749/4357121/ 4360291	Grants in TRAMs Production as of FY 2016/17	\$28,797,306	FTA5307/5339
4254421	Purchase Transit Coaches - SU Set-Aside from MetroPlan Orlando	\$6,944,047	SU

MetroPlan Orlando
Aviation Projects for which
Federal Funds were Obligated During FY 2016/17
Orlando International Airport

FDOT Financial Management Number	Project Description	Federal Funding Amount	Federal Funding Sources
4401651	Rehab Taxiway J (Construction)	\$15,979,012	FAA

Kissimmee Gateway Airport

4384411	Taxiway "E" Extension - Design	\$216,000	FAA
4315572	Runway 15-33 Lighting, Signage and Pavement Improvements	\$166,048	FAA

Orlando Sanford International Airport

---	<i>There were no federal funds obligated during FY 2016/17</i>	---	---
-----	--	-----	-----