



DATE: Wednesday, September 9, 2020

TIME: 9:00 a.m.

**PUBLIC ACCESS:** To join the meeting from your computer, tablet or smartphone, please use this link:

<https://us02web.zoom.us/j/83197511549?pwd=T3ZhZkxkVVEyYmN5L1ltS0QrSE9lZz09>

Passcode: 554376

To dial in, please see the calendar item for this meeting:

<https://metroplanorlando.org/meetings/metroplan-orlando-board-virtual-meeting-09-09-20/>

*The MetroPlan Orlando offices are closed to the public in response to the COVID-19 pandemic. Members of the public may access this virtual meeting and participate via the Zoom link above, or by dialing in. The agenda packet is available at MetroPlanOrlando.org in the Calendar section. New to Zoom? You can get the app ahead of time and be ready for the meeting. Visit Zoom.com. **For technical support during the meeting, use the Raise Hand function (located in the Participants tab) to be contacted by a meeting moderator.***

MetroPlan Orlando offers tips for virtual meeting participation on our website. Tip sheets include:

- [How to get technically set up for the virtual meeting](#)
- [How meeting roles and public participation happen virtually](#)
- [Steps and options for making a public comment at a virtual meeting](#)

*This information can be accessed at: [MetroPlanOrlando.org/Virtualmeetings](https://MetroPlanOrlando.org/Virtualmeetings)*

---

Commissioner Bob Dallari, Board Chairman, Presiding

---

Thank you for silencing your cell phones during the meeting and keeping microphones muted unless you are recognized to speak.

---

- |      |  |                     |
|------|--|---------------------|
| I.   | CALL TO ORDER AND PLEDGE OF ALLEGIANCE (ON MUTE)         | Chairman Dallari    |
| II.  | CHAIR'S ANNOUNCEMENTS                                    | Chairman Dallari    |
| III. | EXECUTIVE DIRECTOR'S ANNOUNCEMENTS                       | Mr. Gary Huttman    |
| IV.  | ROLL CALL AND CONFIRMATION OF QUORUM                     | Ms. Cathy Goldfarb  |
| V.   | AGENDA REVIEW  | Mr. Gary Huttman    |
| VI.  | COMMITTEE REPORTS  |                     |
|      | Municipal Advisory Committee                             | Mayor Dale McDonald |
|      | Community Advisory Committee                             | Ms. Sarah Elbadri   |
|      | Technical Advisory Committee                             | Mr. Nabil Muhaisen  |
|      | Transportation Systems Management & Operations Committee | Mr. Doug Jamison    |

VII. PUBLIC COMMENTS ON ACTION ITEMS

Comments from the public will be heard pertaining to Action Items on the agenda for this virtual meeting. Public comments submitted in advance of the meeting, by email to [Comment@MetroPlanOrlando.org](mailto:Comment@MetroPlanOrlando.org) or phone to 407-906-2347, will be read into the record by a meeting moderator. People wishing to speak during the virtual meeting should use the Raise Hand feature on the Zoom platform, and a meeting moderator will initiate a chat to establish the request to speak. Each speaker should state name and address for the record and is limited to two minutes. People wishing to speak on other items will be acknowledged in the same way, under Agenda Item XII.

VIII. CONSENT AGENDA (Tab 1)

- A. Approval of Minutes from June 29, 2020 Board meeting
- B. Approval of Financial Report for June & July 2020
- C. Approval of Board Personnel Committee Report on Executive Director's Annual Review
- D. Ratification of FY 2020 Year End Budget Amendment #7
- E. Approval to Extend the State Legislative Consultant Contract with Peebles Smith & Matthews, Inc for one additional year
- F. Approval of FY 2021 Budget Amendment #1 (Roll Forward and New Grant)
- G. Approval of FY 2021 Budget Amendment #2 to Add Additional Federal Urban (SU) Funds
- H. Approval to extend Sole Source Contract with the University of Florida for maintenance of the Web-based Crash Database
- I. Approval of contribution to Bike Walk Central Florida for Best Foot Forward Campaign
- J. Approval of Board Resolution in support of "Blind Americans Equality Day"

- K. Approval of Board Resolution in support of “Put the Brakes on Fatalities Day”
- L. Authorization to Obtain Three (3) Competitive Quotes to Replace the Boardroom Audio/Visual System and Authority for the Executive Director and Staff to Make the Selection

IX. OTHER ACTION ITEMS

- A. Approval of the Roll Forward Amendments to the 2020/21 - 2024/25 TIP (Tab 2)  
Mr. Keith Caskey, MetroPlan Orlando Staff (Roll Call Vote)
- B. Approval of the SunRail Roll Forward Amendments to the (Tab 3)  
2020/21-2024-25 TIP  
Mr. Keith Caskey, MetroPlan Orlando Staff (Roll Call Vote)
- C. Approval of the FY 2025/26 - 2039/40 Amended PPL (Tab 4)  
Mr. Nick Lepp, MetroPlan Orlando Staff
- D. Approval of Resolution 20-15 to conduct Virtual Committee (Tab 5)  
Workshops through December 2020  
Ms. Virginia Whittington, MetroPlan Orlando

X. INFORMATION ITEMS FOR ACKNOWLEDGEMENT (Action Item) (Tab 6)

- A. Executive Director’s Report
- B. FDOT Monthly Construction Status Report
- C. FDOT Mobility Week 2020 Announcement
- D. Letter of Support for SunRail FRA Grant-State of Good Repair
- E. Letter of Support for UCF Resiliency Research Grant
- F. NARC, NADO, & AMPO joint letter pertaining to the U.S Census
- G. FDOT Work Program On Line Public Hearing - Date TBD
- H. MPOAC Legislative Year End Summary 2020
- I. Air Quality Report
- J. Revenue Estimating Conference – Transportation Revenues Executive Summary
- K. Featured Articles and Research

NACTO urges shift from 'outdated' speed-limit planning

<https://www.smartcitiesdive.com/news/nacto-urges-shift-from-outdated-speed-limit-planning/582204/>

Institute of Transportation Engineers, August 2020

Turbo Roundabouts: Design, Performance, and U.S. Opportunities

[https://staging.nextbook.com/ygsreprints/ITE/ITE\\_Aug2020/stage.php#/p/26](https://staging.nextbook.com/ygsreprints/ITE/ITE_Aug2020/stage.php#/p/26)

**XI. OTHER BUSINESS/PRESENTATIONS**

- A. 2045 MTP- Status Update on Preliminary Needs**  
Mr. Alex Trauger, MetroPlan Orlando Staff
- B. 2045 MTP- Status Update on Public Outreach Activities**  
Ms. Cynthia Lambert, MetroPlan Orlando Staff

**XII. PUBLIC COMMENTS (GENERAL)**

**XIII. NEXT MEETING: Wednesday, November 18, 2020**

**XIV. ADJOURNMENT**

*Public participation is conducted without regard to race, color, national origin, sex, age, disability, religion, or family status. Persons wishing to express concerns, who require special assistance under the Americans with Disabilities Act, or who require language services (free of charge) should contact MetroPlan Orlando by phone at (407) 481-5672 or by email at [info@metroplanorlando.org](mailto:info@metroplanorlando.org) at least three business days prior to the event.*

*La participación pública se lleva a cabo sin distinción de raza, color, origen nacional, sexo, edad, discapacidad, religión o estado familiar. Las personas que deseen expresar inquietudes, que requieran asistencia especial bajo la Ley de Americanos con Discapacidad (ADA) o que requieran servicios de traducción (sin cargo) deben ponerse en contacto con MetroPlan Orlando por teléfono (407) 481-5672 (marcar 0) o por correo electrónico [info@metroplanorlando.org](mailto:info@metroplanorlando.org) por lo menos tres días antes del evento.*

*As required by Section 286.0105, Florida Statutes, MetroPlan Orlando hereby notifies all interested parties that if a person decides to appeal any decision made by MetroPlan Orlando with respect to any matter considered at such meeting or hearing, he or she may need to ensure that a verbatim record is made o include the testimony and evidence upon which the appeal is to be based.*

**TAB 1**





## **MetroPlan Orlando Board**

### **MEETING MINUTES**

**DATE:** Monday, June 29, 2020  
**TIME:** 9:00 a.m.  
**LOCATION:** MetroPlan Orlando - Virtual  
Park Building  
250 S. Orange Ave, Suite 200  
Orlando, FL 32801

---

**Commissioner Bob Dallari, Board Chairman, Presided**

---

#### **Members**

Hon. Jose Alvarez, City of Kissimmee  
Hon. Brandon Arrington, Central Florida Expressway Authority  
Hon. Pat Bates, City of Altamonte Springs  
Hon. Emily Bonilla, Orange County  
Hon. Bob Dallari, Seminole County  
Hon. Jerry L. Demings, Orange County  
Mr. M. Carson Good, GOAA  
Hon. Cheryl L. Grieb, Osceola County  
Hon. Viviana Janer, LYNX/Central Florida Commuter Rail Commission  
Hon. Dale McDonald, Municipal Advisory Committee  
Hon. Bryan Nelson, City of Apopka  
Hon. Tony Ortiz, City of Orlando  
Hon. Maribel Gomez Cordero for Hon. Victoria Siplin, Orange County  
Hon. Art Woodruff, City of Sanford  
Hon. Mayra Uribe, Orange County  
Hon. Lee Constantine for Hon. Jay Zembower, Seminole County

**Advisors in Attendance:**

Ms. Loreen Bobo for FDOT Secretary Jared Perdue, District 5  
Mr. Doug Jamison, Transportation Systems Management & Operations Committee  
Mr. Nabil Muhaisen, Technical Advisory Committee  
Ms. Sarah Elbadri, Community Advisory Committee  
Mr. Thomas Kapp, Kissimmee Gateway Airport

**Members/Advisors not in Attendance:**

Hon. Buddy Dyer, City of Orlando  
Hon. Christine Moore, Orange County  
Mr. Stephen Smith, Sanford Airport Authority  
Hon. Betsy VanderLey, Orange County

**Staff in Attendance:**

Mr. Steve Bechtel, Mateer & Harbert  
Mr. Jay Small, Mateer & Harbert  
Mr. Gary Huttman  
Mr. Jason Loschiavo  
Mr. Keith Caskey  
Mr. Nick Lepp  
Mr. Eric Hill  
Mr. Joe Davenport  
Ms. Lisa Smith  
Ms. Cathy Goldfarb  
Ms. Mary Ann Horne  
Ms. Sally Morris  
Mr. Alex Trauger  
Ms. Virginia Whittington  
Mr. Mighk Wilson  
Ms. Leilani Vaiaoga  
Ms. Lara Bouck

**I. CALL TO ORDER AND PLEDGE OF ALLEGIANCE**

Commissioner Bob Dallari called the meeting to order at 9:03 a.m. and welcomed everyone. Commissioner Viviana Janer led the Pledge of Allegiance.

**II. CHAIRMAN'S ANNOUNCEMENTS**

Commissioner Dallari reviewed the virtual meeting procedures and board members viewed a brief video on the procedures of the virtual meeting. Commissioner Dallari thanked board members for adjusting their schedules to accommodate today's meeting. Commissioner Dallari called attention to the recent passing of Commissioner VanderLey's brother and Mayor Cole's daughter. He announced that MetroPlan Orlando, in partnership with UCF and FDOT,

received a FHWA Crash Prediction for Expedited Detection Grant valued at nearly \$295,000. Commissioner Dallari reported the Central Florida MPO Alliance will host a transportation summit with the Tampa area Chairs Coordinating Committee July 10<sup>th</sup>.

### **III. EXECUTIVE DIRECTOR'S ANNOUNCEMENTS**

Mr. Gary Huttman thanked board members for making the virtual meetings a success and reviewed zoom procedures. He recognized alternates in attendance Commissioner Maribel Gomez Cordero for Commissioner Victoria Siplin, Commissioner Lee Constantine for Commissioner Jay Zembower and Ms. Loreen Bobo for Secretary Jared Perdue. Mr. Huttman reported that the TIP public hearing was held June 22<sup>nd</sup> with a record turnout for the virtual meeting. He called attention to FDOT's Mobility Week scheduled for October 30<sup>th</sup> to November 6<sup>th</sup>. Mr. Huttman noted that a draft reauthorization bill, "Investing in a New Vision for the Environment and Surface Transportation in America Act" or the "INVEST in America Act" also referred to as HR2 was drafted by the House T & I committee and approved June 18<sup>th</sup>. In addition, Democratic leadership plans to introduce a \$1.5 trillion infrastructure package and HR2 is expected to become part of that package. Mr. Huttman spoke briefly about the Crash Prediction for Expedited Detection grant and MetroPlan Orlando's role. He also provided information on FDOT's \$10 million grant from FHWA for Florida's Regional Advanced Mobility Elements, or FRAME, project on I-4.

### **IV. CONFIRMATION OF QUORUM**

Ms. Cathy Goldfarb conducted the roll call and confirmed a quorum of 16 voting members present.

### **V. AGENDA REVIEW**

Mr. Huttman called attention to the Consensus Planning document under the Consent Agenda. He noted agenda item X.C., MetroPlan Orlando's Continuity of Operations Plan has been updated and now includes a Pandemic Influenza Supplement. In addition, he called attention to a letter sent to Governor DeSantis encouraging an extension of the June 30<sup>th</sup> deadline for virtual meetings. Mr. Huttman reported there were no changes to the agenda, and they were ready to move forward.

### **VI. COMMITTEE REPORTS**

Mayor Dale McDonald reported that MAC met on June 25<sup>th</sup> and approved the minutes from the June 4<sup>th</sup> MAC meeting and recommended approval of the FY 2020/21 - 2024/25 TIP, the FY 2025/26 - 2039/40 PPL and the strategies contained in MetroPlan Orlando's Connected and Autonomous Vehicle (CAV) Readiness Study.

Ms. Sarah Elbadri reported that Community Advisory Committee members met on June 24<sup>th</sup> with Vice Chairman Jeffrey Campbell chairing the meeting. CAC members recommended approval of the draft TIP and PPL along with the CAV Readiness Study strategies. She added committee members received presentations on the 2045 MTP Congestion Management Process and update on 2045 MTP planning tasks along with bike lane research data. Ms. Elbadri noted that CAC members also discussed the impact of COVID-19 on transportation.



Mr. Nabil Muhaisen reported TAC met on June 26<sup>th</sup> and recommended approval of the new TIP, the new PPL and the Connected and Autonomous Vehicle Readiness Study. TAC members heard presentations on: the 2045 MTP Congestion Management Process and overall MTP status and bike lane research

Mr. Doug Jamison reported that the TSMO Committee met on June 26<sup>th</sup> and approved the May 29, 2020, TSMO Meeting Minutes, the FY 2020/21 - 2024/25 TIP, and the FY 2025/26 - 2039/40 Prioritized Project List (PPL). In addition, TSMO members approved the MetroPlan Orlando Connected and Autonomous Vehicle (CAV) Readiness Study and recommendations to build policies and procedures that will help guide agencies within the planning area through the introduction and adoption of CAV technologies. He noted that committee members had a presentation by Dr. Mohamed Abdel-Aty, UCF, on technology for predicting and responding to crashes in Central Florida. The technology is a component of the Safety Grant Award that MetroPlan Orlando recently received from Federal Highway Administration (FHWA). The grant will support a safety strategy, as Central Florida works toward a goal of Zero Fatalities on Central Florida roads. The grant is in partnership with the University of Central Florida (UCF) and the Florida Department of Transportation.

## **VII. PUBLIC COMMENTS ON ACTION ITEMS**

Mr. Glen Cook commented that he has worked with UCF on a study involving Autonomous Vehicles. He has collected 4,000 data points on Level 2 and 3 Autonomous Vehicles and electric vehicles. He offered to share this data.

Ms. Joanne Counelis commented that she wants 24-hour 7 day a week bus and train service including weekends and holidays. She added that she would like bus stops at Country Club Rd and Oviedo Blvd. She would like to see SunRail extended to DeLand and to Brightline/Virgin Trains.

## **VIII. CONSENT AGENDA**

**A. Approval of Minutes from June 10, 2020 Board meeting**

**B. Approval of Financial Report for May 2020**

**C. Approval to Award Traffic Signal Retiming Contracts**

**D. FDOT/MPO Consensus Planning Document**

**MOTION:** Commissioner Mayra Uribe moved approval of Consent Agenda, Action Items A-D. Mayor Jose Alvarez seconded the motion, which passed unanimously

## IX. OTHER ACTION ITEMS

### A. FY 2020/21 - 2024/25 TIP

Action was requested by Mr. Keith Caskey, MetroPlan Orlando staff, to recommend approval of the FY 2020/21 - 2024/25 TIP. This document includes the transportation projects in the MetroPlan Orlando region that are programmed for funding over the next five years. The draft TIP can be reviewed at <https://metroplanorlando.org/wp-content/uploads/TIP-2125-Draft-3.pdf>. A fact sheet on the TIP and the draft TIP approval resolution for the June 29<sup>th</sup> Board meeting were provided. Mr. Caskey reported that the TIP virtual public meeting on June 22<sup>nd</sup> had 70 attendees, which was a large increase in participation. A summary of the comments from the June 22<sup>nd</sup> TIP public meeting was provided separately. (Roll Call Vote conducted)

**MOTION:** Commissioner Viviana Janer moved approval of the FY 2020/21 - 2024/25 TIP. Mayor Jose Alvarez seconded the motion, which passed unanimously

### B. FY 2025/26 - 2039/40 PPL

Action was requested by Mr. Nick Lepp, MetroPlan Orlando staff, to recommend approval of the FY 2025/26 - 2039/40 Prioritized Project List (PPL). This document includes a list of highway, Transportation Systems Management and Operations, bicycle and pedestrian, and transit projects that have been ranked in order of priority. FDOT will use the PPL in developing their FY 2021/22 - 2025/26 Five Year Work Program. A fact sheet was provided and the draft PPL document can be reviewed at [https://metroplanorlando.org/wp-content/uploads/DRAFT\\_Ranked\\_PriorityProjectList\\_26\\_2040.pdf](https://metroplanorlando.org/wp-content/uploads/DRAFT_Ranked_PriorityProjectList_26_2040.pdf).

Mr. Lepp noted that he provided the draft PPL at the last meeting. He called attention to the fact that the PPL is the bridge document between the Long Range Transportation Plan and the Transportation Improvement Plan. Mr. Lepp provided information on the project category allocation percentages, National Highway System, and State Road projects along with Transit Capital projects. He called attention to the SR 50 project which was kept on the list since the 6-laning project had been funded for construction. In addition, he reported that a SunRail parking feasibility study is planned due to high demand at certain stations, such as the Meadow Woods station. Mayor McDonald commented that he would like to see the Maitland Boulevard/Maitland Avenue project move up in ranking on the list.

**MOTION:** Mr. M. Carson Good moved approval of the FY 2025/26 - 2039/40 Prioritized Project List Commissioner Mayra Uribe seconded the motion, which passed unanimously

### C. Connected Autonomous Vehicles (CAV) Final Report

Action was requested by Mr. Eric Hill, MetroPlan Orlando staff, to recommend approval of the strategies contained in MetroPlan Orlando's Connected and Autonomous Vehicle (CAV) Readiness Study. A presentation on the results of the study was given prior to action being taken. Mr. Hill noted that the study was in the final stretch and the purpose was to

determine how to prepare for future technology. He provided information on the purpose and tasks, the definitions of connected and autonomous vehicles, research being conducted, and potential opportunities. He added that three workshops were held as part of the study to gather input, one in each county. Mr. Hill reported on concerns, challenges, opportunities, and recommendations. Additionally, he reported on data collection and management, pilot projects, staffing and training and what is planned to happen next.

**MOTION:** Mayor Jose Alvarez moved approval of the strategies contained in MetroPlan Orlando's Connected and Autonomous Vehicle (CAV) Readiness Study. Commissioner Viviana Janer seconded the motion, which passed unanimously

**X. INFORMATION ITEMS FOR ACKNOWLEDGEMENT**

- A. Executive Director's Report**
- B. FDOT Monthly Construction Status Report**
- C. Continuity of Operations Plan (COOP) Update with new Pandemic Influenza Supplement**
- D. FDOT Mobility Week 2020 Announcement**
- E. PD&E Tracking Report**
- F. Letter to Governor DeSantis re: Virtual Public Meetings**
- G. Featured Articles and Research**

**Will COVID-19 End the Downtown Comeback? Don't Bet on It.**

[https://www.governing.com/assessments/Will-COVID-19-End-the-Downtown-Comeback-Dont-Bet-on-It.html?utm\\_term=READ%20MORE&utm\\_campaign=Will%20COVID-19%20End%20the%20Downtown%20Comeback%20Don%27t%20Bet%20on%20It.&utm\\_content=email&utm\\_source=Act-On+Software&utm\\_medium=email](https://www.governing.com/assessments/Will-COVID-19-End-the-Downtown-Comeback-Dont-Bet-on-It.html?utm_term=READ%20MORE&utm_campaign=Will%20COVID-19%20End%20the%20Downtown%20Comeback%20Don%27t%20Bet%20on%20It.&utm_content=email&utm_source=Act-On+Software&utm_medium=email)

**Pandemic Shifts Focus for Autonomous Vehicle Companies**

[https://www.governing.com/next/Pandemic-Shifts-Focus-for-Autonomous-Vehicle-Companies.html?utm\\_term=Pandemic%20Shifts%20Focus%20for%20Autonomous%20Vehicle%20Companies&utm\\_campaign=Will%20COVID-19%20End%20the%20Downtown%20Comeback%20Don%27t%20Bet%20on%20It.&utm\\_content=email&utm\\_source=Act-On+Software&utm\\_medium=email](https://www.governing.com/next/Pandemic-Shifts-Focus-for-Autonomous-Vehicle-Companies.html?utm_term=Pandemic%20Shifts%20Focus%20for%20Autonomous%20Vehicle%20Companies&utm_campaign=Will%20COVID-19%20End%20the%20Downtown%20Comeback%20Don%27t%20Bet%20on%20It.&utm_content=email&utm_source=Act-On+Software&utm_medium=email)

**Poor and Black 'Invisible Cyclists' Need to Be Part of Post-Pandemic Transportation Planning**

<https://www.route50.com/infrastructure/2020/05/invisible-cyclists-need-be-part-post-pandemic-transport-planning/165739/>

**MOTION:** Commissioner Mayra Uribe moved approval of the information items for acknowledgement. Mayor Jose Alvarez seconded the motion, which passed unanimously.

## **XI. OTHER BUSINESS/PRESENTATIONS**

### **A. 2045 MTP- Status Update on Congestion Management Process**

Ms. Lara Bouck, MetroPlan Orlando staff, gave a status update on the 2045 Metropolitan Transportation Plan (MTP) Congestion Management Process. Ms. Bouck provided the definition of the congestion management process and the cost of congestion to the roadway users. She noted that Orlando ranks as the 28<sup>th</sup> most congested area in the U.S. Ms. Bouck told MAC members that the process follows Federal Highway Administration's 8 step action process and involves the use of performance measures to assess progress. She added that the CMP process coordinates goals with the 2045 MTP to ensure continuity and she reviewed the CMP goals related to the MTP. Ms. Bouck also outlined the next steps in the process

### **B. 2045 MTP- Status Update on Technical Activities**

Mr. Alex Trauger, MetroPlan Orlando staff, provided a status update on the 2045 MTP's ongoing and upcoming planning tasks. Mr. Trauger reviewed the 2045 MTP key tasks and activities, planning process, data development and goals and objectives. He provided information on the scenario planning and the multimodal needs assessment. In addition, he covered funding forecasts for cost feasibility and next steps in the process

### **C. Bike Lane Research**

Mr. Mighk Wilson, MetroPlan Orlando staff, gave a presentation on the results of research conducted on bike lane safety. This was a follow-up to the presentation previously given on bicycle crash typology. Mr. Wilson presented information on the protection factor of bikeways and sidewalks, factors in motorist-caused crashes, and the question of whether safety-in-numbers is related to improved motorist behavior. He reviewed the bike lanes and control streets, plus the data used in the risk assessment. Mr. Wilson detailed how most bikeway studies work and how exposure and risk are estimated. He covered different crash scenarios and the data related to the scenarios. In addition, he reviewed the key findings from the risk assessment.

## **XII. PUBLIC COMMENTS (GENERAL)**

Ms. Joanne Counelis commented that she would like premium transportation for all of Florida 24-hours 7 days a week

## **XIII. NEXT MEETING: Wednesday, September 9, 2020**

#### XIV. ADJOURN BOARD MEETING

There being no further business, the meeting adjourned at 10:32 a.m. The meeting was transcribed by Ms. Cathy Goldfarb.

Approved this 9th day of September 2020

---

Commissioner Bob Dallari, Chairman

---

Ms. Cathy Goldfarb,  
Senior Board Services Coordinator/ Recording Secretary

*As required by Section 286.0105, Florida Statutes, MetroPlan Orlando hereby notifies all interested parties that if a person decides to appeal any decision made by MetroPlan Orlando with respect to any matter considered at such meeting or hearing, he or she may need to ensure that a verbatim record is made to include the testimony and evidence upon which the appeal is to be based.*

**METROPLAN ORLANDO  
AGENCYWIDE  
BALANCE SHEET  
For Period Ending 06/30/20**

**ASSETS**

Operating Cash in Bank	\$	2,082,769.54
Petty Cash	\$	125.00
SBA Investment Account	\$	1,119,382.69
FL CLASS Investment Account	\$	1,174,433.55
Rent Deposit	\$	20,000.00
Prepaid Expenses	\$	38,341.73
Accounts Receivable - Grants	\$	775,765.20
Fixed Assets-Equipment	\$	603,475.02
Accumulated Depreciation	\$	(437,848.71)

<b>TOTAL ASSETS:</b>	<b>\$</b>	<b>5,376,444.02</b>
----------------------	-----------	---------------------

**LIABILITIES**

Vouchers Payable	\$	384,463.67
Accounts Payable	\$	472.00
Accrued Salaries	\$	42,135.42
Accrued Personal Leave	\$	323,111.63
Accrued Pension - 401 ICMA	\$	4,158.88
Accrued PICS Y/E - EE/Employer	\$	3,181.55
Expense Reimb. Control	\$	532.66

<b>TOTAL LIABILITIES:</b>	<b>\$</b>	<b>758,055.81</b>
---------------------------	-----------	-------------------

**EQUITY**

FUND BALANCE:		
Nonspendable:		
Prepaid Items	\$	38,341.73
Deposits	\$	20,000.00
Unassigned:	\$	4,560,046.48

<b>TOTAL EQUITY:</b>	<b>\$</b>	<b>4,618,388.21</b>
----------------------	-----------	---------------------

<b>TOTAL LIABILITIES &amp; EQUITY:</b>	<b>\$</b>	<b>5,376,444.02</b>
--	-----------	---------------------

Net difference to be reconciled:	\$	-
----------------------------------	----	---

**Note: Preliminary June Closing - Not Audited**

**METROPLAN ORLANDO**  
**AGENCYWIDE REVENUES & EXPENDITURES**  
For Period Ending 06/30/20

REVENUES	Current	Y-T-D	Budget	Variance Un/(Ovr)	% OF BUDGET
Federal Revenue	\$ 611,731.26	4,099,137.94	\$ 5,032,824.00	933,686.06	81.45%
State Revenue	\$ 72,588.29	189,982.65	\$ 285,945.00	95,962.35	66.44%
Local Revenue	\$ 253.00	1,207,829.00	\$ 1,207,829.00	-	100.00%
Interest Income	\$ 1,012.39	52,477.98	\$ 90,000.00	37,522.02	58.31%
Other	\$ 0.01	13,627.87	\$ 12,500.00	(1,127.87)	109.02%
Contributions	\$ 0.00	25,000.00	\$ 25,000.00	-	100.00%
Cash Carryforward	\$ 0.00	0.00	\$ 304,082.00	304,082.00	0.00%
Local Match - Transfers In	\$ 24,513.86	87,696.64	\$ 183,659.00	95,962.36	47.75%
<b>TOTAL REVENUES:</b>	<b>\$ 710,098.81</b>	<b>\$ 5,675,752.08</b>	<b>\$ 7,141,839.00</b>	<b>\$ 1,466,086.92</b>	<b>79.47%</b>
<b>EXPENDITURES</b>					
Salaries	\$ 171,005.74	1,594,986.98	\$ 1,749,771.00	154,784.02	91.15%
Fringe Benefits	\$ 55,251.97	515,340.33	\$ 569,936.00	54,595.67	90.42%
Local Match - Transfers Out	\$ 24,513.86	87,696.64	\$ 183,659.00	95,962.36	47.75%
Audit Fees	\$ 0.00	26,000.00	\$ 40,000.00	14,000.00	65.00%
Computer Operations	\$ 5,628.62	72,062.53	\$ 72,067.00	4.47	99.99%
Dues & Memberships	\$ 208.03	10,756.39	\$ 19,978.00	9,221.61	53.84%
Equipment & Furniture	\$ 844.00	13,905.81	\$ 14,200.00	294.19	97.93%
Graphic Printing/Binding	\$ 3,944.00	23,637.26	\$ 31,806.00	8,168.74	74.32%
Insurance	\$ 1,604.04	27,287.91	\$ 33,014.00	5,726.09	82.66%
Legal Fees	\$ 11,156.50	29,826.50	\$ 42,000.00	12,173.50	71.02%
Office Supplies	\$ 2,092.57	26,240.16	\$ 38,023.00	11,782.84	69.01%
Postage	\$ 625.15	3,428.98	\$ 4,456.00	1,027.02	76.95%
Books, Subscrips/Pubs	\$ 205.14	7,022.03	\$ 8,055.00	1,032.97	87.18%
Exec. Dir 457 Def. Comp.	\$ 1,153.84	14,038.42	\$ 18,000.00	3,961.58	77.99%
Rent	\$ 22,971.86	278,892.70	\$ 292,468.00	13,575.30	95.36%
Equipment Rent/Maint.	\$ 0.00	19,215.53	\$ 27,396.00	8,180.47	70.14%
Seminar & Conf. Regist.	\$ 259.93	8,595.48	\$ 14,282.00	5,686.52	60.18%
Telephone	\$ 787.76	5,593.80	\$ 9,730.00	4,136.20	57.49%
Travel	\$ 4,308.91	31,505.41	\$ 35,600.00	4,094.59	88.50%
Small Tools/Office Mach.	\$ 3,116.02	4,249.50	\$ 4,250.00	0.50	99.99%
HSA/FSA Annual Contrib.	\$ 0.00	11,750.00	\$ 12,500.00	750.00	94.00%
Computer Software	\$ 0.00	390.99	\$ 7,500.00	7,109.01	5.21%
Contingency	\$ 0.00	0.00	\$ 6,235.00	6,235.00	0.00%
Contractual/Temp Svcs.	\$ 232.00	3,217.00	\$ 3,530.00	313.00	91.13%
Pass-Thru Expenses	\$ 216,890.57	327,148.93	\$ 1,219,769.00	892,620.07	26.82%
Consultants	\$ 396,161.69	2,396,121.92	\$ 2,542,261.00	146,139.08	94.25%
Repair & Maintenance	\$ 107.46	1,064.64	\$ 1,200.00	135.36	88.72%
Advertising/Public Notice	\$ 2,784.23	10,086.80	\$ 12,323.00	2,236.20	81.85%
Other Misc. Expense	\$ (128.66)	8,711.13	\$ 14,690.00	5,978.87	59.30%
Contributions	\$ 0.00	100,000.00	\$ 100,950.00	950.00	99.06%
Educational Reimb.	\$ 0.00	0.00	\$ 1,690.00	1,690.00	0.00%
Comm. Rels. Sponsors	\$ 0.00	6,000.00	\$ 10,500.00	4,500.00	57.14%
Indirect Expense Carryfwd.	\$ 0.00	0.00	\$ 0.00	-	0.00%
			0.00		
<b>TOTAL EXPENDITURES:</b>	<b>\$ 925,725.23</b>	<b>\$ 5,664,773.77</b>	<b>\$ 7,141,839.00</b>	<b>\$ 1,477,065.23</b>	<b>79.32%</b>
<b>AGENCY BALANCE:</b>	<b>\$ (215,626.42)</b>	<b>\$ 10,978.31</b>			

**Note: Preliminary June Closing - Not Audited**

**METROPLAN ORLANDO  
AGENCYWIDE  
BALANCE SHEET  
For Period Ending 07/31/20**

**ASSETS**

Operating Cash in Bank	\$	1,597,436.85
Petty Cash	\$	125.00
SBA Investment Account	\$	1,119,795.02
FL CLASS Investment Account	\$	1,174,859.35
Rent Deposit	\$	20,000.00
Prepaid Expenses	\$	27,771.99
Accounts Receivable - Grants	\$	711,063.84
Fixed Assets-Equipment	\$	603,475.02
Accumulated Depreciation	\$	(437,848.71)

<b>TOTAL ASSETS:</b>	<b>\$</b>	<b>4,816,678.36</b>
----------------------	-----------	---------------------

**LIABILITIES**

Accounts Payable	\$	472.00
Accrued Personal Leave	\$	326,845.19

<b>TOTAL LIABILITIES:</b>	<b>\$</b>	<b>327,317.19</b>
---------------------------	-----------	-------------------

**EQUITY**

FUND BALANCE:

Nonspendable:

Prepaid Items	\$	27,771.99
Deposits	\$	20,000.00

Unassigned:	\$	4,441,589.18
-------------	----	--------------

<b>TOTAL EQUITY:</b>	<b>\$</b>	<b>4,489,361.17</b>
----------------------	-----------	---------------------

<b>TOTAL LIABILITIES &amp; EQUITY:</b>	<b>\$</b>	<b>4,816,678.36</b>
--	-----------	---------------------

Net difference to be reconciled:	\$	-
----------------------------------	----	---



**METROPLAN ORLANDO**  
**AGENCYWIDE REVENUES & EXPENDITURES**  
For Period Ending 07/31/20

REVENUES	Current	Y-T-D	Budget	Variance Un/(Ovr)	% OF BUDGET
Federal Revenue	\$ 26,744.29	26,744.29	\$ 6,296,744.00	6,269,999.71	0.42%
State Revenue	\$ 0.00	0.00	\$ 313,324.00	313,324.00	0.00%
Local Revenue	\$ 0.00	0.00	\$ 1,239,185.00	1,239,185.00	0.00%
Interest Income	\$ 838.13	838.13	\$ 60,000.00	59,161.87	1.40%
Other	\$ 2,235.00	2,235.00	\$ 12,500.00	10,265.00	17.88%
Contributions	\$ 0.00	0.00	\$ 25,000.00	25,000.00	0.00%
Cash Carryforward	\$ 0.00	0.00	\$ 358,129.00	358,129.00	0.00%
Local Match - Transfers In	\$ 0.00	0.00	\$ 211,038.00	211,038.00	0.00%
<b>TOTAL REVENUES:</b>	<b>\$ 29,817.42</b>	<b>\$ 29,817.42</b>	<b>\$ 8,515,920.00</b>	<b>\$ 8,486,102.58</b>	<b>0.35%</b>
<b>EXPENDITURES</b>					
Salaries	\$ 78,614.80	78,614.80	\$ 1,822,218.00	1,743,603.20	4.31%
Fringe Benefits	\$ 25,400.44	25,400.44	\$ 602,422.00	577,021.56	4.22%
Local Match - Transfers Out	\$ 0.00	0.00	\$ 211,038.00	211,038.00	0.00%
Audit Fees	\$ 0.00	0.00	\$ 41,500.00	41,500.00	0.00%
Computer Operations	\$ 4,684.74	4,684.74	\$ 99,636.00	94,951.26	4.70%
Dues & Memberships	\$ 4,449.67	4,449.67	\$ 20,579.00	16,129.33	21.62%
Equipment & Furniture	\$ 0.00	0.00	\$ 242,000.00	242,000.00	0.00%
Graphic Printing/Binding	\$ 0.00	0.00	\$ 25,920.00	25,920.00	0.00%
Insurance	\$ 1,604.09	1,604.09	\$ 29,023.00	27,418.91	5.53%
Legal Fees	\$ 0.00	0.00	\$ 50,000.00	50,000.00	0.00%
Office Supplies	\$ 92.51	92.51	\$ 37,500.00	37,407.49	0.25%
Postage	\$ 50.20	50.20	\$ 3,300.00	3,249.80	1.52%
Books, Subscrips/Pubs	\$ 5,231.92	5,231.92	\$ 8,716.00	3,484.08	60.03%
Exec. Dir 457 Def. Comp.	\$ 1,153.84	1,153.84	\$ 18,000.00	16,846.16	6.41%
Rent	\$ 27,731.86	27,731.86	\$ 243,269.00	215,537.14	11.40%
Equipment Rent/Maint.	\$ 0.00	0.00	\$ 18,779.00	18,779.00	0.00%
Seminar & Conf. Regist.	\$ 0.00	0.00	\$ 41,640.00	41,640.00	0.00%
Telephone	\$ 0.00	0.00	\$ 9,250.00	9,250.00	0.00%
Travel	\$ 347.13	347.13	\$ 97,500.00	97,152.87	0.36%
Small Tools/Office Mach.	\$ 0.00	0.00	\$ 1,200.00	1,200.00	0.00%
HSA/FSA Annual Contrib.	\$ 0.00	0.00	\$ 12,500.00	12,500.00	0.00%
Computer Software	\$ 0.00	0.00	\$ 5,000.00	5,000.00	0.00%
Contingency	\$ 0.00	0.00	\$ 22,394.00	22,394.00	0.00%
Contractual/Temp Svcs.	\$ 464.00	464.00	\$ 3,530.00	3,066.00	13.14%
Interest Expense	\$ 0.00	0.00	\$ 72,283.00	72,283.00	0.00%
Pass-Thru Expenses	\$ 0.00	0.00	\$ 1,236,069.00	1,236,069.00	0.00%
Consultants	\$ 0.00	0.00	\$ 3,397,059.00	3,397,059.00	0.00%
Repair & Maintenance	\$ 0.00	0.00	\$ 1,800.00	1,800.00	0.00%
Advertising/Public Notice	\$ 0.00	0.00	\$ 11,855.00	11,855.00	0.00%
Other Misc. Expense	\$ 0.00	0.00	\$ 14,690.00	14,690.00	0.00%
Contributions	\$ 237.23	237.23	\$ 100,950.00	100,712.77	0.23%
Educational Reimb.	\$ 0.00	0.00	\$ 1,800.00	1,800.00	0.00%
Comm. Rels. Sponsors	\$ 0.00	0.00	\$ 12,500.00	12,500.00	0.00%
Indirect Expense Carryfwd.	\$ 0.00	0.00	\$ 0.00	-	0.00%
			0.00		
<b>TOTAL EXPENDITURES:</b>	<b>\$ 150,062.43</b>	<b>\$ 150,062.43</b>	<b>\$ 8,515,920.00</b>	<b>\$ 8,365,857.57</b>	<b>1.76%</b>
<b>AGENCY BALANCE:</b>	<b>\$ (120,245.01)</b>	<b>\$ (120,245.01)</b>			



August 12, 2020

To: Board Members

From: Board Personnel Committee Members:  
Commissioner Bob Dallari, Board Chairman  
Commissioner Viviana Janer, Board Vice Chair  
Commissioner Myra Uribe, Board Secretary Treasurer  
Commissioner Betsy VanderLey, Immediate Past Board Chairwoman  
Mayor Dale McDonald

Subject: Executive Director's Annual Review

The Board's Personnel Committee met on August 12, 2020 to conduct the Executive Director's annual review. The Personnel Committee members attending included Board Chairman Commissioner Dallari, Board Vice Chairwoman Commissioner Janer, Board Secretary Treasurer Commissioner Uribe, Commissioner VanderLey, Immediate Past Chairwoman, and Mayor McDonald.

All Board members were invited to provide comments in advance of this meeting for consideration in conducting this review. We want to thank the Board members who took part in this process.

Mr. Huttman provided us with a report that contained goals, accomplishments, relevant provisions from our employment agreement, and salary information for some comparable agencies as stated in the Employment Agreement. This information was very helpful and was utilized during the Committee's deliberations and in the recommendation.

The Personnel Committee submits this report and recommendations for approval as part of the Consent Agenda for the September 9, 2020 Board meeting.

#### Summary of Executive Director's Performance

Mr. Huttman highlighted significant accomplishments over the past year, all of which are included in the attached report. He gave credit to his staff and expressed his satisfaction with the current staff and that he believes that not only does he have a great team but that the team members are in the right positions. This enables MetroPlan to be a leading organization throughout the state as well as nationally.

It was the unanimous opinion of the Committee that Mr. Huttman and his staff continue to do an outstanding job. The organization enjoys an excellent reputation in the region, throughout the state, and with national organizations.

Each of the Committee Members complimented Mr. Huttman as the organizations Executive Director and stated they are very pleased with his performance and particularly this year with the disruption of the COVID-19 pandemic and the organization's efforts and success in managing through it.

Mr. Huttman noted that he is available to meet with board members individually before each meeting for an agenda review and discussion of other important issues. This is a practice he started last year and believes it is a good practice and fulfills the need to keep board members engaged and informed.

Consistent with the Employment Agreement, the Committee reviewed the base compensation of the following Florida MPOs, comparable community positions, and comparable agencies outside of Florida.

<b>MPO</b>	<b>POPULATION</b>	<b>SALARY</b>
Miami-Dade (single county)	2.8M	\$258,000
Broward (single county)	1.8M	\$219,400
North Florida (four Counties)	1.5M	\$210,000
MetroPlan Orlando (three counties)	2.2M	\$181,500

MetroPlan Orlando is the second largest MPO in the state with a population of 2.2M, serving three counties and it is the largest multi-county MPO in the state.

#### **COMPARABLE COMMUNITY POSITIONS**

CFX	N.A
Lynx	\$203,570

#### **OUTSIDE FLORIDA**

Staff gathered information from a number of the organizations with whom Mr. Huttman interacts regularly. He serves with the Executive Directors of each of these organizations on the Executive Directors Council of the National Association of Regional Councils.

<b>MPO</b>	<b>POPULATION</b>	<b>SALARY</b>
<b><u>MORPC</u></b>	2.4M	\$207,043
Columbus Ohio		
<b><u>DRCOG</u></b>	3.1M	\$212,339
Denver Colorado		
<b><u>MARC</u></b>	2.0M	\$217,000
Kansas City Missouri		
<b><u>Puget Sound Regional Council</u></b>	2.2M	\$234,024
Seattle Washington		
<b><u>Houston/Galveston Regional Council</u></b>	6.8M	\$205,875
Houston, Texas		

The Employment Agreement states that the merit increase will normally not exceed 10% of the base salary.

Mr. Huttman's current base salary is \$181,500.

### Recommendations

The Committee had considerable discussion about Mr. Huttman's salary, noting that not only is it the lowest of the large Florida MPOs represented, it is also lower than that of any of the comparable agencies outside of Florida . The Committee felt that Mr. Huttman's salary should be adjusted to make it more competitive with comparable MPOs in the state but questioned whether now was the right time for that adjustment. Our Employment Agreement with Mr. Huttman stipulates that the base compensation annual merit increase will normally not exceed 10%. Because of the uncertainty of COVID-19 there was not unanimous support for the adjustment to the base salary (item #1 below).

Based on a review of the Executive Director's performance and conditions stated in the Employment Agreement, the Personnel Committee recommends the following:

1. That Mr. Huttman be granted a salary adjustment of 10%, consistent with his Employment Agreement, effective September 1, 2020 increasing his annual salary from \$181,500 to \$199,650.
2. That the contribution to Mr. Huttman's 457 plan (retirement/deferred compensation) be increased from \$15,000 per year to \$17,000 per year.
3. That Mr. Huttman be granted an Executive Incentive Payment (a performance-based payment) of 5% of his base salary. This is a discretionary provision in Mr. Huttman's employment agreement and it also offsets the tax liability of the contribution being made to his retirement plan (item #2 above).

If you have any questions regarding the Personnel Committee's report, please contact Mr. Jay Small, our General Counsel, at 407.425.9044.



metroplan orlando

A REGIONAL TRANSPORTATION PARTNERSHIP

July 17, 2020

To: Board Personnel Committee Members:  
Commissioner Bob Dallari, Board Chairman  
Commissioner Viviana Janer, Board Vice Chairwoman  
Commissioner Mayra Uribe, Board Secretary Treasurer  
Commissioner Betsy VanderLey, Immediate Past Board Chairwoman  
Mayor Dale McDonald, City of Maitland

From: Gary Huttman, Executive Director

Subject: Executive Director's Annual Review

The Board's Personnel Committee will meet on Wednesday, August 12, 2020 at 9:00 AM. We are currently closed to the public but can accommodate the committee at the MetroPlan Orlando Office and maintain proper social distance. I will let the committee know in early August whether the meeting will be in person or through a virtual environment.

The purpose of this meeting is to conduct my annual review and develop a recommendation for the Board's consideration at their meeting on September 9, 2020. Attached is a proposed agenda for the meeting along with supporting material.

Commissioner Dallari has invited all Board members to submit comments on my performance to Mr. Jay Small, our General Counsel, for you to consider with this review. Mr. Small will report on any comments received at the Committee meeting.

I look forward to seeing you on August 12. If you have any questions before then, please call me at 407 481-5672 x319.

Attachments

C: Mr. Jay Small  
Mr. Jason Loschiavo



## Board Personnel Committee Meeting

### Executive Director's Annual Review

August 12, 2020

- 
- Call to Order
  - Roll Call
  - Public Comments
  - Remarks by Board Chairman
  - Remarks by Executive Director
  - Discussion of Performance by Committee Members
  - Report on Input Received from other Board Members
  - Committee Member Discussion of Relevant Contract Provisions
  - Development of Committee Recommendation
  - Additional Public Comments
  - Adjournment

### Tabs

1. Employment Agreement Renewal Notice
2. Request for Comments
3. Goals and Accomplishments
4. Executive Director's Monthly Reports
5. Executive Director's Job Description
6. Relevant Employment Agreement Provisions
7. Draft 2020 Personnel Committee Report Format

**TAB 1**

---





February 18, 2020

To: Board Personnel Committee Members:

Commissioner Bob Dallari, Board Chair  
Commissioner Viviana Janer, Board Vice Chairwoman  
Commissioner Mayra Uribe, Board Secretary Treasurer  
Commissioner Betsy VanderLey, Immediate Past Board Chairwoman  
Mayor Dale McDonald, City of Maitland (MAC)

From: Gary Huttman, Executive Director

Subject: Executive Director's Annual Review

It is time to initiate the renewal of my employment agreement with the MetroPlan Orlando Board. My employment agreement is for a period of two years, starting September 1, 2019, the effective date of my last review. The agreement states that prior to each term year expiring the agreement can be renewed by written notice of my intention to renew. This is to occur by March 1 of each year. The effect of this renewal is that we have an ongoing two year contract.

Please consider this my intention to renew. This will also necessitate my review by the Personnel Committee before September 1, 2020. I will work with the Personnel Committee to set that up at the appropriate time.

C: Jason Loschiavo, MetroPlan Orlando  
Steve Bechtel, Mateer & Harbert  
Jay Small, Mateer & Harbert

**TAB 2**

---



July 17, 2020

To: Board Members

From: Commissioner Bob Dallari, Board Chairman

Subject: Executive Director's Annual Review

The Board's Personnel Committee will meet on August 12, 2020 to conduct the Executive Director's annual review. The Board's Personnel Committee includes myself, Commissioner Viviana Janer, Commissioner Mayra Uribe, Mayor Dale McDonald, and Commissioner Betsy VanderLey.

In conducting this review, we are providing an opportunity for all Board members to have input. If you would like to take part in this review process, please provide your comments to Mr. Jay Small, our General Counsel, by the close of business on Friday, August 7, 2020. This can be done by calling Mr. Small at (407) 425-9044, emailing him at [jsmall@mateerharbert.com](mailto:jsmall@mateerharbert.com), or sending written comments to:

Mr. Jay Small  
Mateer & Harbert, P.A.  
225 East Robinson Street, Suite 600  
Orlando, Florida 32801

Thank You

C: Mr. Jason Loschiavo, Director of Finance & Administration  
Mr. Jay Small, Mateer & Harbert

**TAB 3**

---



**Goals for FY2018/2019 and FY 2019-2020 UPWP**

**Revisions approved by the MetroPlan Orlando Board on February 13, 2019**

- **Maintain federal and state certifications**
- **Maintain/update regional transportation planning database**
- **Implement the Year 2040 Long Range Transportation Plan**
- **Implement the Freight/Goods Movement Plan**
- **Focus on system management and operations functions**
- **Promote system wide safety**
- **Public involvement in the planning process**
- **Strengthen ties with our partners**
- **Inter-regional planning efforts**
- **Maximize transportation funding**



metroplan orlando

A REGIONAL TRANSPORTATION PARTNERSHIP

Gary Huttman, AICP  
Executive Director

Annual Performance Review

Summary of Organizational Accomplishments: September 2019 – August 2020

- Provided leadership to the organization and staff in working during the COVID-19 pandemic
- Developed resolution for State of Emergency Operations during shutdown
- Successfully worked with all committee chairs and staff to conduct public meetings in a virtual environment
- Provided letters of support for various grant applications
- Continued leading the discussion among 6 other MPOs along the I-4 Corridor, 3 FDOT Districts as well as FDOT Central Office and the Center for Urban Transportation Research at USF on the idea of an I-4 Corridor Coalition that would include a regional approach to Transportation Systems Management & Operations (TSMO). This idea has gained statewide and national attention and MetroPlan Orlando has been recognized by FHWA and the FDOT in this effort as a noteworthy practice. This was also a focus area of the agenda for the July 10 joint meeting of the MPOs across the I-4 Corridor.
- Prepared grant application for Accelerated Innovation Deployment Demonstration Program
- Prepared grant application for the State Transportation Innovation Council Incentive Program
- Prepared grant application for the State Pooled Fund Program
- Prepared, submitted and awarded grant application for Crash Prediction for Expedited Detection Program
- Successfully worked with our FDOT Partners and returned the US 17/92 PD&E to the work program. This phase of the project will be funded entirely with the use of MetroPlan Orlando TMA controlled funds. We were able to not only bring the project back into the work program but to advance it by two years.
- Successfully worked with FDOT to program the funds necessary to upgrade the telephone system for Lynx Transportation Disadvantaged (Access Lynx) users.
- Aggressively pursue advancing the MetroPlan Board's Emphasis Areas, increasing spending on associated projects by 55% over the past 3 years. In Fiscal Year 2019/2020 we allocated 82% of the MetroPlan Orlando federal funds to projects consistent with the Board Emphasis Areas.
- Hired four new staff members. One works in public information; one in the area of TSMO; and two are general transportation planners. All four add to an already established and excellent staff.

- Updated the Continuity of Operations (COOP) and added a new Pandemic Influenza Supplement
- Updated the Internal Operating Procedures (IOP). The IOP will be in the September MetroPlan Board agenda for review and approval
- The Board approved The Strategic Plan in December. We immediately took steps to implement the recommendations. Although full implementation has been slowed due to COVID-19 activities. This will be an on-going process with reports back to the Board as needed.
- I initiated agenda reviews with the three Board Officers prior to each Board Meeting.
- I continued with agenda reviews with Mayor Demings prior to each MetroPlan Board Meeting
- I extended an offer to any board member who desired to have agenda review meetings prior to the board meetings
- The MetroPlan Complete Streets Policy was presented to the Board and adopted at the March 11, 2020 board meeting
- Continued working on the process for MetroPlan Orlando to become LAP certified. This is a big deal and will enable us to add value to our members by managing federally funded projects on their behalf. This will return value to our members, especially the smaller jurisdictions with limited staff.
- Maintained reporting process to the MetroPlan Board that goes beyond the Executive Director announcements at each board meeting. The Executive Director Report is included in each agenda packet and highlights activities of the ED between meetings. The Executive Director's Report is included in Information Items for Acknowledgement by the board. No board member should be surprised by the activities of the Executive Director and this ensures each board member has that information on a regular schedule.
- Continue to support the Orlando Economic Partnership's Alliance for Regional Transportation by providing technical assistance to the newly hired Senior Director of Advocacy & Public Policy.
- Remain active with the National Association of Regional Councils (NARC), currently serving on the Executive Director's Council representing the southeastern United States.
- Remain active with the Association of Metropolitan Planning Organizations (AMPO) currently serving on their Policy Committee, and the Nominating Committee for the purpose of electing new board members to fill vacant seats on the board.
- Continue to serve on the University of Central Florida's Planning Advisory Board for their Master's program in Urban & Regional Planning.
- Met with Osceola County staff to discuss interest in pursuing grant opportunities for potential pilot projects within the county
- Maintained our federal and state certifications to ensure the continued flow of federal and state transportation funds to the region.
- Successfully completed the State Joint Certification Review conducted on February 4, 2020. This was a very successful Certification Review wherein MetroPlan received 100% on the required Risk Assessment. Results were provided to the Board in the June 10, 2020 agenda packet.

- Several years ago the Board indicated a desire to have MetroPlan out into the community more, educating the public on the work we do and the importance of it. Subsequent to that the MetroPlan Board adopted “Emphasis Areas” that included reaching a younger demographic. We continue to work aggressively on each of these items.
- Continue to work with the Orlando Police Department to provide security at MetroPlan Board Meetings.
- We continue to look for opportunities to strengthen our internship program especially relevant with the new UCF Downtown Campus opening in August.
- Provided exceptional staff support and customer service to the MetroPlan Orlando Board, its Committees and Task Forces, the Community Advisory Committee, the Technical Advisory Committee, the Transportation Systems Management & Operations Committee, the Municipal Advisory Committee and the Transportation Disadvantaged Local Coordinating Board.
- Maintained the organization’s solid financial standing; managed the budget and provided carry-over funds for multi-year commitments.
- Presented annual financial report for the year ending June 30, 2019 to the Board in November 2019. We received another “clean” audit with complimentary remarks by the outside audit team.
- Continued the use of “Fact Sheets” to accompany all Board action items in order to make it easier for Board members to understand items coming before them for approval.
- Developed the region’s Transportation Improvement Program (TIP) for FY2020/2021-2024/2025 and obtained Board approval of the approximately \$6 billion program showing where all funds will be spent; the TIP was amended and updated a number of times during the year at the request of FDOT/D5 and Florida’s Turnpike Enterprise.
- Developed the Prioritized Project List for FY2025/2026 through FY2039/2040 in cooperation with our Committees to determine how funds will be invested to implement the Year 2040 Long Range Transportation Plan; obtained Board approval at the June 29 board meeting
- Prepared report on FY2019/2020 federally-funded transportation projects throughout Central Florida, as required by federal law, and submitted the report to federal agencies. This is done each year after October 1.
- Continued the traffic light synchronization program in additional corridors to improve the flow of traffic; conducted cost-benefit studies; staff typically presents the results to the MetroPlan Orlando Board showing an impressive return on investment.
- Continued managing contractors that perform the retiming of traffic signals. This work is coordinated with members of our Transportation System Management & Operations Committee
- Selected four new consultant teams for the signal retiming contract. The four firms were approved by the MetroPlan Board at the June 29, 2020 board meeting
- Obtained Board approval to continue funding for the Best Foot Forward Pedestrian Safety program.
- Welcomed the new Executive Director of Bike Walk Central Florida and the Best Foot Forward program.



- Continued the practice of reporting on the status of PD&E studies to the MetroPlan Orlando Board twice a year typically in July and February, calling attention to projects of regional significance.
- Continue to look at the more significant projects in the region that are in the PD&E Phase and regularly bring those back before the Board for information and discussion.
- Continue to place additional emphasis on integrating public health into the region's transportation planning process; continue to develop relationships with public health departments serving our three counties.
- Continued work to complete the Coast-to-Coast Connector in cooperation with the Florida Greenways & Trails Foundation, FDOT, FDEP and four MPOs along the route; monitored developments with the new SUN Trails program as it relates to priorities of MetroPlan Orlando and the Central Florida MPO Alliance.
- Staff participated with our business partners on Committees and Task Forces for a wide range of transportation projects throughout the region to ensure all planning activities are thoroughly coordinated.
- Continued to provide the Board with regional traffic safety reports on crashes and fatalities by mode.
- Continued management of our web-based crash data base with technical assistance provided under our contract with the University of Florida.
- Staff has taken an active role in the work of the Community Traffic Safety Teams (CTSTs) in Seminole, Orange and Osceola Counties.
- Kept the Board informed about developments with the Virgin Trains USA project.
- Held a successful Transportation Disadvantaged Forum in November 2019. This was done in tandem with a quarterly meeting of the TDLCB and the annual public hearing.
- I continue to serve as a Governor's appointee on the Wekiva River Basin Commission.
- Kept the Board informed on key developments in the transportation industry having to do with federal and state legislation, research, policy development, management/operations, technology, transportation funding and partnership opportunities.
- Updated and maintained our socio-economic database and state-of-the-art geographic information system in cooperation with the region's local governments to assist with short-range and long-range planning needs.
- Brought together staff members from the region's transportation agencies to coordinate the development of legislative positions for the 2020 session in Tallahassee; assisted the Board with developing legislative priorities.
- Kept the Board posted on air quality attainment readings throughout the year; there were no air quality violations during 2019/2020 at any of our four monitoring stations.
- Continue to implement our Public Involvement Plan that was approved by the Board in September 2019.
- Provided fast turnarounds to information requests from the media.
- We continue to receive positive feedback on MetroPlan Orlando's website ([www.metroplanorlando.org](http://www.metroplanorlando.org)) for its attractive appearance and ease of use and functionality.

- Continued to provide information in different formats for people with disabilities; for example, the new website has features that are specifically designed to assist people with certain disabilities and information is provided about Board and Committee meetings using a special voicemail feature.
- The Florida Public Relations Association/Central Florida Chapter honored MetroPlan Orlando with two Image Awards (best in category) for the Corrine Drive Study Phase 3 outreach and for the Corrine Drive Study video.
- Conducted orientation sessions for new MetroPlan Orlando Board members and their alternates; offered to conduct additional briefings on projects within members' jurisdictions/districts as requested.
- Conducted orientation sessions for new members of Central Florida's Congressional delegation and their local office staff members.
- Provided training opportunities for Board members to attend the Florida MPO Advisory Council Institute for Elected Officials in 2020. However, both 2020 sessions were cancelled due to COVID-19.
- Developed and conducted transportation programs for various civic organizations, professional groups and leadership programs throughout Central Florida.
- Briefed staff members to newly appointed regional leadership positions, new city and county managers and candidates for public office, on regional transportation issues.
- Participated in numerous community events and trade shows to provide public information and increase awareness of MetroPlan Orlando.
- Continued our membership with major regional Chambers of Commerce to strengthen ties with the business community; participated in a variety of Chamber functions.
- Sponsored staff members at professional development workshops and through other forms of training (e.g., professional programs, conferences, webinars, seminars, tuition assistance).
- Provided principal staff support for the Central Florida MPO Alliance – the regional partnership involving MetroPlan Orlando, the River-to-Sea TPO for Volusia and Flagler Counties, the Space Coast TPO, the Lake-Sumter MPO, the Polk TPO and the Ocala/Marion County TPO.
- Worked with our partners in the Central Florida MPO Alliance on the development of a Regional Prioritized List of Projects (highway, transit and trails); obtained Board approval; this has generated interest in Tallahassee and elsewhere in the state as a model of regional cooperation.

**TAB 4**

---



September 11, 2019

To: Commissioner Betsy VanderLey, Board Chairwoman  
MetroPlan Orlando Board Members

From: Gary Huttman, Executive Director

Subject: Executive Director's Report

- I attended the Floridians for Better Transportation Summer Camp July 10-12
- I met with Nap Ford, CEO of the JTA in Jacksonville on July 12
- I participated in an AMPO Nominating Committee Meeting on July 16
- I attended the CFCRC Meeting on July 18
- I attended the NARC Washington D.C. Fly-in on July 25
- I attended the MPOAC Best Practices Sub Committee meeting on July 30
- I attended the MPOAC Staff Directors meeting on July 30
- I attended the MPOAC Policy Board Meeting on July 30
- I was a panelist at the CFTPG Brown Bag luncheon on July 31
- I presented to the County Watch Group on August 3
- I participated in an AMPO Nominating Committee Meeting on August 5
- I attended the North Florida TPO Board Meeting on August 8
- I met with the North Florida TPO Executive Director to learn of their data sharing program
- I met with FDOT on August 27 to discuss real time data sharing opportunities
- I met with Mayor McDonald on August 28 to discuss the Maitland Avenue/Maitland Boulevard intersection
- I met with the UCF Strategic Planning Team on August 28
- I attended the CFCRC meeting on August 29

#### Federal Certification

- FHWA staff will be presenting their findings from our 2019 Federal Certification at the September Board Meeting.

#### NARC Fly-In

- I participated in the NARC Fly-In in Washington D.C. on Wednesday July 24. This consisted of a full day of meetings with NACo and NLC leadership and select Washington Representatives. We met with key staff members of the House T&I Committee, House Problem Solvers Caucus, House Leadership, Senate Leadership and Senate Environment & Public Works Committee.

#### Draft Transportation Bill

- The Senate Environment & Public Works Committee has a draft transportation bill under review. The bill, if and when adopted, will replace the FAST Act which expires in September 2020.
- It is important to remember that the draft bill provides \$287 billion in contract authority over five years, but from the highway account of the Highway Trust Fund. This is a 27% increase over the FAST Act. Paying for the proposed bill is the responsibility of the Senate Finance Committee. It is not funded and does not yet include any funds for transit, freight or safety, which would need to be addressed in the final bill.
- There should be a great deal of additional information over the next several months. I will provide that as it becomes available.

#### Central Florida Mobility Week

- The 2019 Central Florida Mobility Week will be celebrated beginning October 25-November 1. Mobility Week first started three years ago (2016) in Central Florida. It is now statewide. It is a series of weeklong activities to promote awareness of transportation choices and safety. It is an ideal time for partner agencies to host events, highlight achievements, or roll out initiatives supporting sustainable and multimodal transportation.
- & Public Works Committee.

#### Association of Metropolitan Planning Organizations (AMPO)

- I am serving on the AMPO Board of Directors nominating committee for election of new board members for 2020-2022 term.

#### FDOT Work Program On-Line Public Hearing

- The On-Line Public Hearing for the FDOT Draft Work Program is scheduled for October 21-25, 2019



November 13, 2019

To: Commissioner Betsy VanderLey, Board Chairwoman  
MetroPlan Orlando Board Members

From: Gary Huttman, Executive Director

Subject: Executive Director's Report

- I presented to a working group of the Orlando Economic Partnership's Alliance for Regional Transportation on September 12
- I attended the Wekiva River Commission meeting on September 12
- Orange County Sheriff Officers and City of Orlando Police Officers were involved in some enforcement at six crosswalks, three of which were equipped with Rectangular Rapid Flashing Beacons, on Wednesday, September 18. They issued 72 citations.
- I attended the WTS Annual Awards & Scholarship Banquet on September 19
- I met with the new Executive Director of the Tampa Bay Area Regional Transit Authority on September 24.
- I met with the new Director of CUTR at the University of South Florida on September 24. This meeting was also to discuss the newly designated University Transportation Center (UTC) and opportunities to strengthen a relationship between MetroPlan Orlando and the UTC.
- I was a panelist at the Winter Park Outlook Transportation Summit on September 25 at the Alford Inn.
- I attended the Orange County Simulation Summit on September 26 at the Orange County Convention Center.
- I attended the Colonial Parkway Public Meeting on September 26
- I attended and participated in the Bike Walk Central Florida Best Foot Forward Launch of the Seminole County Program on October 2.
- I attended the Orange County Transportation Town Hall on October 3 and October 17.
- I attended the annual meeting of the ReThink Your Commute Program at Lake Nona on October 8
- I met with UCF on October 8 to discuss common issues with a focus on the I-4 Technology Corridor
- I met with members of the Blue Zones Project Team on October 9

#### Chinese Delegation

- We hosted a delegation from China on October 10. They were in Orlando to learn of our work at MetroPlan Orlando and from members of the SunRail Team. One of the highlights for us was to have one of our new employees, Sarah Larsen, address the delegation in their native Mandarin.

#### Central Florida Real Estate Forum

- I attended the Central Florida Real Estate Forum in Orlando on October 11

#### Osceola Board of County Commissioners

- I made a brief presentation on how projects get prioritized and in the work program to the Osceola BCC on October 14

#### City of Edgewood Quiet Zones

- I participated in the grand opening event of the city of Edgewood Quiet Zones on October 15

#### Blind American's Equality Day

- I attended and participated in the Blind American's Equality Day on October 18

#### AMPO

- I attended the annual meeting of the Association of MPOs in Baltimore. That meeting was held from October 21-25. It was very well attended. While there I moderated a session on the future of transportation.

#### NARC

- I attended the Executive Director's Council and Board Retreat of NARC in Scottsdale. That meeting was held from October 27-30. It too was well attended.
- You heard about this earlier from Commissioner Dallari.

#### Central Florida Mobility Week

- The 2019 Central Florida Mobility Week was held from October 25-November 1. Mobility Week first started three years ago (2016) in Central Florida. It is now statewide. It is a series of weeklong activities to promote awareness of transportation choices and safety. It is an ideal time for partner agencies to host events, highlight achievements, or roll out initiatives supporting sustainable and multimodal transportation.

#### FDOT Work Program On-Line Public Hearing

- The On-Line Public Hearing for the FDOT Draft Work Program was conducted October 21-25, 2019
- The Work Program Community Outreach Event was held October 24 at the District Office in DeLand

#### North Florida TPO

- We hosted Jeff Sheffield, ED of the North Florida TPO on September 25 at 9:30 so members of our committees could hear of the innovative work going on in Jacksonville.

#### CFCRC

- I attended the CFCRC meeting on October 31





December 11, 2019

To: Commissioner Betsy VanderLey, Board Chairwoman  
MetroPlan Orlando Board Members

From: Gary Huttman, Executive Director

Subject: Executive Director's Report

- I attended the CFX Board Meeting on November 14
- Staff participated in team building activities on November 18 as part of our Strategic Plan
- I met with representatives of the Caliper Group on November 19 to discuss their technology and modeling capabilities relative to our needs
- Staff conducted the third and final CAV Readiness Workshop on November 19. This workshop was held in Orange County
- I attended the Mayor's Town Hall for District 6
- I met with representatives of the Volusia-Flagler Blueprint Project
- I attended the TDLCB Public Hearing on November 21
- I met with Secretary Thibault of the FDOT on November 25
- I met with Secretary Shannon and Loreen Bobo of the FDOT on November 26
- I participated in an interview on November 26 as one of 15 MPOs across the country part of the NCHRP Project. MetroPlan is one of 15 diverse agencies that the research team and NCHRP Project Panel identified for telephone interviews. The project is to look critically at the uncertainties in federal funding on MPO's important work.
- Staff participated on the Project Advisory Group on December 2 for the IDrive Transit Study
- I attended the Mayor's Town Hall for District 2 on December 5
- I attended the Mayor's Town Hall for District 1 on December 10

### Notes from Passenger Transport

- As of the beginning of November 15, 2019 has proven to be a positive year for public transportation across the U.S. Voters have approved 15 of 19 ballot measures (79%).
- 2020 is expected to be a busy year as well. APTA's Center for Transportation Excellence (CFTE), that you heard a little about from Paul Skoutelas back in September, is tracking nearly 20 measures expected to be put forward.
- The CFTE will be holding a transit initiatives and communities workshop in Tampa from December 15-17 to provide communities with tools and other skills they believe are necessary to run successful ballot measures.

### FAST Act Recission

- President Trump signed into law the continuing resolution (CR) that will provide funding for federal agencies through midnight on December 20. The bill also repeals the \$7.6 billion cut in highway contract authority that had been scheduled for July 1, 2020. There was a strong sense of urgency to repeal the rescission this year, because of the budgetary impact in 2020 - the last year of the funding provided by the FAST Act. Repealing the rescission doesn't just increase net federal funding by \$7.6 billion in FY 2020, it also would have the effect of adjusting the baseline for all subsequent years, increasing funding over the ten-year FY 2020-2029 period by \$75.7 billion. So, repealing the rescission next year would have been an even heavier lift.
- If the rescission went into effect on July 1, 2020 it would have meant a loss of about \$200M to the state of Florida

### CAV Readiness

- Last month you heard a presentation from Eric Hill on our CAV Readiness study. On November 19<sup>th</sup> we had our third and last public workshop on the study. This one was held in Orange County

### Osceola Parkway

- The Osceola Parkway public meeting was held on Tuesday November 19.

### Mayor's Town Hall

- The Mayor's Town Hall for District 6 was held on Tuesday November 19<sup>th</sup> at Barnett Park
- The Mayor's Town Hall for District 2 was Thursday December 5 at the Wekiva High School in Apopka
- The Mayor's Town Hall for District 1 was Tuesday December 10 at the West Orange Recreation Center in Winter Garden

### TDLCB Annual Public Hearing

- This is a big effort that is conducted off site which always adds to the workload. I want to thank Virginia, Cathy and Lisa for all the extra work put into this and to the staff members for joining in the effort.

#### Meeting with FDOT Secretary Thibault

- Commissioner VanderLey and I were to meet with Secretary Thibault on Monday November 25 to discuss a number of issues. Due to illness, the meeting was cancelled but will hopefully be rescheduled. Among items to be discussed included some possible legislative changes that would enable MetroPlan to manage some of the smaller projects for our members, especially those of the smaller jurisdictions that sometimes have a shortage of resources.
- We also planned to discuss the I-4 Technology Corridor and some ideas to advance that, and
- Truck Parking in the region

#### MPOAC Institute

- Reminder that the 2020 MPOAC Institute has been scheduled. There is information available on that. The dates and locations are: FLC University Training Center in Orlando March 20-22; the Renaissance Tampa International Plaza April 17-19.

#### Osceola Event with Boy Scouts

- On December 7<sup>th</sup> several MetroPlan staff were part of the Boy Scouts of America Central Florida Council Jubilee 19 in Osceola County and we spent some time with many Boy Scouts from throughout Central Florida. They visited the MetroPlan booth and were able to design streets with a hands on program called StreetMix.



February 12, 2020

To: Commissioner Bob Dallari, Board Chairman  
MetroPlan Orlando Board Members

From: Gary Huttman, Executive Director

Subject: Executive Director's Report

- I attended the CFX Board Meeting on December 12, 2019 and provided comments on the Osceola Parkway Extension project
- I attended the Osceola County Commission Meeting on December 16, 2019 and provided comments on the Osceola Parkway Extension project
- I attended a quarterly meeting with Commissioner Janer on December 17, 2019
- I met with the newly appointed Interim FDOT District 5 Secretary on December 17, 2019
- I met with the Lynx CEO on December 18, 2019
- I met with the MetroPlan Board Chairman on December 19, 2019 to go over the 2020 calendar
- I met with the River to Sea TPO Executive Director on December 20, 2019
- I met with MetroPlan Board Chairman, Lynx CEO, and Seminole State College President on January 7 to discuss transportation issues
- I met with the new CFX representative to the MetroPlan Board, Osceola County Commissioner Brandon Arrington on January 9
- I attended the CFMPOA meeting on January 10
- I attended the City of Orlando Swearing in ceremony on January 13 for Mayor Dyer and Commissioners
- I met with Osceola County to discuss their interest in grant opportunities and pursuing pilot projects
- I attended the SunRail Technical Advisory Committee meeting on January 15
- I attended a meeting with FDOT staff and Osceola County Commissioner Janer to discuss the US 17/92 project status
- I attended a meeting with FDOT staff and Osceola County Commissioner Grieb to discuss the US 17/92 project status
- I attended a meeting with FDOT staff and Osceola County Commissioner Arrington to discuss the US 17/92 project status
- I attended a meeting with FDOT staff and Kissimmee Mayor Alvarez to discuss the US 17/92 project status

- I participated in the monthly call of the NARC Major Metros Roundtable
- I participated in the City of Orlando future ready master plan development
- I participated in the FDOT District 5 Safe Transportation Workshop on January 29
- I attended the CFCRC meeting on January 30
- I attended the MPOAC Staff Director's meeting on January 30
- I attended the MPOAC Governing Board Meeting on January 30
- I attended the State of I-Drive Event at the OCCC on January 31
- I attended and participated in the FDOT annual certification process on February 4
- I attended and participated in the FDOT /MPO partnering meeting on February 4
- I attended the City of Orlando Future Ready City Event on February 4
- I had an agenda review with Commissioner Uribe on February 5
- I had an agenda review with Commissioner Dallari on February 6
- I had an agenda review with Mayor Demings on February 7
- I had an agenda review with Commissioner Janer on February 11
- I attended the Orlando Business Journal's program on the Business of Transportation on February 7

#### Meeting with FDOT Secretary Thibault on January 3

- Use of federal funds and issues with the LAP Program
- The I-4 Technology Corridor and some ideas to advance that
- Truck Parking in the region and the state's Freight Planning process
- US 17/92 in Osceola County

#### MPOAC Institute

- Reminder that the 2020 MPOAC Institute has been scheduled. There is information available on that. The dates and locations are: FLC University Training Center in Orlando March 20-22; the Renaissance Tampa International Plaza April 17-19. Please let me or Cathy know if you are interested in attending

#### Orange County Close the GAP

- The Florida Department of Transportation (FDOT) had an open house on Thursday, January 9, from 5 p.m. to 7 p.m. on the design of a new multi-use trail from Hiawasse Road to north of State Road (S.R.) 414.
- MetroPlan staff attended the event

#### Good News on US 17/92 in Osceola County

- Last month after the FDOT work program presentation there was some concern about the deferral of the US 17/92 PD&E in Osceola County. Chairwoman VanderLey suggested FDOT and Osceola County meet to work this out. We got to work immediately on that and met with the county on January 16. In a partnership between MetroPlan and FDOT we found the funds to bring the project back into the work program, and in the current year. So the project actually advanced. Thanks to the department for getting on this immediately and working with us.
- We do need to get to work on finding the funds for the next phase of this project.

### Federal Transportation Reauthorization

- You may recall receiving information last year on the draft reauthorization bill for the Senate Environment & Public Works Committee
- We knew that the House would be coming out with their own proposal early this year.....and they have.
- I have included a one page fact sheet provided by House Democrats for the Moving Forward Framework
- It outlines a 5-year \$760 Billion investment
- You also have in your supplemental folders a very quick staff review of this from NARC
- We will continue to follow this but the good news should this advance is that it draws attention to increased local control and modernizes project planning with a focus on all users



metroplan orlando

A REGIONAL TRANSPORTATION PARTNERSHIP

March 11, 2020

To: Commissioner Bob Dallari, Board Chairman  
MetroPlan Orlando Board Members

From: Gary Huttman, Executive Director

Subject: Executive Director's Report

- I attended the Space Coast TPO Board Meeting on February 13
- I met with Sharon Smoley & Racheal Kobb from the Orlando Economic Partnership on February 17
- Staff traveled to Tampa to meet with USF/CUTR staff to discuss transportation Safety issues
- I met with Natalie Martinez and Lauren Allen from Congresswoman Murphy's office on February 19
- I attended the Seminole County State of the County Program on February 20
- I attended the MetroPlan Orlando Community Advisory Committee Meeting on February 26
- I met with Global 5 on February 27 to discuss regional transportation issues
- I attended the MetroPlan Orlando TSMO & TAC Meetings on February 28
- I had an agenda review with Commissioner Uribe on March 2
- I had an agenda review with Commissioner Dallari on March 5
- I had an agenda review with Commissioner Janer on March 5
- I had an agenda review with Mayor Demings on March 6

#### Seminole BFF

- Seminole County's first Operation Best Foot Forward high-visibility crosswalk enforcement was conducted on Tuesday, February 18, 2020 starting at 7:00 am. Seven law enforcement agencies covered 19 pedestrian crosswalks starting at 7:00 am until 4:00 pm for this one-day, enforcement event. This joint enforcement action was the largest, saturated crosswalk enforcement operation since the Best Foot Forward pedestrian safety program started in 2012!

#### Enforcement Citations & Warnings

- A total of **349 written warnings and citations** were issued to those drivers who failed to yield, stop and remain stopped for pedestrians to cross in a crosswalk, as Florida law requires. The report will be a discussion topic at the next BFF meeting on **Monday, March 16 at 9:00 am** at Sanford Police Department.

### MPOAC Institute

- Reminder that the 2020 MPOAC Institute has been scheduled. There is information available on that. The dates and locations are: FLC University Training Center in Orlando March 20-22; the Renaissance Tampa International Plaza April 17-19.

### TRANSPLEX

- The statewide transportation & planning exchange will be held in Orlando from April 20-22. On the 21<sup>st</sup> I will be participating in a session on transportation equity. This session will further the work that Commissioner VanderLey drew attention to last year dealing with workforce transportation and housing.
- It is a free event to attend
- I can get registration information out if there is interest

### Congresswoman Murphy

- Virginia and I met with Natalie Martinez and Lauren Allen from Congresswoman Murphy's D.C office on February 19. She wanted to learn more about MetroPlan Orlando and how we work with other transportation agencies in the region. She is originally from Orlando and has a particular interest in the region.

### BUILD Grant Opportunity

- On February 19, The U.S. Department of Transportation (DOT) published a Notice of Funding Opportunity (NOFO) to apply for \$1 billion in Fiscal Year (FY) 2020 discretionary grant funding through the Better Utilizing Investments to Leverage Development (BUILD) Transportation Discretionary Grants program.
- DOT intends to award 50% of BUILD Transportation grant funding to projects located in rural areas.
- For this round of BUILD Transportation grants, the maximum grant award is \$25 million, and no more than \$100 million can be awarded to a single State, as specified in the appropriations act.

To provide technical assistance to prospective applicants, DOT is hosting a series of webinars during the FY 2020 BUILD grant application process. A webinar on how to compete for BUILD Transportation Grants for all applicants was held on February 25, 2020. Further details will be made available at <https://www.transportation.gov/BUILDgrants>. The deadline to submit an application is May 18,

### Congratulations

- I want to acknowledge one of our employees for their work and professionalism.
- Jason does a great job for us here at MetroPlan and his work and understanding of MPO finance is recognized by other MPOs in the state
- Jason is also a member of the Florida Government Finance Officers Association and has served as president of the Central Florida Chapter
- While President, Jason created a website to improve the handling of memberships, dues, meetings and reporting.



- The State Organization saw the value of Jason's work and has decided to use that platform throughout the state for all 15 local chapters
- Jason hosted an instructional webinar for the state board and staff to make it a statewide platform for the organization
- We are very fortunate to have Jason on our staff, I believe that deserves recognition and felt the board should know
- Congratulations Jason!



May 13, 2020

To: Commissioner Bob Dallari, Board Chairman  
MetroPlan Orlando Board Members

From: Gary Huttman, Executive Director

Subject: Executive Director's Report

- I attended the MetroPlan Orlando Community Advisory Committee Virtual Meeting on April 22
- I attended the MetroPlan Orlando TSMO Committee Virtual Meeting on April 24
- I attended the MetroPlan Orlando TAC Virtual Meeting on April 24
- I attended the MAC Virtual Meeting on May 7
- I had an agenda review with Commissioner Dallari on May 5
- I had an agenda review with Commissioner Uribe on May 6
- I had an agenda review with Mayor Demings on May 8
- I had an agenda review with Commissioner Janer on May 12
- I participate in weekly calls of the NARC Executive Director's to discuss our new virtual working environment
- I participate in weekly calls of the Statewide MPO Advisory Committee to discuss our new virtual working environment

#### Congratulations

- We have spent a good amount of time over the past several weeks preparing to take MetroPlan Orlando virtual. This was possible by the very impressive work of Cynthia Lambert, Mary Ann Horne, Leilani Vaiaoga and Jason Loschiavo. I am so impressed with the leadership that Cynthia and Jason have shown and their accomplishments.
- MetroPlan's communication team won two Image Awards (best in category) for the Corrine Drive Study Phase 3 outreach and for the Corrine Drive Study video. Congratulations to Cynthia, Mary Ann and Leilani.

#### MPOAC Institute

- Both scheduled sessions for 2020 cancelled.

## TRANSPLEX

- The statewide transportation & planning exchange that was to be held in Orlando from April 20-22 was changed to a series of 16 webinars, all on April 21. I participated in a session on transportation equity.

## BUILD Grant Opportunity

- On February 19, The U.S. Department of Transportation (DOT) published a Notice of Funding Opportunity (NOFO) to apply for \$1 billion in Fiscal Year (FY) 2020 discretionary grant funding through the Better Utilizing Investments to Leverage Development (BUILD) Transportation Discretionary Grants program.
- DOT intends to award 50% of BUILD Transportation grant funding to projects located in rural areas.
- For this round of BUILD Transportation grants, the maximum grant award is \$25 million, and no more than \$100 million can be awarded to a single State, as specified in the appropriations act.

To provide technical assistance to prospective applicants, DOT is hosting a series of webinars during the FY 2020 BUILD grant application process. A webinar on how to compete for BUILD Transportation Grants for all applicants was held on February 25, 2020. Further details will be made available at <https://www.transportation.gov/BUILDgrants>. The deadline to submit an application is May 18,



June 10, 2020

To: Commissioner Bob Dallari, Board Chairman  
MetroPlan Orlando Board Members

From: Gary Huttman, Executive Director

Subject: Executive Director's Report

- I attended the MetroPlan Orlando Community Advisory Committee Virtual Meeting on May 27
- I attended the MetroPlan Orlando TSMO Committee Virtual Meeting on April 29
- I attended the MetroPlan Orlando TAC Virtual Meeting on April 29
- I attended the MAC Virtual Meeting on June 4
- I had an agenda review with Commissioner Dallari on June 4
- I had an agenda review with Commissioner Uribe on June 3
- I had an agenda review with Mayor Demings on June 5
- I had an agenda review with Commissioner Janer on June 9
- I continue to participate in weekly calls of the NARC Executive Director's to discuss our new virtual working environment
- I continue to participate in weekly calls of the Statewide MPO Advisory Committee to discuss our new virtual working environment

Congratulations to FDOT Secretary Jared Perdue upon his appointment to the position on a permanent basis

I coordinated with Natalie Martinez from Congresswoman Murphy's office on transportation issues in Central Florida

I participated in the NARC Virtual Conference on June 8-9. This took the place of their annual meeting

I provided a letter of support for the Seminole County BUILD Grant application

I provided a letter of support for the City of Orlando/Orange County BUILD Grant application

I provided a letter of support for the OUC VW Settlement grant application for the Level 3 EV charging infrastructure



metroplan orlando

A REGIONAL TRANSPORTATION PARTNERSHIP

June 29, 2020

To: Commissioner Bob Dallari, Board Chairman  
MetroPlan Orlando Board Members

From: Gary Huttman, Executive Director

Subject: Executive Director's Report

- I had an agenda review with Commissioner Janer on June 23
- I attended the MetroPlan Orlando Community Advisory Committee Meeting on June 24
- I had an agenda review with Commissioner Uribe on June 24
- I had an agenda review with Mayor Demings on June 24
- I had an agenda review with Commissioner Dallari on June 25
- I attended the MAC Virtual Meeting on June 25
- I attended the MetroPlan Orlando TSMO Committee Virtual Meeting on April 26
- I attended the MetroPlan Orlando TAC Virtual Meeting on April 26
- I had a discussion with the OEP staff on the I-4 Corridor on June 17
- I had a discussion with the FDOT Secretary Thibault on the I-4 Corridor on June 19
- I continue to participate in weekly calls of the NARC Executive Director's to discuss our new virtual working environment
- I continue to participate in weekly calls of the Statewide MPO Advisory Committee to discuss our new virtual working environment
- I will be participating on an OBJ panel discussion on July 7
- The Environmental Permitting Summer School is taking place in Marco Island from July 22-24. I will be participating in a panel discussion entitled The Emerging Trends in Transportation: How Do We Get There from Here on July 23<sup>rd</sup>

#### **Surface Transportation Reauthorization**

- House Transportation & Infrastructure Committee Chairman DeFazio (D-OR) introduced HR 7095 - "Investing in a New Vision for the Environment and Surface Transportation in America Act" or the "INVEST in America Act."
- The INVEST in America Act is a 5-year, \$494 billion investment in safety, highways, public transportation, climate, resiliency, focusing on state of good repair and addressing infrastructure backlog, passenger rail, providing access to transportation, and other transportation policy.

- The bill was introduced without any Republican support, unlike the Senate ATIA bill which was a bipartisan bill and approved unanimously by the EPW Committee in July 2019.
- The total bill is not paid for and would require an estimated \$140B in additional revenues.
- The T&I Committee plans to move the bill through Committee June 17 and through the House of Reps in July.

### Comparison of highway and transit funding authorizations.

FAST ACT	2016	2017	2018	2019	2020	TOTAL
Highways (HTF)	\$43,100.0B	\$44,005.1B	\$4,973.2B	\$46,007.6	\$47,104.1B	\$225,190.0B
Transit (HTF)	\$9,347.6B	\$9,733.7B	\$9,733.4B	\$9,939.4B	\$10,150.3B	\$48,904.4B
Capital Investment Grants (Gen Fund)	\$2,441.8B	\$2,441.8B	\$2,441.8B	\$2,441.8B	\$2,441.8B	\$12,209.0B

INVEST	2021	2022	2023	2024	2025	TOTAL
Highways (HTF)	\$61.8 B	\$63B	\$64 B	\$65 B	\$66 B	\$320,156.3 B
Transit (HTF)	\$15,945 B	\$16,185.8 B	\$16,437.6	\$16,700.6 B	\$16,963.6 B	\$82.2B
Capital Investment Grants (Gen Fund)	\$3.2 B	\$3.5 B	\$4.250 B	\$5 B	\$5.5 B	\$21.5 B

ATIA	2021	2022	2023	2024	2025	TOTAL
Highways (HTF)	\$55,127.5B	\$56,224.4B	\$57,405.1B	\$58,669.3B	\$59,842.6B	\$287,266.9B

ATIA is the Senate highway bill. At least three other Senate committee must approve legislation to complete a multi-modal surface transportation bill.

- Fiscal Year 2021 (Covid-19 Response and Recovery)– The first year of the INVEST in America extends the FAST Act but increases the funding – highways (\$14.7 billion flexible funding) and transit formula (\$5.79 billion flexible funding), and transit Capital Investment Grants (\$958 million).
- Allows any funds obligated in FY21 to be up to 100 percent Federal with some exceptions (INFRA Grants, TIFIA, advanced construction).
- Sub-allocates the funds made available to the States in the same proportion as the total funds apportioned to the States in FY20 were sub-allocated.
- Highway funding may be used for the broadest construction eligibilities under the Federal-aid highway program, as well as for transportation-related administrative expenses, including salaries and benefits.
- Transit funding may be used for both capital and operating expenses, including the purchase of personal protective equipment, and paying for administrative leave costs due to reductions in service.

### Executive Order to Expedite the Delivery of Transportation Projects

On June 4<sup>th</sup> the President signed an EO to facilitate the Nation's economic recovery by directing the Secretary of Transportation to use all relevant emergency and other authorities to expedite work on, and completion of, all authorized and appropriated highway and other infrastructure projects that are within the authority of the Secretary to perform or to advance. The Secretary has 30 days to provide a report on the projects that have been expedited.



**TAB 5**

---





metroplan orlando  
A REGIONAL TRANSPORTATION PARTNERSHIP

## Job Description

---

Position Title: Executive Director

Department: Executive

Reports To: MetroPlan Orlando Board

Category: Exempt

---

### Position Summary

The Executive Director of MetroPlan Orlando, which serves as the federally-designated metropolitan planning organization (MPO) for the Orlando Urban Area, is responsible for executing the policies and direction established by the Board in support of transportation needs of the Orlando urban area. The Executive Director oversees the operation of the organization and its staff and reports pertinent information to the Board.

---

### Essential Functions

- Provide leadership and work with the Board to assure comprehensive, cooperative and continuing policies, plans and processes are developed that reflect the current and future transportation and growth management needs of Central Florida's defined "Study Area." (15% of time)
- Assure that the responsibilities of the organization as defined by Federal regulations, Florida Statutes and rules adopted by the Board are conducted appropriately and successfully. (15% of time)
- Facilitate the successful achievement of all the goals and objectives that are explicit or implied in the organization's understanding of the area's "comprehensive transportation system." (10% of time)
- Provide leadership beyond the geographical borders of the organization to promote the development of an effective regional transportation system with neighboring metropolitan planning organizations serving the larger Central Florida market. (5% of time)
- Oversee and assure the highest quality of all products. (5% of time)
- Ensure that communications and coordination between all stakeholders take place in a timely and cooperative manner, providing a framework for building understanding and consensus. (15% of time)
- Continually educate and inform the Board of current issues and directions in transportation planning and funding, including relevant and timely reports. (10% of time)
- Act as a primary advocate within the community, including the media, on the organization's priorities. (10% of time).
- Set parameters, guidelines, scope, accountability and performance standards for all consultants, firms and agencies engaged by the organization. (5% of time)

- Provide a safe, secure, discrimination and harassment free working environment for all staff members. (5% of time).
  - Assure that the MPO in all its dealings with other agencies, consultants and suppliers maintains the highest standards of fiscal control and integrity, consistent with all applicable federal and state requirements. (5% of time).
- 

## Other Functions

- Manage the Director of Transportation Planning, Director of Transportation Systems Management & Operations, Director of Finance and Administration, and the Director of Regional Partnerships. Also, indirectly supervise all other staff members.
- Responsible for the overall direction, coordination and evaluation of all departments.
- Carry out supervisory responsibilities in accordance with the organization's policies and applicable laws.
- Responsibilities include: interviewing, hiring, and training staff members; planning, assigning, and directing work; appraising performance; rewarding and disciplining employees; succession planning; addressing complaints and resolving problems.
- Develop and manage relationships with other transportation agencies and strategic business partners
- Perform additional duties as assigned by the Board.
- Attend relevant meetings involving member organizations and business partners.
- Continually reflect a professional image for the organization.

*Note: The listed duties are only illustrative and are not intended to describe every function that may be performed by this job class. The omission of specific statements does not preclude management from assigning specific duties not listed if such duties are a logical assignment to the position.*

---

## Job Qualifications

### Education, Experience, & Training

- Master's Degree in urban planning, transportation planning, civil engineering or a closely related field
- Ten years' experience directing an organization or business units with previous transportation planning experience
- Familiarity with federal and state laws pertaining to the creation and operation of metropolitan planning organizations
- Experience in both the public and private sectors is preferred
- AICP or other applicable professional certification
- An equivalent combination of education and experience may be considered

### Knowledge, Skills, & Abilities

*To perform this job successfully, an individual must be able to perform each essential duty satisfactorily. The requirements listed below are representative of the knowledge, skills, and/or abilities required.*

- Ability to read, analyze, and interpret common business and technical journals, financial reports and legal documents

- Ability to respond to inquiries or complaints from Board members, the public, regulatory agencies or members of the business community
- Ability to effectively present information to the Board and other groups
- Ability to define problems, collect data, establish facts and draw valid conclusions
- Valid driver's license
- Knowledge of federal and state laws and regulations pertaining to the operating of a metropolitan planning organization
- Knowledge of modern principles, methods and techniques of administration and program planning
- Research skills
- Analytical skills
- Exceptional written and oral communication skills
- Public speaking and presentation skills
- Ability to establish and maintain effective working relationships with federal, state, regional and local agencies, community leaders and the general public
- Leadership and management skills
- Interpersonal skills
- Consensus building
- Organizational skills
- Project management skills
- Active in civic or community oriented associations
- Willingness to travel to community meetings, Board members' offices, consultant's locations, project sites, conference/meeting/event locations. Local Travel constitutes 20% of time; other travel constitutes 10% of time

*It is the individual responsibility of every employee to maintain a current awareness and understanding of appropriate laws, regulations, internal policies and procedures, and to comply fully with those laws, regulations, policies and procedures. Additionally, managers and supervisors are responsible for creating an environment in which they hold their employees accountable for the above.*

### **Physical Requirements**

The work environment for this position is an office setting. Light travel is required within the three-county region and beyond.

---

MetroPlan Orlando is an Equal Opportunity Employer. In compliance with the Americans with Disabilities Act, MetroPlan Orlando will provide reasonable accommodations to qualified individuals with disabilities and encourages both prospective and current employees to discuss potential accommodations with the employer.

All job descriptions are subject to revision and amendment. Job descriptions shall be reviewed and updated, if necessary, at least annually during the normal employee review period. I have received a copy of this job description and am fully aware of the expectations of the job.

---

Executive Director

---

Date

**TAB 6**

---

## Executive Director's Annual Performance Review – August 2020

### Relevant Employment Agreement Provisions

The Board's Personnel Committee has generally considered three relevant provisions of the Employment Agreement during the Executive Director's Annual Review:

1. Paragraph 6 – Base Compensation and Merit Increases
2. Paragraph 7 – Executive Incentive Compensation
3. Paragraph 8 – Deferred Income

Excerpts from the Employment Agreement and background information on each of these provisions are provided on the following pages.

## Paragraph 6 Base Compensation and Merit Increases

### From the Employment Agreement:

***The Chairperson or his/her designee will conduct an annual performance review and determine if a merit increase is to be granted based upon performance and considering national MPO Executive Director compensation data as well as pay for comparable community positions. The merit increase normally will not exceed 10% of the current base compensation. The Chairperson will present the proposed merit increase, if any, to MetroPlan Orlando for its approval or disapproval in its absolute discretion. The written performance appraisal supporting the increase shall be placed in the Executive Director's personnel file. The merit increase will be added to the base compensation.***

### Background Information

The language in the Employment Agreement states that in addition to performance, consideration is given to national MPO Executive Director's compensation and comparable community positions. During my first annual review I did not do a national search for MPO Executive Director's compensation nor did I compare with other local organizations but provided information from other comparable MPOs in Florida to see how we compare within the state.

During the review last year I was instructed that I should provide the information as directed in the employment agreement. This year I provide that additional information.

MetroPlan Orlando is the second largest MPO in the state with a population of 2.2M, serving three counties.

<u>MPO</u>	<u>POPULATION</u>	<u>SALARY</u>
<u>FLORIDA MPOs</u>		
Miami-Dade (single county)	2.8M	\$258,000
Broward (single county)	1.8M	\$219,400
MetroPlan Orlando (3 counties)	2.2M	\$181,500

### COMPARABLE COMMUNITY POSITIONS

CFX	N.A
Lynx	\$203,570

### OUTSIDE FLORIDA

We gathered information from a number of the organizations with whom I interact regularly. I serve with the Executive Directors of each of these organizations on the Executive Directors Council of the National Association of Regional Councils.

<u>MPO</u>	<u>POPULATION</u>	<u>SALARY</u>
<u>MORPC</u> Columbus Ohio	2.4M	\$207,043
<u>DRCOG</u> Denver Colorado	3.1M	\$212,339
<u>MARC</u> Kansas City Missouri	2.0M	\$217,000

<u>MPO</u>	<u>POPULATION</u>	<u>SALARY</u>
<u>Puget Sound Regional Council</u> Seattle Washington	2.2M	\$234,024
<u>Houston/Galveston Regional Council</u> Houston, Texas	6.8M	\$205,875

The Employment Agreement states that the merit increase will normally not exceed 10% of the base salary.

Mr. Huttman's current base salary is \$181,500.

Paragraph 7 – Executive Incentive Compensation

From the Employment Agreement

***The Executive Director is eligible for an annual incentive compensation award. The amount of the incentive award, if any, shall be based on MetroPlan Orlando's assessment of the Executive Director's overall performance. The assessment shall include, but not be limited to, MetroPlan Orlando's annual achievements, meeting MetroPlan Orlando's priorities/expectations and immediate and long term impact on Central Florida. The incentive compensation award, if any, shall be determined by MetroPlan Orlando in its absolute discretion no later than the second meeting of the term year that follows the term year on which the award is based and paid within 30 days after award. Any incentive award granted is not added to the base compensation.***

Background Information

The Executive Incentive Compensation award is at the Board's discretion based on the recommendation from the Personnel Committee.

The 2019 incentive award for Mr. Huttman was 5%.



## Paragraph 8 - Deferred Compensation

### From the Original Employment Agreement

***In addition to his base salary, the Executive Director shall earn Ten Thousand Dollars per year (\$10,000.00) in deferred income for each year he is employed under this contract. MetroPlan Orlando will make prorated payments during each pay period to a Deferred Income Account chosen jointly by the Executive Director and MetroPlan Orlando. All contributions to and interest earned to this account are governed by and subject to federal and state statutes. Executive Director's right to such account shall not be affected by the termination of his employment with MetroPlan Orlando for any reason whatsoever.***

### Background Information

Current federal legislation allows up to \$26,000 per year to be placed into a deferred compensation plan for individuals over 50.

Mr. Huttman's deferred compensation for his second year as Executive Director was increased from the first year (\$10,000.00 as stated above from the original employment agreement) to \$15,000.

**TAB 7**

---



metroplan orlando

A REGIONAL TRANSPORTATION PARTNERSHIP

September 9, 2020

To: Board Members

From: Board Personnel Committee Members:  
Commissioner Bob Dallari, Board Chairman  
Commissioner Viviana Janer, Board Vice Chairwoman  
Commissioner Mayra Uribe, Board Secretary Treasurer  
Commissioner Betsy VanderLey, Immediate-Past Board Chairwoman  
Mayor Dale McDonald, City of Maitland

Subject: Executive Director's Annual Review

The Board's Personnel Committee met on August 12, 2020 to conduct the Executive Director's annual review. The Personnel Committee members attending included Board Chairman Bob Dallari, Board Vice Chairwoman Commissioner Viviana Janer, Board Secretary Treasurer Commissioner Mayra Uribe, Immediate Past Board Chairwoman Commissioner Betsy VanderLey and Mayor Dale McDonald.

All Board members were invited to provide comments in advance of this meeting for consideration in conducting this review. We want to thank all of the Board members who took part in this process.

Mr. Huttman provided us with a report that contained goals, accomplishments, relevant provisions from our employment agreement, and salary information for comparable agencies as stated in the Employment Agreement. This information was very helpful and was utilized during the Committee's deliberations and in their recommendation.

The Personnel Committee submits this report and recommendations for approval as part of the Consent Agenda for the September 9, 2020 Board meeting.

#### Summary of Executive Director's Performance

#### [Highlights of personnel committee discussion]

#### Recommendations

[Actual recommendation for base salary, deferred compensation, and Executive Incentive Payment]

If you have any questions regarding the Personnel Committee's report, please contact Mr. Jay Small, our General Counsel, at 407.425.9044.

## Executive Director's Annual Performance Review – August 2020

### Relevant Employment Agreement Provisions

The Board's Personnel Committee has generally considered three relevant provisions of the Employment Agreement during the Executive Director's Annual Review:

1. Paragraph 6 – Base Compensation and Merit Increases
2. Paragraph 7 – Executive Incentive Compensation
3. Paragraph 8 – Deferred Income

Excerpts from the Employment Agreement and background information on each of these provisions are provided on the following pages.

## Paragraph 6 Base Compensation and Merit Increases

From the Employment Agreement:

***The Chairperson or his/her designee will conduct an annual performance review and determine if a merit increase is to be granted based upon performance and considering national MPO Executive Director compensation data as well as pay for comparable community positions. The merit increase normally will not exceed 10% of the current base compensation. The Chairperson will present the proposed merit increase, if any, to MetroPlan Orlando for its approval or disapproval in its absolute discretion. The written performance appraisal supporting the increase shall be placed in the Executive Director's personnel file. The merit increase will be added to the base compensation.***

### Background Information

The language in the Employment Agreement states that in addition to performance, consideration is given to national MPO Executive Director's compensation and comparable community positions. During my first annual review I did not do a national search for MPO Executive Director's compensation nor did I compare with other local organizations but provided information from other comparable MPOs in Florida to see how we compare within the state.

During the review last year I was instructed that I should provide the information as directed in the employment agreement. This year I provide that additional information.

MetroPlan Orlando is the second largest MPO in the state with a population of 2.2M, serving three counties.

<u>MPO</u>	<u>POPULATION</u>	<u>SALARY</u>
<b><u>FLORIDA MPOs</u></b>		
Miami-Dade (single county)	2.8M	\$258,000
Broward (single county)	1.8M	\$219,400
<b><u>North Florida TPO (4 counties)</u></b>	<b><u>1.4M</u></b>	<b><u>\$210,000</u></b>
MetroPlan Orlando (3 counties)	2.2M	\$181,500
<b><u>COMPARABLE COMMUNITY POSITIONS</u></b>		
CFX	N.A	
Lynx	\$203,570	

### **OUTSIDE FLORIDA**

We gathered information from a number of the organizations with whom I interact regularly. I serve with the Executive Directors of each of these organizations on the Executive Directors Council of the National Association of Regional Councils.

<u>MPO</u>	<u>POPULATION</u>	<u>SALARY</u>
<b><u>MORPC</u></b>	2.4M	\$207,043
Columbus Ohio		
<b><u>DRCOG</u></b>	3.1M	\$212,339
Denver Colorado		
<b><u>MARC</u></b>	2.0M	\$217,000
Kansas City Missouri		

<u>MPO</u>	<u>POPULATION</u>	<u>SALARY</u>
<u>Puget Sound Regional Council</u> Seattle Washington	2.2M	\$234,024
<u>Houston/Galveston Regional Council</u> Houston, Texas	6.8M	\$205,875

The Employment Agreement states that the merit increase will normally not exceed 10% of the base salary.

Mr. Huttman's current base salary is \$181,500.

## Paragraph 7 – Executive Incentive Compensation

### From the Employment Agreement

*The Executive Director is eligible for an annual incentive compensation award. The amount of the incentive award, if any, shall be based on MetroPlan Orlando's assessment of the Executive Director's overall performance. The assessment shall include, but not be limited to, MetroPlan Orlando's annual achievements, meeting MetroPlan Orlando's priorities/expectations and immediate and long term impact on Central Florida. The incentive compensation award, if any, shall be determined by MetroPlan Orlando in its absolute discretion no later than the second meeting of the term year that follows the term year on which the award is based and paid within 30 days after award. Any incentive award granted is not added to the base compensation.*

### Background Information

The Executive Incentive Compensation award is at the Board's discretion based on the recommendation from the Personnel Committee.

The 2019 incentive award for Mr. Huttman was 5%.



## Paragraph 8 - Deferred Compensation

### From the Original Employment Agreement

***In addition to his base salary, the Executive Director shall earn Ten Thousand Dollars per year (\$10,000.00) in deferred income for each year he is employed under this contract. MetroPlan Orlando will make prorated payments during each pay period to a Deferred Income Account chosen jointly by the Executive Director and MetroPlan Orlando. All contributions to and interest earned to this account are governed by and subject to federal and state statutes. Executive Director's right to such account shall not be affected by the termination of his employment with MetroPlan Orlando for any reason whatsoever.***

### Background Information

Current federal legislation allows up to \$26,000 per year to be placed into a deferred compensation plan for individuals over 50.

Mr. Huttman's deferred compensation for his second year as Executive Director was increased from the first year (\$10,000.00 as stated above from the original employment agreement) to \$15,000.



## **Board Action Fact Sheet**

**Meeting Date:** Sept. 09, 2020

**Agenda Item:** VIII.D. (Tab 1)

**Roll Call Vote:** No

**Action Requested:** Ratification of FY'20 Budget Amendment #7

**Reason:** To ratify the budget amendment which was approved by the Board Chairman on July 31, 2020 and was requested at the June 10, 2020 Board meeting to prevent issues with year-end grant billing and budget.

**Summary/Key Information:** The MetroPlan Orlando fiscal year ended on June 30 and closed on August 4. To prevent issues with year-end grant billings including over-spent UPWP tasks, staff requested that the board allow the Chairman to approve a budget amendment after the year ended. The original request was approved at the June 10, 2020 board meeting.

**MetroPlan Budget Impact:** None

**Local Funding Impact:** None

**Committee Action:**

CAC:	N/A
TSMO:	N/A
TAC:	N/A
MAC:	N/A

**Staff Recommendation:** Recommends approval

**Supporting Information:** The budget amendment document and updated agencywide budget for FY'20 are available under tab 1.

## FINANCE USE ONLY:

Approved Bd Mtg:  
Agenda Item #:

Entered:

B E No. :  
FDOT No. :

FY 2020

7

M12

## REQUEST FOR UPWP BUDGET AMENDMENT

DATE: 7/30/2020

(WHOLE DOLLARS ONLY)

<u>PROJECT</u>	<u>ELEMENT</u>	<u>CODE</u>	<u>DESCRIPTION</u>	<u>AMOUNT</u>	
				<u>REVENUES</u>	<u>EXPENDITURES</u>
34020	420850	50000	Salaries		612
34020	420850	50500	Fringe Benefits		64
34020	420850	59700	Indirect Costs		407
34020	420850	60800	Graphic Printing & Binding		(735)
34020	420850	61100	Office Supplies		(389)
34020	420850	61200	Postage		(27)
34020	420850	63400	Advertising/Public Notice		68
36019	619100	50000	Salaries		17
36019	619100	59700	Indirect Costs		998
36019	619300	50000	Salaries		(301)
36019	619300	59700	Indirect Costs		62
36019	619400	50000	Salaries		411
36019	619400	50500	Fringe Benefits		133
36019	619400	59700	Indirect Costs		104
36019	619810	50000	Salaries		(305)
36019	619810	50500	Fringe Benefits		(133)
36019	619810	59700	Indirect Costs		(986)
36020	620110	50000	Salaries		1,835
36020	620110	50500	Fringe Benefits		359
36020	620110	59700	Indirect Costs		908
36020	620130	50000	Salaries		2,838
36020	620130	50500	Fringe Benefits		547
36020	620130	59700	Indirect Costs		1,422
36020	620300	50500	Fringe Benefits		(202)
36020	620300	59700	Indirect Costs		(350)
36020	620400	50000	Salaries		(156)
36020	620400	50500	Fringe Benefits		(411)
36020	620400	59700	Indirect Costs		649
36020	620400	63000	Consultants		(7,551)
36020	620700	50000	Salaries		616
36020	620700	50500	Fringe Benefits		(293)
36020	620700	59700	Indirect Costs		1,097
36020	620810	59700	Indirect Costs		(1,308)
37020	720100	50500	Fringe Benefits		3,743

## FINANCE USE ONLY:

Approved Bd Mtg:  
Agenda Item #:

Entered:

B E No. :  
FDOT No. :

FY 2020

7  
M12

37020	720100	59700	Indirect Costs	7,746
37020	720100	61300	Books, Subs, & Publications	334
37020	720100	61700	Seminar & Conf Registrations	(8,873)
37020	720100	61900	Travel Expenses	(23,000)
37020	720100	62000	Small Tools/Office Machinery	3,050
37020	720110	59700	Indirect Costs	(980)
37020	720130	50000	Salaries	7,024
37020	720130	50500	Fringe Benefits	1,565
37020	720130	59700	Indirect Costs	3,121
37020	720130	61200	Postage	793
37020	720140	59700	Indirect Costs	(1,708)
37020	720210	50500	Fringe Benefits	(281)
37020	720210	59700	Indirect Costs	(611)
37020	720500	59700	Indirect Costs	(2,476)
37020	720610	50000	Salaries	7,123
37020	720610	50500	Fringe Benefits	1,751
37020	720610	59700	Indirect Costs	2,851
37020	720810	62900	Pass-Through Expenses	40
37020	720850	50500	Fringe Benefits	(665)
37020	720850	59700	Indirect Costs	(1,347)
37020	720850	63400	Advertising/Public Notice	800
38020	820100	50000	Salaries	3,077
38020	820100	50500	Fringe Benefits	720
38020	820100	59700	Indirect Costs	1,305
38020	820110	50000	Salaries	487
38020	820110	59700	Indirect Costs	927
38020	820120	50000	Salaries	(3,305)
38020	820120	50500	Fringe Benefits	(1,782)
38020	820120	59700	Indirect Costs	(1,195)
38020	820130	50000	Salaries	(2,338)
38020	820130	50500	Fringe Benefits	(808)
38020	820130	59700	Indirect Costs	(595)
38020	820200	50000	Salaries	(6,676)
38020	820200	50500	Fringe Benefits	(2,450)
38020	820200	59700	Indirect Costs	(1,125)
38020	820200	63000	Consultants	12,500
38020	820220	50000	Salaries	(3,168)
38020	820220	50500	Fringe Benefits	(1,073)
38020	820220	59700	Indirect Costs	(704)
38020	820300	59700	Indirect Costs	45
38020	820400	50000	Salaries	(9,011)
38020	820400	59700	Indirect Costs	(3,983)
38020	820400	63000	Consultants	107,055
38020	820500	59700	Indirect Costs	(597)

## FINANCE USE ONLY:

Approved Bd Mtg:  
Agenda Item #:

Entered:

B E No. :  
FDOT No. :

FY 2020

7  
M12

38020	820500	63000	Consultants	(96,364)
38020	820600	59700	Indirect Costs	(1,414)
38020	820700	63000	Consultants	(12,000)
38020	820800	59700	Indirect Costs	(409)
38020	820820	63000	Consultants	(43,668)
38020	820840	50000	Salaries	(5,891)
38020	820840	50500	Fringe Benefits	(947)
38020	820840	59700	Indirect Costs	(2,267)
38020	820870	50000	Salaries	2,326
38020	820870	50500	Fringe Benefits	163
38020	820870	59700	Indirect Costs	1,711
38020	820870	63000	Consultants	72,752
38020	820880	59700	Indirect Costs	(1,298)
999000	--	60500	Computer Operations (Indirect)	10,624
999000	--	61500	Rent (Indirect)	(10,624)
998000	--	50600	Fringe FICA - Employer	(14,331)
998000	--	50800	Fringe Health Insurance - Employer	14,331

TOTAL: \$ 0.00 0.00

## REASON(S):

1) To reallocate overspent UPWP tasks/elements; 2) to reallocate line item budget. Total budget and grant budgets did not change with this modification.

Finance Director's Signature:

Jason Loschiavo

Jason Loschiavo (Jul 30, 2020 14:13 EDT)

Jason S. Loschiavo

Date: Jul 30, 2020

Executive Director's Signature:

Gary Huttmann

Gary Huttmann (Jul 30, 2020 14:19 EDT)

Gary D. Huttmann

Date: Jul 30, 2020

MetroPlan Orlando Board Chairman

R. Dallari

R. Dallari (Jul 31, 2020 10:43 EDT)

Commissioner Bob Dallari

Date: Jul 31, 2020

REMARKS:

Revised 10/24/16










# Year End Budget Amendment

Final Audit Report

2020-07-31

Created:	2020-07-30
By:	Jason Loschiavo (jloschiavo@metroplanorlando.org)
Status:	Signed
Transaction ID:	CBJCHBCAABAAGihsu_rQBpaxgCvaQgREV6oOE-x1pPf9

## "Year End Budget Amendment" History

-  Document created by Jason Loschiavo (jloschiavo@metroplanorlando.org)  
2020-07-30 - 6:11:47 PM GMT- IP address: 71.43.116.210
-  Document e-signed by Jason Loschiavo (jloschiavo@metroplanorlando.org)  
Signature Date: 2020-07-30 - 6:13:15 PM GMT - Time Source: server- IP address: 71.43.116.210
-  Document emailed to Gary Huttman (ghuttman@metroplanorlando.org) for signature  
2020-07-30 - 6:13:16 PM GMT
-  Email viewed by Gary Huttman (ghuttman@metroplanorlando.org)  
2020-07-30 - 6:29:25 PM GMT- IP address: 71.43.116.210
-  Document e-signed by Gary Huttman (ghuttman@metroplanorlando.org)  
Signature Date: 2020-07-30 - 6:29:47 PM GMT - Time Source: server- IP address: 71.43.116.210
-  Document emailed to R Dallari (bdallari@seminolecountyfl.gov) for signature  
2020-07-30 - 6:29:49 PM GMT
-  Email viewed by R Dallari (bdallari@seminolecountyfl.gov)  
2020-07-31 - 2:31:16 PM GMT- IP address: 72.239.94.159
-  Document e-signed by R Dallari (bdallari@seminolecountyfl.gov)  
Signature Date: 2020-07-31 - 2:43:36 PM GMT - Time Source: server- IP address: 72.239.94.159
-  Signed document emailed to Gary Huttman (ghuttman@metroplanorlando.org), Kendra Young (kyoung@seminolecountyfl.gov), R Dallari (bdallari@seminolecountyfl.gov), and Jason Loschiavo (jloschiavo@metroplanorlando.org)  
2020-07-31 - 2:43:36 PM GMT



Adobe Sign

**METROPLAN ORLANDO**  
**AGENCYWIDE REVENUE AND EXPENDITURE LINE ITEM BUDGET**  
**FY 2019/2020**

**REVENUES**

BE7

**ACCOUNT**

**FY2020**

**CODE DESCRIPTION**

**40000 FEDERAL REVENUES**

FHWA PL Planning Funds	1878581
NEW FTA Sec 5305d Planning Funds X014	901356
Carryfwd from FTA X013	527606
Carryfwd from FTA X012	40320
SU (NEW) TSR & TSMO Position	1340299
Multimodal Connectivity Grant (FY'19 Carryfwd)	63929
Traffic Signal Timing-SU (FY'19)	280733

<b>TOTAL FEDERAL REVENUES</b>	<b>\$ 5,032,824</b>
-------------------------------	---------------------

**41000 STATE REVENUES**

NEW FTA Sec 5305d Planning Funds X014	112669
Carryfwd from FTA X013	65950
Carryfwd from FTA X012	5040
Transportation Disadvantaged Planning Funds NEW	102286

<b>TOTAL STATE REVENUES</b>	<b>\$ 285,945</b>
-----------------------------	-------------------

**LOCAL REVENUES**

42900 Orange Co. Assessment	\$ 506,411
43000 Osceola Co. Assessment	\$ 140,064
43100 Seminole Co. Assessment	\$ 179,790
43200 Altamonte Springs Assessment	\$ 22,474
43300 Kissimmee Assessment	\$ 36,185
43400 Orlando Assessment	\$ 142,550
43500 Sanford Assessment	\$ 29,517
44300 Apopka Assessment	\$ 25,838
43700 CFX	\$ 25,000
43800 Sanford Airport Authority	\$ 25,000
43900 GOAA	\$ 25,000
44000 LYNX	\$ 25,000
44100 Belle Isle	\$ 506
44110 Eatonville	\$ 169
44120 Edgewood	\$ 198
44130 Maitland	\$ 1,356
44140 Oakland	\$ 227
44150 Ocoee	\$ 3,329
44160 Windermere	\$ 213
44170 Winter Garden	\$ 3,273
44180 Winter Park	\$ 2,201
44190 St. Cloud	\$ 3,389
44200 Casselberry	\$ 2,169
44210 Lake Mary	\$ 1,220
44220 Longwood	\$ 1,113
44230 Oviedo	\$ 2,895
44240 Winter Springs	\$ 2,742

<b>TOTAL LOCAL ASSESSMENTS</b>	<b>\$ 1,207,829</b>
--------------------------------	---------------------

**OTHER REVENUES**

45000 Interest Income	90000
47000 Reimbursement of Claims & Expenses	12500
48900 Other Grant/Contribution Income (MPO Alliance/CFL Transit Study)	25000
49700 Cash Carryforward	304082

<b>TOTAL LOCAL REVENUES (ASSESSMENTS + OTHER)</b>	<b>\$ 1,639,411</b>
---	---------------------

**METROPLAN ORLANDO**  
**AGENCYWIDE REVENUE AND EXPENDITURE LINE ITEM BUDGET**  
**FY 2019/2020**

49800	Local Match Transfer Out for New FTA X014	\$	112,669
49800	Local Match Transfer Out for Rollover FTA X013	\$	65,950
49800	Local Match Transfer Out for Rollover FTA X012	\$	5,040
<b>TOTAL LOCAL MATCH</b>		<b>\$</b>	<b>183,659</b>
<b>TOTAL REVENUES:</b>		<b>\$</b>	<b>7,141,839</b>

**EXPENDITURES**

**ACCOUNT**

<b>CODE</b>	<b>DESCRIPTION</b>	
50000	Salaries, Leave & Car Allow.	1,749,771
50600	Fringe - FICA Employer	119,893
50700	Fringe - Unemployment Ins	10,000
50800	Fringe - Health Insurance Emplr.	248,292
50900	Fringe - Dental Insurance Emplr.	5,902
51000	Fringe - Life Insurance Emplr.	1,447
51100	Fringe - Long-Term Disability	2,598
51200	Fringe - Workers Comp Ins.	4,000
51300	Fringe Pension Fund ICMA 401	173,956
51500	Fringe - VisionCare Insurance	1,376
51600	Fringe - Short-Term Disability	2,472
51700	Fringe - Grant Carry Forward	0
59800	Local Match Transfer Out	183,659
60400	Audit Fees	40,000
60500	I-Computer Operations	72,067
60600	Dues and Memberships	19,978
60700	Equipment	14,200
60800	Graphic Printing & Binding	31,806
60900	Insurance	33,014
61000	Legal Fees	42,000
61100	Office Supplies	38,023
61200	Postage	4,456
61300	Books, Subscrips & Pubs	8,055
61400	Deferred Comp 457 Ex Dir	18,000
61500	I- Rent	292,468
61600	I-Equipment Rent & Maintenance	27,396
61700	Seminars & Conf. Registration	14,282
61800	I - Telephone	9,730
61900	Travel Expenses	35,600
62000	Small Tools/Office Machinery	4,250
62100	HSA Employer Contribution	12,500
62200	Computer Software	7,500
62500	Contingency	6,235
62600	Contractual/Temporary Services	3,530
62900	Pass-Through Expenses	1,219,769
63000	Consultants	2,542,261
63100	Repair & Maintenance	1,200
63400	Advertising/Public Notice	12,323
64100	Other Miscellaneous Expense	6,690
64300	Awards & Promotional Expense	8,000
64400	Contributions	100,950
64500	Educational Reimbursement	1,690
64600	Comm. Relations Sponsorships	10,500
64700	Grant Carry Forward - Indirect	0
<b>TOTAL EXPENDITURES:</b>		<b>7,141,839</b>





## **Board Action Fact Sheet**

**Meeting Date:** Sept. 9, 2020

**Agenda Item:** VIII.E. (Tab 1)

**Roll Call Vote:** No

<b>Action Requested:</b>	Approval to extend the State Legislative Consultant contract with Peebles Smith & Matthews, Inc, for one additional year.
<b>Reason:</b>	The current contract with Peebles Smith & Matthews, Inc. is set to expire on October 31, 2020 if it is not extended.
<b>Summary/Key Information:</b>	The term of this Agreement was from November 1, 2017 through October 31, 2020. The Agreement may be renewed for two (2) additional one (1) year periods up to a maximum cumulative total of five (5) years at the same fees, terms, and conditions. Any change in fee, terms or conditions shall be accomplished by written amendment to the contract.
<b>MetroPlan Budget Impact:</b>	MetroPlan Orlando has funds budgeted to continue this work.
<b>Local Funding Impact:</b>	None
<b>Committee Action:</b>	CAC: N/A TSMO: N/A TAC: N/A MAC: N/A
<b>Staff Recommendation:</b>	Recommends approval
<b>Supporting Information:</b>	None



## **Board Action Fact Sheet**

**Meeting Date:** Sept. 9, 2020

**Agenda Item:** VIII.F. (Tab 1)

**Roll Call Vote:** No

**Action Requested:** Approval of FY'21 Budget Amendment #1

**Reason:** This budget amendment will roll forward FTA grants from prior year and add a new USDOT grant for Crash Predictions for Expedited Detection (CPED). In addition, the amendment will move SU funds for MTP activities and adjust local, PL, FTA, and SU funds to reconcile the budget

**Summary/Key Information:** Prior year grants could not be accurately budgeted until Fiscal Year 2020 ended. This amendment rolls forward prior year budgets and adds a new USDOT grant. This amendment will also update tables in the UPWP that were requested by FDOT to better show how MetroPlan Orlando receives funds from other MPOs for the CFMPOA.

**MetroPlan Budget Impact:** Overall impact to the MetroPlan budget is an increase of \$360,124.

**Local Funding Impact:** There was no change to the total Local funds budget.

**Committee Action:**

CAC:	N/A
TSMO:	N/A
TAC:	N/A
MAC:	N/A

**Staff Recommendation:** Recommends approval

**Supporting Information:** The budget amendment document, updated agencywide budget, and updated tasks and tables are available under tab 1.

## FINANCE USE ONLY:

Approved Bd Mtg:  
Agenda Item #:

Entered:

B E No. :  
FDOT No. :

FY 2020

1  
M1

## REQUEST FOR UPWP BUDGET AMENDMENT

DATE: 8/26/2020

(WHOLE DOLLARS ONLY)

PROJECT	ELEMENT	CODE	DESCRIPTION	AMOUNT	
				REVENUES	EXPENDITURES
36019	--	40000	Federal Grant Revenue	100,129	
36019	--	41000	State Grant Revenue	12,516	
36019	--	49800	Local Funds Transfer	12,516	
36019	619010	50000	Salaries		(2,300)
36019	619010	50500	Fringe Benefits		(774)
36019	619010	59700	Indirect Costs		(574)
36019	619035	62900	Pass-Through Expenses		128,809
36020	--	40000	Federal Grant Revenue	(47,623)	
36020	--	41000	State Grant Revenue	(5,953)	
36020	--	49800	Local Funds Transfer	(5,953)	
36020	620022	50000	Salaries		(30,363)
36020	620022	50500	Fringe Benefits		(10,223)
36020	620022	59700	Indirect Costs		(7,596)
36020	619035	62900	Pass-Through Expenses		(11,347)
36021	621100	50000	Salaries		2,300
36021	621100	50500	Fringe Benefits		774
36021	621100	59700	Indirect Costs		574
36021	621100	63000	Consultants		(51,830)
36021	621220	50000	Salaries		30,363
36021	621220	50500	Fringe Benefits		10,223
36021	621220	59700	Indirect Costs		7,596
37021	721100	59800	Local Match Transfer Out		6,563
37021	721100	62500	Contingency		(6,563)
34421	--	40000	Federal Grant Revenue	294,492	
34421	341330	50000	Salaries		17,251
34421	341330	50500	Fringe Benefits		5,808
34421	341330	59700	Indirect Costs		4,316
34421	341330	61900	Travel		3,292
34421	341330	63000	Consultants		263,825
34321	321130	63000	Consultants		100,000
34321	321330	50000	Salaries		(10,921)
34321	321330	50500	Fringe Benefits		(3,677)

FINANCE USE ONLY:

Approved Bd Mtg:  
Agenda Item #:

Entered:

B E No. :  
FDOT No. :

FY 2020

1  
M1

34321	321330	59700	Indirect Costs	(2,732)
34321	321330	63000	Consultants	17,330
34321	321340	63000	Consultants	(100,000)
38021	821330	50000	Salaries	(6,330)
38021	821330	50500	Fringe Benefits	(2,131)
38021	821330	59700	Indirect Costs	(1,584)
38021	821130	63000	Consultants	10,045

TOTAL: \$ 360,124.00 360,124.00

REASON(S):

1) To roll forward FTA grants from prior year; 2)To reallocate new FTA funds to reconcile old FTA grants; 4) To add local match for FTA grants that rolled forward; 5) To add new direct recipient DOT grant for Crash Predictions for Expedited Detection (CPED) and reallocate SU and PL to reconcile staff salaries; 6) To reallocate SU funds for MTP activities

Finance Director's Signature:

\_\_\_\_\_  
Jason S. Loschiavo

Date:

Executive Director's Signature:

\_\_\_\_\_  
Gary D. Huttman

Date:

REMARKS:

Revised 10/24/16

METROPLAN ORLANDO  
AGENCYWIDE REVENUE AND EXPENDITURE LINE ITEM BUDGET  
FY 2020/2021

**REVENUES**

ACCOUNT		BE1 FY 2021
<b>CODE</b>	<b>DESCRIPTION</b>	
40000	<b>FEDERAL REVENUES</b>	
	FHWA PL Planning Funds	2498737
	NEW FTA Sec 5305d Planning Funds X015	973106
	Carryfwd from FTA X014	531577
	Carryfwd from FTA X013	236129
	SU (NEW) TSR & TSMO Position	2109701
	DOT - CPED Grant	\$ 294,492
	<b>TOTAL FEDERAL REVENUES</b>	<b>\$ 6,643,742</b>
41000	<b>STATE REVENUES</b>	
	NEW FTA Sec 5305d Planning Funds X015	121638
	Carryfwd from FTA X014	66447
	Carryfwd from FTA X013	29516
	Transportation Disadvantaged Planning Funds NEW	102286
	<b>TOTAL STATE REVENUES</b>	<b>\$ 319,887</b>
	<b>LOCAL REVENUES</b>	
42900	Orange Co. Assessment	\$ 520,938
43000	Osceola Co. Assessment	\$ 147,876
43100	Seminole Co. Assessment	\$ 183,087
43200	Altamonte Springs Assessment	\$ 22,647
43300	Kissimmee Assessment	\$ 37,400
43400	Orlando Assessment	\$ 145,900
43500	Sanford Assessment	\$ 30,135
44300	Apopka Assessment	\$ 26,202
43700	CFX	\$ 25,000
43800	Sanford Airport Authority	\$ 25,000
43900	GOAA	\$ 25,000
44000	LYNX	\$ 25,000
44100	Belle Isle	\$ 519
44110	Eatonville	\$ 165
44120	Edgewood	\$ 191
44130	Maitland	\$ 1,487
44140	Oakland	\$ 237
44150	Ocoee	\$ 3,354
44160	Windermere	\$ 209
44170	Winter Garden	\$ 3,330
44180	Winter Park	\$ 2,131
44190	St. Cloud	\$ 3,374
44200	Casselberry	\$ 2,117
44210	Lake Mary	\$ 1,230
44220	Longwood	\$ 1,115
44230	Oviedo	\$ 2,821
44240	Winter Springs	\$ 2,720
	<b>TOTAL LOCAL ASSESSMENTS</b>	<b>\$ 1,239,185</b>
	<b>OTHER REVENUES</b>	
45000	Interest Income	60000
47000	Reimbursement of Claims & Expenses	12500
48900	Other Grant/Contribution Income (MPO Alliance)	25000
49700	Cash Carryforward	358129
	<b>TOTAL LOCAL REVENUES (ASSESSMENTS + OTHER)</b>	<b>\$ 1,694,814</b>

**METROPLAN ORLANDO**  
**AGENCYWIDE REVENUE AND EXPENDITURE LINE ITEM BUDGET**  
**FY 2020/2021**

49800	Local Match Transfer Out for New FTA X015	\$ 121,638
49800	Local Match Transfer Out for Rollover FTA X014	\$ 66,447
49800	Local Match Transfer Out for Rollover FTA X013	\$ 29,516
	<b>TOTAL LOCAL MATCH</b>	<b>\$ 217,601</b>
<b>TOTAL REVENUES:</b>		<b>\$ 8,876,044</b>

**EXPENDITURES**

**ACCOUNT**

<b>CODE</b>	<b>DESCRIPTION</b>	
50000	Salaries, Leave & Car Allow.	1,822,218
50600	Fringe - FICA Employer	126,099
50700	Fringe - Unemployment Ins	10,000
50800	Fringe - Health Insurance Emplr.	270,861
50900	Fringe - Dental Insurance Emplr.	5,699
51000	Fringe - Life Insurance Emplr.	1,282
51100	Fringe - Long-Term Disability	2,331
51200	Fringe - Workers Comp Ins.	4,000
51300	Fringe Pension Fund ICMA 401	180,722
51500	Fringe - VisionCare Insurance	1,428
51600	Fringe - Short-Term Disability	0
51700	Fringe - Grant Carry Forward	0
59800	Local Match Transfer Out	217,601
60400	Audit Fees	41,500
60500	I-Computer Operations	99,636
60600	Dues and Memberships	20,579
60700	Equipment	242,000
60800	Graphic Printing & Binding	25,920
60900	Insurance	29,023
61000	Legal Fees	50,000
61100	Office Supplies	37,500
61200	Postage	3,300
61300	Books, Subscrips & Pubs	8,716
61400	Deferred Comp 457 Ex Dir	18,000
61500	I- Rent	243,269
61600	I-Equipment Rent & Maintenance	18,779
61700	Seminars & Conf. Registration	41,640
61800	I - Telephone	9,250
61900	Travel Expenses	100,792
62000	Small Tools/Office Machinery	1,200
62100	HSA Employer Contribution	12,500
62200	Computer Software	5,000
62500	Contingency	15,831
62600	Contractual/Temporary Services	3,530
62700	Interest Expense	72,283
62900	Pass-Through Expenses	1,353,531
63000	Consultants	3,636,429
63100	Repair & Maintenance	1,800
63400	Advertising/Public Notice	11,855
64100	Other Miscellaneous Expense	6,690
64300	Awards & Promotional Expense	8,000
64400	Contributions	100,950
64500	Educational Reimbursement	1,800
64600	Comm. Relations Sponsorships	12,500
64700	Grant Carry Forward - Indirect	0
<b>TOTAL EXPENDITURES:</b>		<b>8,876,044</b>

MetroPlan Orlando Unified Planning Work Program  
Fiscal Years 2020/2021 & 2021/2022

Task 210 - Interregional Transportation Planning & Coordination								
Estimated Budget Detail for FY 2021								
Budget Category/Description		Local	Recelpt of annual fee from CFMPO Alliance (PL)*	FHWA (PL)	FTA 5305(d) - X015			Total
					Federal	State Match	Local Match	
A. Personnel Services								
	MPO staff salaries, fringe benefits, and other deductions	\$ 71,415	\$ 21,060	\$ 26,267				\$ 118,742
	Subtotal:	\$ 71,415	\$ 21,060	\$ 26,267	\$ -	\$ -	\$ -	\$ 118,742
B. Consultant Services/Pass Thru								
	Contract/Consultant Services							\$ -
	Pass Thru							\$ -
	Subtotal:	\$ -		\$ -	\$ -	\$ -	\$ -	\$ -
C. Travel								
	Travel Expenses	\$ -						\$ -
	Subtotal:	\$ -		\$ -	\$ -	\$ -	\$ -	\$ -
D. Indirect Expenses								
	Actual indirect expenses allocated based on salary, leave and fringe costs - See Appendix B - Cost Allocation Plan for more details	\$ 13,368	\$ 3,940	\$ 4,916				\$ 22,224
	Subtotal:	\$ 13,368	\$ 3,940	\$ 4,916	\$ -	\$ -	\$ -	\$ 22,224
E. Other Direct Expenses								
	Advertising/Public Notice	\$ 1,050						\$ 1,050
	Contributions	500						\$ 500
	Equipment/Small Tools/Office Machinery	\$ 2,000						\$ 2,000
	Office Supplies/Postage/Graphic Design	\$ 1,500						\$ 1,500
	Other Miscellaneous Expense	2,000						\$ 2,000
	Subtotal:	\$ 7,050		\$ -	\$ -	\$ -	\$ -	\$ 7,050
	Total:	\$ 91,833	\$ 25,000	\$ 31,183	\$ -	\$ -	\$ -	\$ 148,016

\*CFMPO Alliance members: Metroplan Orlando, River to Sea TPO, Space Coast TPO, Lake-Sumter MPO, Ocala-Marion MPO, & Polk TPO

\*All Federal funds, including fund transfers, apply the required non-federal match.

Task 210 - Interregional Transportation Planning & Coordination								
Estimated Budget Detail for FY 2022								
Budget Category/Description		Local*	Receipt of annual fee from CFMPO Alliance (PL)*	FHWA (PL)	FTA 5305(d) - X016			Total
					Federal	State Match	Local Match	
A. Personnel Services								
	MPO staff salaries, fringe benefits, and other deductions	\$ 79,074	\$ 21,222	\$ 27,432				\$ 127,728
	Subtotal:	\$ 79,074	\$ 21,222	\$ 27,432	\$ -	\$ -	\$ -	\$ 127,728
B. Consultant Services/Pass Thru								
	Contract/Consultant Services							\$ -
	Pass Thru							\$ -
	Subtotal:	\$ -		\$ -	\$ -	\$ -	\$ -	\$ -
C. Travel								
	Travel Expenses	\$ -						\$ -
	Subtotal:	\$ -		\$ -	\$ -	\$ -	\$ -	\$ -
D. Indirect Expenses								
	Actual indirect expenses allocated based on salary, leave and fringe costs - See Appendix B - Cost Allocation Plan for more details	\$ 14,080	\$ 3,778	\$ 4,884				\$ 22,742
	Subtotal:	\$ 14,080	\$ 3,778	\$ 4,884	\$ -	\$ -	\$ -	\$ 22,742
E. Other Direct Expenses								
	Advertising/Public Notice	\$ 1,050						\$ 1,050
	Contributions	500						\$ 500
	Equipment/Small Tools/Office Machinery	\$ 2,000						\$ 2,000
	Office Supplies/Postage/Graphic Design	\$ 1,500						\$ 1,500
	Other Miscellaneous Expense	2,000						\$ 2,000
	Subtotal:	\$ 7,050		\$ -	\$ -	\$ -	\$ -	\$ 7,050
	Total:	\$ 100,204	\$ 25,000	\$ 32,316	\$ -	\$ -	\$ -	\$ 157,520

\*CFMPO Alliance members: Metroplan Orlando, River to Sea TPO, Space Coast TPO, Lake-Sumter MPO, Ocala-Marion MPO, & Polk TPO

\*All Federal funds, including fund transfers, apply the required non-federal match.

UNIFIED PLANNING WORK PROGRAM  
TABLE 2: FUNDING SOURCES  
FY 2020/2021

Tasks	FHWA* FY 2021	FHWA Soft Match**	Receipt of annual fee from CFMPOA Alliance (PL)**	SU FY21	X015 FTA NEW FY 2021			FY '20 X014 FTA Carryover			FY19 X013 FTA Carryover			TOTAL	TOTAL	TOTAL	OTHER	LOCAL	21 TRANS	GRAND	TOTAL^
					FEDERAL SECS305(d)	FDOT MATCH	LOCAL MATCH	FEDERAL SECS305(d)	FDOT MATCH	LOCAL MATCH	FEDERAL SECS305(d)	FDOT MATCH	LOCAL MATCH	FHWA & FTA	FDOT MATCH	LOCAL MATCH	FHWA/FTA 5307 & 5309	LOCAL New	DISADV COMM	TOTAL	METROPLAN BUDGET
I. Metropolitan Planning Organization Plans & Administration																					
100 MPO Administration	\$ 165,397	\$ 36,479		\$ -	\$ 241,906	\$ 30,238	\$ 30,238	\$ 78,396	\$ 9,798	\$ 9,798	\$ 11,145	\$ 1,393	\$ 1,393	\$ 496,844	\$ 41,429	\$ 41,429		\$ 1,337,359	\$ -	\$ 1,917,061	\$ 1,917,061
110 Unified Planning Work Program	109,526	24,156		-	11,200	1,400	1,400	84,976	10,622	10,622				205,702	\$ 12,022	\$ 12,022		3,390	-	\$ 233,136	\$ 233,136
120 Transportation Improvement Program	96,543	21,293		-				58,424	7,303	7,303				154,967	\$ 7,303	\$ 7,303		2,508	-	\$ 172,081	\$ 172,081
130 Metropolitan Transportation Plan	659,599	145,477		-				97,496	12,187	12,187				757,095	\$ 12,187	\$ 12,187		5,784	-	\$ 787,253	\$ 787,253
II. Regional Planning/Public Participation																					
200 Local Government Partner Planning	77,685	41,434		-										77,685	\$ -	\$ -		9,361	-	\$ 87,046	\$ 87,046
210 Interregional Transportation Planning & Coordination	31,183	6,818	25,000	-				119,563	14,945	14,945				258,489	\$ 14,945	\$ 14,945		91,833	-	\$ 385,541	\$ 385,541
220 Public Participation/Community Outreach	138,926	30,641		-														97,162	-	\$ -	\$ -
230 Local Agency Program (LAP)				-																	
III. Transportation Planning Activities																					
300 Data Collection/Performance Monitoring	217,989	48,078		-										217,989	\$ -	\$ -		5,861	-	\$ 223,870	\$ 223,870
310 Multimodal Systems Planning	376,950	83,138	14,115	-				29,015	3,628	3,628				420,080	\$ 3,628	\$ 3,628		112,560	32,286	\$ 572,182	\$ 572,182
320 Sustainability and Health in Transportation	145,119	32,007		-				23,330	2,917	2,917				168,449	\$ 2,917	\$ 2,917		3,518	-	\$ 177,801	\$ 177,801
330 Transportation Systems Management & Operations	297,443	65,602	1,422,171	-										1,719,614	\$ -	\$ -		458	-	\$ 1,720,072	\$ 1,720,072
340 Special Project Planning	182,377	40,224	673,415	-										855,792	\$ -	\$ -			-	\$ 855,792	\$ 855,792
350 LYNX Planning Activities				-	720,000	90,000	90,000	88,000	11,000	11,000	124,855	15,607	15,607	932,855	\$ 116,607	\$ 116,607	1,750,000		70,000	\$ 2,986,069	\$ 1,236,069
<b>TOTAL</b>	<b>\$ 2,498,737</b>	<b>\$ 551,107</b>	<b>\$ 25,000</b>	<b>\$ 2,109,701</b>	<b>\$ 973,106</b>	<b>\$ 121,638</b>	<b>\$ 121,638</b>	<b>\$ 579,200</b>	<b>\$ 72,400</b>	<b>\$ 72,400</b>	<b>\$ 136,000</b>	<b>\$ 17,000</b>	<b>\$ 17,000</b>	<b>\$ 6,321,744</b>	<b>\$ 211,038</b>	<b>\$ 211,038</b>	<b>\$ 1,750,000</b>	<b>\$ 1,669,814</b>	<b>\$ 102,286</b>	<b>\$ 10,265,920</b>	<b>\$ 8,515,920</b>

*Federal revenues comprise 81.93% of Federal PL funds.	\$ 3,049,844
Soft Match for Federal PL funds is comprised of toll revenues and equates to 18.07%.	\$ 551,107
**Soft match amounts are shown by task for informational purposes only and are not included in the UPWP budget totals	
***Other funds consist of LYNX 5307 & 5309 funds and are not expended by MetroPlan Orlando but are included in the UPWP budget totals	
Total MetroPlan Budget eliminates LYNX 5307 & 5309 funds	
CFMPO Alliance members: Metroplan Orlando, River to Sea TPO, Space Coast TPO, Lake Sumter MPO, Ocala-Marion MPO, & Polk TPO	
All Federal funds, including fund transfers, apply the required non-federal match.	

Fringe benefit rate is based on total salary cost.	33.6696%
Indirect cost rate is based on salary & fringe.	18.7159%



UNIFIED PLANNING WORK PROGRAM

TABLE 2: FUNDING SOURCES

FY 2021/2022

Tasks	FHWA* FY 2022	FHWA Soft Match**	Receipt of annual fee from CFMPOA Alliance (PL)**	SU*** FY21	SU FY22	X016 FTA NEW FY 2022			FY '21 X015 FTA Carryover			FY'20 X014 FTA Carryover			TOTAL FHWA & FTA	TOTAL FDOT MATCH	TOTAL LOCAL MATCH	OTHER FHWA/FTA 5307 & 5309	LOCAL New	'21 TRANS DISADV COMM	GRAND TOTAL	TOTAL* METROPLAN BUDGET
						FEDERAL SEC5305(d)	FDOT MATCH	LOCAL MATCH	FEDERAL SEC5305(d)	FDOT MATCH	LOCAL MATCH	FEDERAL SEC5305(d)	FDOT MATCH	LOCAL MATCH								
I. Metropolitan Planning Organization Plans & Administration																						
100 MPO Administration	\$ 176,206	\$ 38,883				\$ 260,295	\$ 32,536	\$ 32,536	\$ 15,979	\$ 1,999	\$ 1,999			\$ 452,480	\$ 34,535	\$ 34,535		\$ 1,104,587		\$ 1,626,137	\$ 1,626,137	
110 Unified Planning Work Program	114,146	25,175				67,461	8,433	8,433	11,200	1,400	1,400			192,807	9,833	9,833		29,456		241,929	241,929	
120 Transportation Improvement Program	99,423	21,928							60,564	7,570	7,570			159,987	7,570	7,570		21,411		196,538	196,538	
130 Metropolitan Transportation Plan	73,304	16,168							68,614	8,576	8,576			141,918	8,576	8,576		5,989		165,059	165,059	
II. Regional Planning/Public Participation																						
200 Local Government Partner Planning	91,787	20,244												91,787				11,723		103,510	\$ 103,510	
210 Interregional Transportation Planning & Coordin	32,316	7,127	25,000											57,316				100,204		157,520	\$ 157,520	
220 Public Participation/Community Outreach	185,473	40,907							125,361	15,670	15,670			310,834	15,670	15,670		112,979		455,153	\$ 455,153	
230 Local Agency Program (LAP)																					\$	
III. Transportation Planning Activities																						
300 Data Collection/Performance Monitoring	190,765	42,074			40,570									231,335				6,088		237,423	\$ 237,423	
310 Multimodal Systems Planning	289,467	63,843			14,614				30,282	3,785	3,785			334,363	3,785	3,785		112,681	32,286	486,900	\$ 486,900	
320 Sustainability and Health in Transportation		4,620												20,948				34,322		55,270	\$ 55,270	
330 Transportation Systems Management & Operatio	318,548	70,257		200,000	1,210,386									1,528,934				482		1,529,416	\$ 1,729,416	
340 Special Project Planning	128,607	28,365			434,430									563,037				76,693		639,730	\$ 639,730	
350 LYNX Planning Activities						576,000	72,000	72,000	88,000	11,000	11,000			664,000	83,000	83,000	1,750,000		70,000	2,650,000	\$ 900,000	
TOTAL	\$ 1,720,990	\$ 379,571	\$ 25,000	\$ 200,000	\$ 1,700,000	\$ 903,756	\$ 112,969	\$ 112,969	\$ 400,000	\$ 50,000	\$ 50,000	\$ -	\$ -	\$ 4,749,746	\$ 162,969	\$ 162,969	\$ 1,750,000	\$ 1,616,615	\$ 102,286	\$ 8,544,585	\$ 6,994,585	

\*Federal revenues comprise 81.93% of Federal PL funds.

\$ 2,100,561

Soft Match for Federal PL funds is comprised of toll revenues and equates to 18.07%.

\$ 379,571

\*\*Soft match amounts are shown by task for informational purposes only and are not included in the UPWP budget totals

\*\*\*FY21 funds are shown for tracking purposes and to tie to MPO budget. These funds do not increase the budgetary ceiling for FY22 and are not included in the grand total to tie to the UPWP

\*\*\*\*Other funds consist of LYNX 5307 & 5309 funds and are not expended by MetroPlan Orlando but are included in the UPWP budget totals

\*Total MetroPlan Budget includes FY21 funds available to spend in FY22 and eliminates LYNX 5307 & 5309 funds

\*\*CFMPO Alliance members: Metroplan Orlando, River to Sea TPO, Space Coast TPO, Lake Sumter MPO, Ocala-Marion MPO, & Polk TPO

\*\*\*All Federal funds, including fund transfers, apply the required non-federal match.

Fringe benefit rate is based on total salary cost.

34.0961%

Indirect cost rate is based on salary & fringe.

17.8049%

UNIFIED PLANNING WORK PROGRAM  
TABLE 4: CALCULATION OF FRINGE & INDIRECT COST RATES  
FY 2020/2021

**FRINGE RATE CALCULATION:**

Employer FICA	\$	126,099.00
Unemployment Insurance	\$	10,000.00
Health Insurance	\$	270,861.00
Dental Insurance	\$	5,699.00
Life Insurance & AD&D	\$	1,282.00
Long-Term Disability Insurance	\$	2,331.00
VisionCare Plan Insurance	\$	1,428.00
Worker Compensation Insurance	\$	4,000.00
Pension - based on 10% of Medicare wages	\$	180,722.00
<b>TOTAL FRINGE BENEFITS POOL</b>	<b>\$</b>	<b>602,422.00</b>

<b>Fringe underapplied in FY'20</b>	<b>\$</b>	<b>11,775.72</b>
-------------------------------------	-----------	------------------

Estimated Fringe Benefits Pool Cost	\$	614,197.72
Eligible Salary & Leave Cost*	\$	1,789,218.00
<b>Fringe Rate</b> (Fringe Benefits Pool/Salary & Leave Cost)		<b>34.3277%</b>

Fringe rate is based on salary and leave cost.

\* Some salary costs, such as intern pay, are not eligible for fringe benefits.

Fringe cost direct charged to a local element is not part of the fringe pool.

**INDIRECT COST RATE CALCULATION**

Computer Operations	\$	99,636.00
General Liability, Property Insurances	\$	29,023.00
Rent	\$	223,269.00
Equipment Rent/Maint.	\$	86,438.00
Telephone	\$	9,250.00
<b>TOTAL INDIRECT COST POOL</b>	<b>\$</b>	<b>447,616.00</b>

<b>Indirect overapplied in FY'20</b>	<b>\$</b>	<b>(11,903.90)</b>
--------------------------------------	-----------	--------------------

Estimated Indirect Cost Pool	\$	435,712.10
Estimated Fringe Benefits Pool Cost	\$	614,197.72
Estimated Salary & Leave Cost #	\$	1,789,218.00
<b>Indirect Rate</b>		<b>18.1289%</b>
(Indirect Cost Pool / (Fringe Benefits Pool + Salary & Leave Cost))		

#Some salary, such as employer paid deferred compensation, is not part of the base for spreading indirect.



## **Board Action Fact Sheet**

**Meeting Date:** Sept. 9, 2020

**Agenda Item:** VIII.G. (Tab 1)

**Roll Call Vote:** No

**Action Requested:** Approval of FY'21 Budget Amendment #2

**Reason:** To add SU funds to the current budget.

**Summary/Key Information:** This budget amendment will add SU funds for StreetLight Data purchases, a SunRail corridor study, and a corridor study in Osceola County.

**MetroPlan Budget Impact:** Federal grant revenues are increased by \$1,050,429

**Local Funding Impact:** There was no change to the total Local funds budget.

**Committee Action:**

CAC:	N/A
TSMO:	N/A
TAC:	N/A
MAC:	N/A

**Staff Recommendation:** Recommends approval

**Supporting Information:** The budget amendment document and updated agencywide budget are available under tab 1.

## FINANCE USE ONLY:

Approved Bd Mtg:  
Agenda Item #:

Entered:

B E No. :

FDOT No. :

FY 2020

2A2

## REQUEST FOR UPWP BUDGET AMENDMENT

DATE: 8/26/2020

(WHOLE DOLLARS ONLY)

<u>PROJECT</u>	<u>ELEMENT</u>	<u>CODE</u>	<u>DESCRIPTION</u>	<u>AMOUNT</u>	
				<u>REVENUES</u>	<u>EXPENDITURES</u>
34321	--	40000	Federal Grant Revenue	1,050,429	
34321	321300	63000	Consultants		550,429
34321	321340	63000	Consultants		500,000

TOTAL: \$ 1,050,429.00 1,050,429.00

## REASON(S):

To add SU funds for StreetLight Data, SunRail corridor study, and a corridor study in Osceola County.

Finance Director's Signature:

Jason S. Loschiavo

Date:

Executive Director's Signature:

Gary D. Huttman

Date:

REMARKS:

Revised 10/24/16

METROPLAN ORLANDO  
AGENCYWIDE REVENUE AND EXPENDITURE LINE ITEM BUDGET  
FY 2020/2021

**REVENUES**

ACCOUNT		BE2 FY 2021
<b>CODE</b>	<b>DESCRIPTION</b>	
40000	<b>FEDERAL REVENUES</b>	
	FHWA PL Planning Funds	2498737
	NEW FTA Sec 5305d Planning Funds X015	973106
	Carryfwd from FTA X014	531577
	Carryfwd from FTA X013	236129
	SU (NEW) TSR & TSMO Position	3160130
	DOT - CPED Grant	\$ 294,492
	<b>TOTAL FEDERAL REVENUES</b>	<b>\$ 7,694,171</b>
41000	<b>STATE REVENUES</b>	
	NEW FTA Sec 5305d Planning Funds X015	121638
	Carryfwd from FTA X014	66447
	Carryfwd from FTA X013	29516
	Transportation Disadvantaged Planning Funds NEW	102286
	<b>TOTAL STATE REVENUES</b>	<b>\$ 319,887</b>
	<b>LOCAL REVENUES</b>	
42900	Orange Co. Assessment	\$ 520,938
43000	Osceola Co. Assessment	\$ 147,876
43100	Seminole Co. Assessment	\$ 183,087
43200	Altamonte Springs Assessment	\$ 22,647
43300	Kissimmee Assessment	\$ 37,400
43400	Orlando Assessment	\$ 145,900
43500	Sanford Assessment	\$ 30,135
44300	Apopka Assessment	\$ 26,202
43700	CFX	\$ 25,000
43800	Sanford Airport Authority	\$ 25,000
43900	GOAA	\$ 25,000
44000	LYNX	\$ 25,000
44100	Belle Isle	\$ 519
44110	Eatonville	\$ 165
44120	Edgewood	\$ 191
44130	Maitland	\$ 1,487
44140	Oakland	\$ 237
44150	Ocoee	\$ 3,354
44160	Windermere	\$ 209
44170	Winter Garden	\$ 3,330
44180	Winter Park	\$ 2,131
44190	St. Cloud	\$ 3,374
44200	Casselberry	\$ 2,117
44210	Lake Mary	\$ 1,230
44220	Longwood	\$ 1,115
44230	Oviedo	\$ 2,821
44240	Winter Springs	\$ 2,720
	<b>TOTAL LOCAL ASSESSMENTS</b>	<b>\$ 1,239,185</b>
	<b>OTHER REVENUES</b>	
45000	Interest Income	60000
47000	Reimbursement of Claims & Expenses	12500
48900	Other Grant/Contribution Income (MPO Alliance)	25000
49700	Cash Carryforward	358129
	<b>TOTAL LOCAL REVENUES (ASSESSMENTS + OTHER)</b>	<b>\$ 1,694,814</b>

**METROPLAN ORLANDO**  
**AGENCYWIDE REVENUE AND EXPENDITURE LINE ITEM BUDGET**  
**FY 2020/2021**

49800	Local Match Transfer Out for New FTA X015	\$ 121,638
49800	Local Match Transfer Out for Rollover FTA X014	\$ 66,447
49800	Local Match Transfer Out for Rollover FTA X013	\$ 29,516
	<b>TOTAL LOCAL MATCH</b>	<b>\$ 217,601</b>
<b>TOTAL REVENUES:</b>		<b>\$ 9,926,473</b>

**EXPENDITURES**

**ACCOUNT**

<b>CODE</b>	<b>DESCRIPTION</b>	
50000	Salaries, Leave & Car Allow.	1,822,218
50600	Fringe - FICA Employer	126,099
50700	Fringe - Unemployment Ins	10,000
50800	Fringe - Health Insurance Emplr.	270,861
50900	Fringe - Dental Insurance Emplr.	5,699
51000	Fringe - Life Insurance Emplr.	1,282
51100	Fringe - Long-Term Disability	2,331
51200	Fringe - Workers Comp Ins.	4,000
51300	Fringe Pension Fund ICMA 401	180,722
51500	Fringe - VisionCare Insurance	1,428
51600	Fringe - Short-Term Disability	0
51700	Fringe - Grant Carry Forward	0
59800	Local Match Transfer Out	217,601
60400	Audit Fees	41,500
60500	I-Computer Operations	99,636
60600	Dues and Memberships	20,579
60700	Equipment	242,000
60800	Graphic Printing & Binding	25,920
60900	Insurance	29,023
61000	Legal Fees	50,000
61100	Office Supplies	37,500
61200	Postage	3,300
61300	Books, Subscrips & Pubs	8,716
61400	Deferred Comp 457 Ex Dir	18,000
61500	I- Rent	243,269
61600	I-Equipment Rent & Maintenance	18,779
61700	Seminars & Conf. Registration	41,640
61800	I - Telephone	9,250
61900	Travel Expenses	100,792
62000	Small Tools/Office Machinery	1,200
62100	HSA Employer Contribution	12,500
62200	Computer Software	5,000
62500	Contingency	15,831
62600	Contractual/Temporary Services	3,530
62700	Interest Expense	72,283
62900	Pass-Through Expenses	1,353,531
63000	Consultants	4,686,858
63100	Repair & Maintenance	1,800
63400	Advertising/Public Notice	11,855
64100	Other Miscellaneous Expense	6,690
64300	Awards & Promotional Expense	8,000
64400	Contributions	100,950
64500	Educational Reimbursement	1,800
64600	Comm. Relations Sponsorships	12,500
64700	Grant Carry Forward - Indirect	0
<b>TOTAL EXPENDITURES:</b>		<b>9,926,473</b>



## **Board Action Fact Sheet**

**Meeting Date:** September 9, 2020

**Agenda Item:** VIII.H. (Tab 1)

**Roll Call Vote:** No

**Action Requested:** Approval is requested to extend the sole source contract with the University of Florida to update MetroPlan Orlando's Web-based Crash Database.

**Reason:** This is a continuing project with the University of Florida to update the database through Fiscal Year 2021. This provides web-based access to crash data and analytical tools to MetroPlan Orlando staff and partners. It is currently hosted at the University of Florida's Geoplan Center.

**Summary/Key Information:** Improvement in access to crash data and analysis contribute to the fulfillment of the requirement to include safety as a planning factor that a metropolitan planning organization must address in its transportation planning process and will support MetroPlan Orlando's mission to make the roadways safer. This request is being handled in compliance with the Board-approved procedures for awarding sole source contracts. The sole source contract, which is permitted under our procurement rules since the contractor is another public entity, will be for a total amount of \$37,216. Funds are included in our approved FY 2020/2021 budget for this purpose.

**MetroPlan Budget Impact:** N/A

**Local Funding Impact:** None

**Committee Action:**

CAC:	N/A
TSMO:	N/A
TAC:	N/A
MAC:	N/A

**Staff Recommendation:** Recommends approval

**Supporting Information:** The Scope of Services for this project is located under tab 1.

## EXHIBIT A

### FY 2020/2021 CRASH GEOSPATIAL DATABASE UPDATE, ANALYSIS AND REPORTING

#### 1. PROJECT PURPOSE

The purpose of the **PROJECT** is twofold: a) assist METROPLAN ORLANDO with the annual update and maintenance of the crash database, and b) assist with the reporting and analysis of crashes.

The METROPLAN ORLANDO regional crash database is housed at University of Florida under *Signal Four Analytics* - a statewide crash data system, hosted at the University of Florida's GeoPlan Center. The development and maintenance of Signal Four Analytics is funded by the State through a grant from Florida Traffic Records Coordinating Committee (TRCC). The state funding covers daily acquisition of the crash data from Department of Highway Safety and Motor Vehicles (DHSMV), processing and loading of crash data daily, automated geocoding, new features and software updates, training and site hosting. While these are valuable services for METROPLAN ORLANDO users, there are several items of a local nature that are not covered in the scope of work of the state grant.

First, UF will continue to interactively geocode crashes on public roads for this fiscal year. Second, the regional database will need to be updated with *traffic volumes on local roads* needed to calculate crash rates and vehicle miles traveled (VMT). Finally, the University of Florida team will assist METROPLAN ORLANDO staff with several other tasks including working with law enforcement (LE) agencies to transition to crash mapping by officers and develop custom statistics and analysis to support METROPLAN ORLANDO's mission to improve traffic safety.

#### 2. PROJECT TASKS

##### *TASK 1 - INTERACTIVE GEOCODING OF CRASH DATA*

The purpose of this task is to continue to interactively geocode long and short form crashes on public roads for the METROPLAN ORLANDO area. Table below shows the amount of crashes interactively geocoded crashes in the past four years. As noted last year, due to the mapping of crashes using Signal Four Geolocation tool by law enforcement agencies that use TraCS, the number of crashes that would require interactive geocoding has been reduced from about 45,000 in 2017-2018 to about 35,000 in 2018-2019. For the new period between July 2020 to June of 2021, it is likely that the amount of crashes that would need interactive geocoding will be reduced even further because of reduced crashes due to COVID19 situation.

Fiscal Year	Total Crashes	Crashes on Public Roads	Interactive Geocoded Crashes
2015-2016	73,725	65,648	<b>42,598</b>
2016-2017	70,871	63,881	<b>44,430</b>
2017-2018	78,788	71,178	<b>44,993</b>
2018-2019	78,541	70,243	<b>34,255</b>

Efforts will be made to coordinate with local engineering agencies in the METROPLAN ORLANDO planning area that may be interested in helping with geocoding to avoid duplications and reduce



geocoding effort by the UF team. In terms of overall geocoding success rate (both automatic and interactive), it is expected that about 95-96% of all the crashes on public roads will be geocoded successfully. The other 4-5% is typically impossible to geocode due to insufficient location information on the crash form.

#### ***TASK 2 - MAPPING OF CRASH DATA BY LAW ENFORCEMENT AGENCIES***

Geolocation remains one of the most time-consuming efforts for maintaining a timely and complete crash database. The state of Florida provides a web-based geolocation tool and encourages all LE agencies and e-crash vendors in the state to use this tool to map crashes by officers. Due to these efforts e-crash vendor TraCS have mandated the use of the tool for their agencies which is expected to lead to the reduction of the geocoding needs by about 22% in the Metroplan Orlando area. To continue to reduce the interactive geocoding effort, METROPLAN ORLANDO and UF will jointly work with law enforcement agencies in the area to educate and encourage officers to map crashes while completing the crash reports, before submitting the reports to DHSMV. This will gradually reduce and eventually eliminate the need for interactive geocoding in the future. In this task METROPLAN ORLANDO staff and UF team will conduct meetings with the largest law enforcement agencies in the area and their e-crash vendors to discuss this issue and provide any necessary guidance, training and assistance to have LE officers of the tri-county area map crashes using the geolocation tool.

#### ***TASK 3 - UPDATE SIGNAL 4 ANALYTICS GIS BASEMAP WITH LOCAL TRAFFIC VOLUME***

UF team will update the Signal Four Analytics GIS basemap with the local traffic volume which is required for calculation of crash rates on local roads and can be used to develop vehicle miles traveled. The local traffic volume will be obtained from a GIS file provided by Metroplan Orlando and it will be transferred to the Signal Four Analytics GIS basemap.

#### ***TASK 4 - REPORTING AND ANALYSIS***

The UF team will support the METROPLAN ORLANDO staff with custom queries and analysis including VMT and other analysis types that METROPLAN ORLANDO staff may need. This will include supporting staff with quarter reporting on crash data; critical reporting on nuances in the data; and an annual crash data analysis report to support staff recommendations. Reporting and analysis may include information to support staff efforts to achieve Vision Zero, a multi-national road traffic safety project that aims to achieve a transportation system with no fatalities or serious injuries. The UF team will assist staff with analytical support to advocate for traffic safety initiatives to reduce fatalities and recommendations on tangible projects for funding through federal, state and local funding programs. Several cities have launched Vision Zero programs and are pursuing the use of data analytics to examine crashes, determine the types of behavior exhibited by motorists, bicyclists and pedestrians involved in crashes and predict the likelihood of crashes. Alternatively, this product may lead to policies and practices that improve road behavior that reduces the probability of crashes.

### **3. BUDGET**

This is a fixed cost project. The estimated budget needed to accomplish the proposed tasks is shown in Table 1 below. It includes salaries and benefits including tuition waiver, travel, and the University of Florida indirect cost.

**Table 1 - Estimated Budget**

Budget Item	Annual Salary	Effort in Months	Project Salary	Fringe %	Fringe Amount	Total
<b>SALARIES</b>						
Principal Investigator	\$123,641	0.22	\$2,226	29.70%	\$661	\$2,887
Post Doc Associate	\$52,000	0.30	\$1,300	10.50%	\$137	\$1,437
Grad Research Assistant	\$43,992	1.12	\$4,091	10.50%	\$430	\$4,521
Undergrad Student Assistants (3)	\$26,000	8.40	\$18,200	1.90%	\$346	\$18,546
<b>TOTAL SALARIES</b>						<b>\$27,391</b>
<b>TUITION WAIVER- one semester</b>						<b>\$6,098</b>
<b>TRAVEL</b>						<b>\$344</b>
<b>TOTAL DIRECT COST</b>						<b>\$33,833</b>
<b>UF 10% INDIRECT COST</b>						<b>\$3,383</b>
<b>TOTAL COST</b>						<b>\$37,216</b>

**Salaries:** The base annual salary for each position is shown in the Annual Salary column. It assumes 12 months, full time. The third column shows the estimated effort on this project in months and corresponding salary amount is shown in the fourth column followed by the fringe benefits. The roles and effort for each position are explained below:

- The **Principal Investigator** (faculty) will devote his time to oversee the entire project. The PI will provide direction and leadership and coordinate all components of the project and coordinate with METROPLAN ORLANDO staff.
- The **Post Doc Associate** will perform queries and conduct analysis as needed by METROPLAN ORLANDO staff, direct the graduate research assistant, provide training and supervision for the undergraduate students.
- The **Graduate Research Assistant** will be responsible primarily for assisting with Reporting and Analysis tasks as needed by the METROPLAN ORLANDO staff. The research assistant effort and tuition waiver is planned for one semester.
- The three **Undergraduate Student Assistants** will be responsible for conducting interactive geocoding year around and for updating the Signal Four GIS basemap with local data as well as assisting with quality assurance and testing.

**Travel:** Travel is required to meet with METROPLAN ORLANDO staff to discuss project progress. Two trips are estimated.

**UF F&A Cost:** This is the University of Florida Facilities and Administrative (F&A) Cost - also known as Indirect Costs (IDC). University of Florida charges a standard 10% of the total project direct cost for this funding source. Details about this requirement can be found at <http://research.ufl.edu/dsp/proposals/budgeting/fa-rates-idc.html>

#### **4. PAYMENT SCHEDULE**

METROPLAN ORLANDO will be billed in four lump sums quarterly of \$9,304 each. Progress reports are due with each invoice.



## **Board Action Fact Sheet**

**Meeting Date:** Sept. 9, 2020

**Agenda Item:** VIII.I. (Tab 1)

**Roll Call Vote:** No

<b>Action Requested:</b>	Approval is requested to make a contribution of \$100,000 to Bike/Walk Central Florida to assist with funding the Best Foot Forward pedestrian and bicycle safety program over the next year.
<b>Reason:</b>	Pedestrian and bicycle crashes continue to be a serious problem in Central Florida. Public education and enforcement are key elements in bringing about a change in behavior. The Best Foot Forward program, which is done in cooperation with law enforcement agencies, addresses this need.
<b>Summary/Key Information:</b>	<p>MetroPlan Orlando has provided financial support to Bike/Walk Central Florida for a number of years, along with other agencies and local governments.</p> <p>The “Dangerous by Design” report continues to show the Orlando metropolitan area among the most dangerous in the nation for pedestrians and bicycle users.</p> <p>The Board added a fifth emphasis area to our work program in February 2019. One of these was to improve pedestrian and bicycle safety. The Best Foot Forward program is an important component for this effort.</p>
<b>MetroPlan Budget Impact:</b>	\$100,000. Funds are available in our FY2021 budget to cover this expense.
<b>Local Funding Impact:</b>	None
<b>Committee Action:</b>	CAC: N/A TSMO: N/A TAC: N/A MAC: N/A
<b>Staff Recommendation:</b>	Approval
<b>Supporting Information:</b>	Information on Bike/Walk Central Florida can be found at: <a href="http://www.bikewalkcentralflorida.org">www.bikewalkcentralflorida.org</a>



## RESOLUTION NO. 20-13

### SUBJECT:

### **Declaring October 15, 2020 as “Blind Americans Equality Day” in the Orlando Metropolitan Area**

**Whereas**, by joint resolution approved on October 6, 1964 (Public Law 88-628, as amended), Congress designated October 15 of each year as “White Cane Safety Day” to recognize the contributions of Americans who are blind or have impaired vision; and

**Whereas**, it is important that all residents in the Orlando Metropolitan Area that are blind or visually impaired have the opportunity to live active, independent lives; and

**Whereas**, approximately 32,000 residents in Central Florida are blind or visually impaired; and

**Whereas**, for Floridians who are blind or visually impaired, the white cane is an important tool for self-reliance and full participation and inclusion in our society; and

**Whereas**, the use of white canes, dog guides, and public and private transportation programs has ensured Floridians who are blind or visually impaired can travel efficiently and safely, breaking down barriers to success and independence; and

**Whereas**, in 2011 “White Cane Safety Day” was named “Blind Americans Equality Day” by President Barack Obama; and

**Whereas**, this proclamation called upon public officials, business and community leaders, educators, librarians, and Americans across the country to observe this day with appropriate ceremonies, activities, and programs to celebrate and recognize the accomplishments and contributions of blind and visually impaired Americans; and

**Whereas**, we recommit to forging ahead with the work of perfecting our Union and ensuring we remain a Nation where all our people, including those living with disabilities, have every opportunity to achieve their dreams.

**NOW, THEREFORE, BE IT RESOLVED** by the MetroPlan Orlando Board that October 15, 2020 is designated as

### **“Blind Americans Equality Day”**

Passed and duly adopted at a regular meeting of the MetroPlan Orlando Board on the 9<sup>th</sup> day of September, 2020.

**CERTIFICATE**

The undersigned duly qualified serving as Chairman of the MetroPlan Orlando Board certifies that the foregoing is a true and correct copy of a Resolution adopted at a legally convened meeting of the MetroPlan Orlando Board.

---

Honorable Bob Dallari, Chairwoman

Attest:

---

Cathy Goldfarb, Senior Board Services  
Coordinator and Recording Secretary



## **RESOLUTION NO. 20-14**

### **SUBJECT:**

#### **Declaring October 10, 2020 as “Put the Brakes on Fatalities Day®” in the Orlando Metropolitan Area**

**Whereas**, October 10, 2020, is the Twentieth Annual Put the Brakes on Fatalities Day®  
and

**Whereas**, traffic crashes across America caused an estimated 38,300 fatalities in 2015, 40,200 fatalities in 2016; 40,100 fatalities in 2017; 40,000 fatalities in 2018; 38,800 fatalities in 2019; and 7,780 fatalities through March 31, 2020; and

**Whereas**, traffic crashes throughout Florida caused 2,859 fatalities in 2015; 2,944 fatalities in 2016; 3,087 fatalities in 2017; 2,919 fatalities in 2018; 2,956 fatalities in 2019; and through June 30, 2020 we have lost 1,461 lives due to traffic crashes; and

**Whereas**, traffic crashes here in the MetroPlan Orlando planning area caused 232 fatalities in 2015; 268 fatalities in 2016; 297 fatalities in 2017; 262 fatalities in 2018; 278 fatalities in 2019, and through June 30, 2020 we have lost 120 lives due to traffic crashes; and

**Whereas**, MetroPlan Orlando recognizes the importance of integrating Safety Conscious Planning into the metropolitan transportation planning process; and

**Whereas**, a solvable distraction is unrestrained/unsafely restrained children; and

**Whereas**, spinal cord damage, internal bleeding and death are more likely in auto accidents involving young children if parents do not use a booster seat; and

**Whereas**, a young child is four times as likely to experience an injury to the head and neck and three times as likely to experience an abdominal injury when restrained with a seat belt vs. a booster seat; and

**Whereas**, a booster seat gives the child a much greater chance of surviving a crash injury-free; and

**Whereas**, Florida's children deserve to be protected; and

**NOW, THEREFORE, BE IT RESOLVED** by the MetroPlan Orlando Board that October 10, 2020 is designated as



**“PUT THE BRAKES ON FATALITIES DAY®”**

Passed and duly adopted at a regular meeting of the MetroPlan Orlando Board on the 9<sup>th</sup> day of September, 2020.

**CERTIFICATE**

The undersigned duly qualified serving in the role as Chairman of the MetroPlan Orlando Board certifies that the foregoing is a true and correct copy of a Resolution adopted at a legally convened meeting of the MetroPlan Orlando Board.

---

Honorable Bob Dallari, Chair

Attest:

---

Cathy Goldfarb, Sr. Board Services Coordinator  
and Recording Secretary



## **Board Action Fact Sheet**

**Meeting Date:** September 9, 2020

**Agenda Item:** VIII.L. (Tab 1)

**Roll Call Vote:** No

<b>Action Requested:</b>	Authorization is requested to obtain three competitive quotes to replace the boardroom audio/visual system with authority for the Executive Director and staff to select the best option.
<b>Reason:</b>	The current A/V system is near the end of its life (over ten years old). Some of the current equipment has already been repaired and/or replaced as it aged and other pieces are not working. A new system will also allow for better quality audio and video and additional connectivity such as live streaming.
<b>Summary/Key Information:</b>	In following with the precedent set from prior purchases of this nature, staff is requesting permission to modify the purchasing policy requirements to allow for three written quotes to obtain a new boardroom A/V system and authority for the Executive Director and staff to select the proposal that best fits the needs of the organization. This process is recommended by staff due to the room specific and highly technical nature of audio visual equipment and the difficulty of using a traditional RFP process to find the right solution.
<b>MetroPlan Budget Impact:</b>	Staff has budgeted up to \$225,000 to complete the purchase and installation in FY'21
<b>Local Funding Impact:</b>	None
<b>Committee Action:</b>	CAC: N/A TSMO: N/A TAC: N/A MAC: N/A
<b>Staff Recommendation:</b>	Recommends approval
<b>Supporting Information:</b>	None



**TAB 2**





## **Board Action Fact Sheet**

**Meeting Date:** September 9, 2020

**Agenda Item:** IX.A (Tab 2)

**Roll Call Vote:** Yes

**Action Requested:** FDOT requests approval of an amendment to the FY 2020/21 - 2024/25 Transportation Improvement Program (TIP) to include projects with funds rolling forward from FY 2019/20 to FY 2020/21.

**Reason:** This request is being made to ensure that the projects shown in the TIP are consistent with the projects shown FDOT's Five Year Work Program.

**Summary/Key Information:** Items of particular significance for our Committees and the Board are as follows:

- This amendment is a routine procedure that is done every year.
- The projects shown in the attached FDOT Roll Forward Report had funds originally programmed in FY 2019/20 and were therefore not included in FDOT's FY 2020/21 - 2024/25 Tentative Five Year Work Program (April 2020) that was used to develop the TIP adopted by the Board on June 29<sup>th</sup>.
- The funding for these projects was not committed during FY 2019/20 and automatically rolled forward to FY 2020/21 in FDOT's FY 2020/21 - 2024/25 Adopted Five Year Work Program (July 2020).
- This amendment adds the funds rolling forward from FY 2019/20 to FY 2020/21 to the FY 2020/21 - 2024/25 TIP so the TIP will be consistent with the Five Year Work Program.
- This amendment does not affect the cost or schedule for the projects included in the Roll Forward Report.

**MetroPlan Budget Impact:** None

**Local Funding Impact:** None

**Committee Action:**

CAC:	Recommended for approval on August 26, 2020
TSMO:	Recommended for approval on August 28, 2020
TAC:	Recommended for approval on August 28, 2020
MAC:	To be taken up on September 3, 2020

**Staff Recommendation:** Recommends approval

**Supporting Information:** The following documents are provided at Tab 2:

- FDOT letter and Roll Forward Report dated July 30, 2020
- Proposed Board Resolution No. 20-11



*Florida Department of Transportation*

RON DESANTIS  
GOVERNOR

719 S. Woodland Boulevard  
DeLand, Florida 32720-6834

KEVIN J. THIBAUT, P.E.  
SECRETARY

July 30, 2020

Mr. Gary Huttman  
Executive Director  
MetroPlan Orlando  
250 South Orange Ave., Suite 200  
Orlando, FL 32801

**RE: Roll Forward Report and Administrative Amendment to the MetroPlan Orlando MPO TIP**

Dear Mr. Huttman:

The purpose of this letter is to request the MPO's approval of the Annual Roll-Forward Amendment to the adopted Transportation Improvement Program (TIP) for Fiscal Year (FY) 2020/21 through 2024/25 to reconcile the difference between the TIP and the Department's Adopted Five-Year Work Program. This is a routine, annual process to assist the MPO in identifying projects that were not committed in the previous fiscal year (FY 2020) and have automatically rolled into FY 2021 of the FDOT Work Program. This amendment ensures that year one of the TIP, adopted by the Board on June 29, 2020, effective October 1, 2020, matches year one of the FDOT work Program.

The affected projects submitted for the MPO's approval are listed in the attached Roll Forward Report.

Please acknowledge your approval of this Roll-Forward Amendment to your current TIP by signing this letter and returning it to this office for further processing. The Department appreciates your expeditious handling of this request. If you have any questions, please feel free to contact me at 386-943-5426.

Sincerely,

Rakinya Hinson  
MPO Liaison

Attachment: MPO Roll Forward Report

cc: Erika Thompson, FDOT, MS 28  
Scott Philips, FDOT, MS 28  
Jim Martin, FHWA, MS 29  
Kellie Smith, MS 501  
Anna Taylor, MS 501

Approved By: \_\_\_\_\_

Date: \_\_\_\_\_

```
RD                                *SIS*
TYPE OF WORK:NEW ROAD CONSTRUCTION
LANES EXIST/IMPROVED/ADDED: 0/ 0/ 4
```

	FUND CODE	LESS THAN 2021	2021	2022	2023	2024	2025	GREATER THAN 2025	ALL YEARS
PHASE: PRELIMINARY ENGINEERING / RESPONSIBLE AGENCY: MANAGED BY FDOT									
	DIH	802	2,198	0	0	0	0	0	3,000
	PXYI	127,831	0	0	0	0	0	0	127,831
TOTAL	431163 1	128,633	2,198	0	0	0	0	0	130,831

```

                                *SIS*
TYPE OF WORK:NEW ROAD CONSTRUCTION
LANES EXIST/IMPROVED/ADDED: 0/ 0/ 0

```

FUND CODE	LESS THAN 2021	2021	2022	2023	2024	2025	GREATER THAN 2025	ALL YEARS
PHASE: PRELIMINARY ENGINEERING / RESPONSIBLE AGENCY: MANAGED BY FDOT								
DIH	707	2,293	0	0	0	0	0	3,000
TOTAL 431163 3	707	2,293	0	0	0	0	0	3,000

```

R42                                     *NON-SIS*
TYPE OF WORK:NEW ROAD CONSTRUCTION
LANES EXIST/IMPROVED/ADDED: 0/ 0/ 0

```

FUND CODE	LESS THAN 2021	2021	2022	2023	2024	2025	GREATER THAN 2025	ALL YEARS
PHASE: PRELIMINARY ENGINEERING / RESPONSIBLE AGENCY: MANAGED BY FDOT								
DIH	431	2,569	0	0	0	0	0	3,000
TOTAL 431163 4	431	2,569	0	0	0	0	0	3,000
TOTAL PROJECT:	129,771	7,060	0	0	0	0	0	136,831

```

*NON-SIS*
TYPE OF WORK:ADD LANES & RECONSTRUCT
LANES EXIST/IMPROVED/ADDED: 4/ 4/ 2

```

	FUND	LESS THAN 2021	2021	2022	2023	2024	2025	GREATER THAN 2025	ALL YEARS
PHASE: PRELIMINARY ENGINEERING / RESPONSIBLE AGENCY: MANAGED BY FDOT									
DDR		3,076,256	0	0	0	0	0	0	3,076,256
DIH		173,068	5,117	0	0	0	0	0	178,185
DS		65,397	0	0	0	0	0	0	65,397
PHASE: RAILROAD & UTILITIES / RESPONSIBLE AGENCY: MANAGED BY FDOT									
DS		875,000	0	0	0	0	0	0	875,000
PHASE: CONSTRUCTION / RESPONSIBLE AGENCY: MANAGED BY FDOT									
DDR		20,823,846	73,731	0	0	0	0	0	20,897,577
DS		1,077,911	0	0	0	0	0	0	1,077,911
LF		763,700	0	0	0	0	0	0	763,700
SU		10,124,203	1,839	0	0	0	0	0	10,126,042
PHASE: ENVIRONMENTAL / RESPONSIBLE AGENCY: MANAGED BY FDOT									
DDR		7,700	0	0	0	0	0	0	7,700
TOTAL 239496 3		36,987,081	80,687	0	0	0	0	0	37,067,768
TOTAL PROJECT:		36,987,081	80,687	0	0	0	0	0	37,067,768

ITEM NUMBER:239535 3  
DISTRICT:05  
ROADWAY ID:75050000

PROJECT DESCRIPTION:SR 50 SR 429 (WESTERN BELTWAY) TO E OF WEST OAKS MALL  
COUNTY:ORANGE  
PROJECT LENGTH: 2.560MI

```

*NON-SIS*
TYPE OF WORK:ADD LANES & RECONSTRUCT
LANES EXIST/IMPROVED/ADDED: 4/ 4/ 2

```

	FUND CODE	LESS THAN 2021	2021	2022	2023	2024	2025	GREATER THAN 2025	ALL YEARS
PHASE: PRELIMINARY ENGINEERING / RESPONSIBLE AGENCY: MANAGED BY FDOT									
	DDR	1,143,528	0	0	0	0	0	0	1,143,528
	DIH	376,144	3,906	0	0	0	0	0	380,050
	DS	1,588,313	0	0	0	0	0	0	1,588,313
	PKYI	9,865	0	0	0	0	0	0	9,865
	TOP	2,100,000	0	0	0	0	0	0	2,100,000
PHASE: RIGHT OF WAY / RESPONSIBLE AGENCY: MANAGED BY FDOT									
	DDR	614,539	0	0	0	0	0	0	614,539
	DIH	467,594	843	0	0	0	0	0	468,437
	DS	12,863,491	0	0	0	0	0	0	12,863,491
PHASE: RAILROAD & UTILITIES / RESPONSIBLE AGENCY: MANAGED BY FDOT									
	LF	2,254,485	0	0	0	0	0	0	2,254,485
	SA	302,137	0	0	0	0	0	0	302,137
PHASE: CONSTRUCTION / RESPONSIBLE AGENCY: MANAGED BY FDOT									
	CM	2,511,874	0	0	0	0	0	0	2,511,874
	DDR	7,910,453	0	0	0	0	0	0	7,910,453
	DS	2,797,246	750,000	0	0	0	0	0	3,547,246
	EB	699,184	0	0	0	0	0	0	699,184
	LF	463,121	0	0	0	0	0	0	463,121
	LFP	9,091,530	0	0	0	0	0	0	9,091,530
	SA	22,363,103	3,063	0	0	0	0	0	22,366,166
PHASE: ENVIRONMENTAL / RESPONSIBLE AGENCY: MANAGED BY FDOT									
	DS	289,500	0	0	0	0	0	0	289,500
TOTAL	239535 3	67,846,107	757,812	0	0	0	0	0	68,603,919

ITEM NUMBER:239535 4  
DISTRICT:05  
ROADWAY ID:75050000

PROJECT DESCRIPTION:SR 50 FROM GOOD HOMES RD TO PINE HILLS RD  
COUNTY:ORANGE  
PROJECT LENGTH: 3.632MI

```

*NON-SIS*
TYPE OF WORK:ADD LANES & RECONSTRUCT
LANES EXIST/IMPROVED/ADDED: 4/ 4/ 2

```

FUND CODE	LESS THAN 2021	2021	2022	2023	2024	2025	GREATER THAN 2025	ALL YEARS
PHASE: PRELIMINARY ENGINEERING / RESPONSIBLE AGENCY: MANAGED BY FDOT								
DDR	1,441,969		0	0	0	0	0	1,441,969
DIH	260,082		0	0	0	0	0	260,082
LF	2,150,000		0	0	0	0	0	2,150,000
PHASE: RIGHT OF WAY / RESPONSIBLE AGENCY: MANAGED BY FDOT								
DIH	818,899		0	0	0	0	0	818,899
DS	54,186		0	0	0	0	0	54,186
SIB1	10,465,410		0	0	0	0	0	10,465,410
PHASE: RAILROAD & UTILITIES / RESPONSIBLE AGENCY: MANAGED BY FDOT								
LF	2,664,083		0	0	0	0	0	2,664,083
SIB1	554,411		0	0	0	0	0	554,411
PHASE: CONSTRUCTION / RESPONSIBLE AGENCY: MANAGED BY FDOT								
DDR	306,734		0	0	0	0	0	306,734
DIH	303,003	121	0	0	0	0	0	303,124
DS	949,435		0	0	0	0	0	949,435
LF	1,171,200		0	0	0	0	0	1,171,200
SIB1	24,028,393		0	0	0	0	0	24,028,393
PHASE: ENVIRONMENTAL / RESPONSIBLE AGENCY: MANAGED BY FDOT								
DDR	277,679		0	0	0	0	0	277,679
TOTAL 239535 4	45,445,484	121	0	0	0	0	0	45,445,605

FLORIDA DEPARTMENT OF TRANSPORTATION  
OFFICE OF WORK PROGRAM  
MPO ROLLFORWARD REPORT  
=====

DATE RUN: 07/01/2020  
TIME RUN: 11.18.04  
MBRMPOTP

HIGHWAYS

ITEM NUMBER:239535 5		PROJECT DESCRIPTION:SR 50 FROM E OF WEST OAKS MALL TO W OF GOOD HOMES RD					*NON-SIS*	
DISTRICT:05		COUNTY:ORANGE					TYPE OF WORK:ADD LANES & RECONSTRUCT	
ROADWAY ID:75050000		PROJECT LENGTH: .445MI					LANES EXIST/IMPROVED/ADDED: 4/ 4/ 2	
FUND CODE	LESS THAN 2021	2021	2022	2023	2024	2025	GREATER THAN 2025	ALL YEARS
PHASE: PRELIMINARY ENGINEERING / RESPONSIBLE AGENCY: MANAGED BY FDOT								
DS	31,246	0	0	0	0	0	0	31,246
PHASE: RAILROAD & UTILITIES / RESPONSIBLE AGENCY: MANAGED BY FDOT								
DDR	1,502	0	0	0	0	0	0	1,502
DS	14,459	0	0	0	0	0	0	14,459
LF	464,838	0	0	0	0	0	0	464,838
PHASE: CONSTRUCTION / RESPONSIBLE AGENCY: MANAGED BY FDOT								
DDR	9,797,939	0	0	0	0	0	0	9,797,939
DIH	730,083	3,210	0	0	0	0	0	733,293
DS	5,620,638	0	0	0	0	0	0	5,620,638
LF	19,212	0	0	0	0	0	0	19,212
<b>TOTAL 239535 5</b>	<b>16,679,917</b>	<b>3,210</b>	<b>0</b>	<b>0</b>	<b>0</b>	<b>0</b>	<b>0</b>	<b>16,683,127</b>
<b>TOTAL PROJECT:</b>	<b>129,971,508</b>	<b>761,143</b>	<b>0</b>	<b>0</b>	<b>0</b>	<b>0</b>	<b>0</b>	<b>130,732,651</b>

ITEM NUMBER:242484 8		PROJECT DESCRIPTION:SR 400 (I-4) E OF SR 522 (OSCEOLA PKWY) TO WEST OF SR 528					*SIS*	
DISTRICT:05		COUNTY:ORANGE					TYPE OF WORK:ADD LANES & RECONSTRUCT	
ROADWAY ID:75280000		PROJECT LENGTH: 5.650MI					LANES EXIST/IMPROVED/ADDED: 8/ 8/ 4	
FUND CODE	LESS THAN 2021	2021	2022	2023	2024	2025	GREATER THAN 2025	ALL YEARS
PHASE: PRELIMINARY ENGINEERING / RESPONSIBLE AGENCY: MANAGED BY FDOT								
ACNP	2,621,686	0	0	0	0	0	0	2,621,686
DDR	279,476	57,917	0	0	0	0	0	337,393
DI	354,887	0	0	0	0	0	0	354,887
DIH	602,445	1,034,174	0	0	0	0	0	1,636,619
DS	51,925	0	0	0	0	0	0	51,925
NHPP	17,587,761	0	0	0	0	0	0	17,587,761
PKYI	1,835	0	0	0	0	0	0	1,835
PHASE: RIGHT OF WAY / RESPONSIBLE AGENCY: MANAGED BY FDOT								
ACNP	873,583	167,706,035	16,899,153	16,129,400	7,395,021	0	0	209,003,192
ACSA	37,178	13,962,822	0	0	0	0	0	14,000,000
BNIR	77,895,737	50,000	1,314,575	28,870,600	0	0	0	108,130,912
CM	3,095,208	230,836	0	0	0	0	0	3,326,044
DDR	38,375,646	6,403,684	0	0	0	0	0	44,779,330
DI	2,861,781	0	0	0	0	0	0	2,861,781
DS	578,000	0	0	0	0	0	0	578,000
GFSA	9,441,383	0	0	0	0	0	0	9,441,383
NH	1,740,426	0	0	0	0	0	0	1,740,426
NHPP	71,327,796	6,113,810	0	0	0	0	0	77,441,606
RED	5,565,083	0	0	0	0	0	0	5,565,083
SA	9,066,792	14,319,085	0	0	0	0	0	23,385,877
SU	3,328,364	0	0	0	0	0	0	3,328,364
PHASE: RAILROAD & UTILITIES / RESPONSIBLE AGENCY: MANAGED BY FDOT								
ACNP	500,000	0	0	0	0	0	0	500,000
DDR	327,500	672,500	0	0	0	0	0	1,000,000
PHASE: ENVIRONMENTAL / RESPONSIBLE AGENCY: MANAGED BY FDOT								
NHPP	8,662,241	0	0	0	0	0	0	8,662,241
<b>TOTAL 242484 8</b>	<b>255,176,733</b>	<b>210,550,863</b>	<b>18,213,728</b>	<b>45,000,000</b>	<b>7,395,021</b>	<b>0</b>	<b>0</b>	<b>536,336,345</b>
<b>TOTAL PROJECT:</b>	<b>255,176,733</b>	<b>210,550,863</b>	<b>18,213,728</b>	<b>45,000,000</b>	<b>7,395,021</b>	<b>0</b>	<b>0</b>	<b>536,336,345</b>

FLORIDA DEPARTMENT OF TRANSPORTATION  
OFFICE OF WORK PROGRAM  
MPO ROLLFORWARD REPORT  
=====

DATE RUN: 07/01/2020  
TIME RUN: 11.18.04  
MBRMPOTP

HIGHWAYS  
=====

ITEM NUMBER:407143 4  
DISTRICT:05  
ROADWAY ID:75002000

PROJECT DESCRIPTION:SR 482 SAND LAKE RD FROM W OF INTERNATIONAL DR TO UNIVERSAL BLVD  
COUNTY:ORANGE  
PROJECT LENGTH: .369MI

\*NON-SIS\*  
TYPE OF WORK:ADD LANES & RECONSTRUCT  
LANES EXIST/IMPROVED/ADDED: 5/ 4/ 2

FUND CODE	LESS THAN 2021	2021	2022	2023	2024	2025	GREATER THAN 2025	ALL YEARS
PHASE: PRELIMINARY ENGINEERING / RESPONSIBLE AGENCY: MANAGED BY FDOT								
DIH	80,422	7,890	0	0	0	0	0	88,312
DS	218,065	0	0	0	0	0	0	218,065
HPP	204,837	0	0	0	0	0	0	204,837
TIMP	180,163	0	0	0	0	0	0	180,163
PHASE: RAILROAD & UTILITIES / RESPONSIBLE AGENCY: MANAGED BY FDOT								
DDR	1,934,552	96,935	0	0	0	0	0	2,031,487
DS	5,764	0	0	0	0	0	0	5,764
LF	2,406,802	176,341	0	0	0	0	0	2,583,143
PHASE: CONSTRUCTION / RESPONSIBLE AGENCY: MANAGED BY FDOT								
ACSA	1,746,023	0	0	0	0	0	0	1,746,023
CM	303,247	0	0	0	0	0	0	303,247
DDR	2,905,417	289,319	0	0	0	0	0	3,194,736
DER	65,497	0	0	0	0	0	0	65,497
DIH	98,512	3,800	0	0	0	0	0	102,312
DS	1,521,543	0	0	0	0	0	0	1,521,543
HPP	1,712,197	209	0	0	0	0	0	1,712,406
LF	227,751	0	0	0	0	0	0	227,751
SA	2,772,402	0	0	0	0	0	0	2,772,402
TIMP	907,966	0	0	0	0	0	0	907,966
<b>TOTAL 407143 4</b>	<b>17,291,160</b>	<b>574,494</b>	<b>0</b>	<b>0</b>	<b>0</b>	<b>0</b>	<b>0</b>	<b>17,865,654</b>

ITEM NUMBER:407143 5  
DISTRICT:05  
ROADWAY ID:75002000

PROJECT DESCRIPTION:SR 482 SAND LAKE RD FROM UNIVERSAL BLVD TO W OF JOHN YOUNG PARKWAY  
COUNTY:ORANGE  
PROJECT LENGTH: 2.103MI

\*NON-SIS\*  
TYPE OF WORK:ADD LANES & RECONSTRUCT  
LANES EXIST/IMPROVED/ADDED: 5/ 2/ 2

FUND CODE	LESS THAN 2021	2021	2022	2023	2024	2025	GREATER THAN 2025	ALL YEARS
PHASE: PRELIMINARY ENGINEERING / RESPONSIBLE AGENCY: MANAGED BY FDOT								
DDR	671,515	0	0	0	0	0	0	671,515
DIH	46,496	10,068	0	0	0	0	0	56,564
DS	703,961	0	0	0	0	0	0	703,961
PHASE: RAILROAD & UTILITIES / RESPONSIBLE AGENCY: MANAGED BY FDOT								
DDR	3,332,685	78,674	0	0	0	0	0	3,411,359
DER	7,978	0	0	0	0	0	0	7,978
DS	451,597	31,312	0	0	0	0	0	482,909
LF	6,070,705	37,445	0	0	0	0	0	6,108,150
PHASE: CONSTRUCTION / RESPONSIBLE AGENCY: MANAGED BY FDOT								
DDR	38,299,141	69,293	0	0	0	0	0	38,368,434
DER	57,595	0	0	0	0	0	0	57,595
DIH	30,899	17,543	0	0	0	0	0	48,442
DS	1,281,909	0	0	0	0	0	0	1,281,909
LF	361,491	35,365	0	0	0	0	0	396,856
<b>TOTAL 407143 5</b>	<b>51,315,972</b>	<b>279,700</b>	<b>0</b>	<b>0</b>	<b>0</b>	<b>0</b>	<b>0</b>	<b>51,595,672</b>

ITEM NUMBER:407143 6  
DISTRICT:05  
ROADWAY ID:75002000

PROJECT DESCRIPTION:JOHN YOUNG PARKWAY AT SR 482 SAND LAKE RD OVERPASS  
COUNTY:ORANGE  
PROJECT LENGTH: 2.066MI

\*NON-SIS\*  
TYPE OF WORK:ADD LANES & RECONSTRUCT  
LANES EXIST/IMPROVED/ADDED: 4/ 4/ 2

FUND CODE	LESS THAN 2021	2021	2022	2023	2024	2025	GREATER THAN 2025	ALL YEARS
PHASE: PRELIMINARY ENGINEERING / RESPONSIBLE AGENCY: MANAGED BY FDOT								
DIH	37,277	6,433	0	0	0	0	0	43,710



FLORIDA DEPARTMENT OF TRANSPORTATION  
OFFICE OF WORK PROGRAM  
MPO ROLLFORWARD REPORT  
=====

DATE RUN: 07/01/2020  
TIME RUN: 11.18.04  
MBRMPOTP

HIGHWAYS  
=====

PHASE: RAILROAD & UTILITIES / RESPONSIBLE AGENCY: MANAGED BY FDOT									
DDR	12,335	0	0	0	0	0	0	0	12,335
LF	233,164	0	0	0	0	0	0	0	233,164
PHASE: CONSTRUCTION / RESPONSIBLE AGENCY: MANAGED BY FDOT									
CIGP	6,659,837	0	0	0	0	0	0	0	6,659,837
DDR	17,644,230	0	0	0	0	0	0	0	17,644,230
DER	85,719	0	0	0	0	0	0	0	85,719
DIH	99,212	5,384	0	0	0	0	0	0	104,596
DS	533,482	0	0	0	0	0	0	0	533,482
LF	4,022,376	4,418	0	0	0	0	0	0	4,026,794
<b>TOTAL 407143 6</b>	<b>29,327,632</b>	<b>16,235</b>	<b>0</b>	<b>0</b>	<b>0</b>	<b>0</b>	<b>0</b>	<b>0</b>	<b>29,343,867</b>
<b>TOTAL PROJECT:</b>	<b>97,934,764</b>	<b>870,429</b>	<b>0</b>	<b>0</b>	<b>0</b>	<b>0</b>	<b>0</b>	<b>0</b>	<b>98,805,193</b>

ITEM NUMBER:408429 2		PROJECT DESCRIPTION:SR 15/600 (US 17/92) ORLANDO AVE FROM S OF NOTTINGHAM ST TO MONROE AVE					*NON-SIS*		
DISTRICT:05		COUNTY:ORANGE					TYPE OF WORK:URBAN CORRIDOR IMPROVEMENTS		
ROADWAY ID:75030000		PROJECT LENGTH: 2.096MI					LANES EXIST/IMPROVED/ADDED: 6/ 0/ 0		
FUND CODE	LESS THAN 2021	2021	2022	2023	2024	2025	GREATER THAN 2025	ALL YEARS	
PHASE: PRELIMINARY ENGINEERING / RESPONSIBLE AGENCY: MANAGED BY FDOT									
ACSU	38,123	13,929	0	0	0	0	0	0	52,052
LF	179,934	0	0	0	0	0	0	0	179,934
SU	2,954,261	375,145	0	0	0	0	0	0	3,329,406
TALU	0	25,668	0	0	0	0	0	0	25,668
<b>TOTAL 408429 2</b>	<b>3,172,318</b>	<b>414,742</b>	<b>0</b>	<b>0</b>	<b>0</b>	<b>0</b>	<b>0</b>	<b>0</b>	<b>3,587,060</b>
<b>TOTAL PROJECT:</b>	<b>3,172,318</b>	<b>414,742</b>	<b>0</b>	<b>0</b>	<b>0</b>	<b>0</b>	<b>0</b>	<b>0</b>	<b>3,587,060</b>

ITEM NUMBER:416724 1		PROJECT DESCRIPTION:ORANGE COUNTYWIDE ADVANCE ROW ACQUISITION					*NON-SIS*		
DISTRICT:05		COUNTY:ORANGE					TYPE OF WORK:RIGHT OF WAY - FUTURE CAPACITY		
ROADWAY ID:75060000		PROJECT LENGTH: 27.686MI					LANES EXIST/IMPROVED/ADDED: 4/ 4/ 2		
FUND CODE	LESS THAN 2021	2021	2022	2023	2024	2025	GREATER THAN 2025	ALL YEARS	
PHASE: RIGHT OF WAY / RESPONSIBLE AGENCY: MANAGED BY FDOT									
DDR	43,001,478	0	0	0	0	0	0	0	43,001,478
DIH	1,304,002	10,000	0	0	0	0	0	0	1,314,002
DIRS	274,651	0	0	0	0	0	0	0	274,651
DS	11,353,104	0	0	0	0	0	0	0	11,353,104
<b>TOTAL 416724 1</b>	<b>55,933,235</b>	<b>10,000</b>	<b>0</b>	<b>0</b>	<b>0</b>	<b>0</b>	<b>0</b>	<b>0</b>	<b>55,943,235</b>
<b>TOTAL PROJECT:</b>	<b>55,933,235</b>	<b>10,000</b>	<b>0</b>	<b>0</b>	<b>0</b>	<b>0</b>	<b>0</b>	<b>0</b>	<b>55,943,235</b>

ITEM NUMBER:422009 1		PROJECT DESCRIPTION:SR 438 FROM CR435 (HIAWASSEE RD) TO PRINCETON ST					*NON-SIS*		
DISTRICT:05		COUNTY:ORANGE					TYPE OF WORK:RESURFACING		
ROADWAY ID:75250000		PROJECT LENGTH: 2.545MI					LANES EXIST/IMPROVED/ADDED: 6/ 6/ 0		
FUND CODE	LESS THAN 2021	2021	2022	2023	2024	2025	GREATER THAN 2025	ALL YEARS	
PHASE: PRELIMINARY ENGINEERING / RESPONSIBLE AGENCY: MANAGED BY FDOT									
DIH	12,420	0	0	0	0	0	0	0	12,420
DS	242,004	0	0	0	0	0	0	0	242,004
PHASE: CONSTRUCTION / RESPONSIBLE AGENCY: MANAGED BY FDOT									
DIH	38,152	4,188	0	0	0	0	0	0	42,340



FLORIDA DEPARTMENT OF TRANSPORTATION  
OFFICE OF WORK PROGRAM  
MPO ROLLFORWARD REPORT  
=====

DATE RUN: 07/01/2020  
TIME RUN: 11.18.04  
MBRMPOTP

HIGHWAYS  
=====

ITEM NUMBER:428877 1		PROJECT DESCRIPTION:SR 482 FROM SR 527 (ORANGE AVE) TO W OF SR 528					*SIS*		
DISTRICT:05		COUNTY:ORANGE					TYPE OF WORK:RESURFACING		
ROADWAY ID:75002000		PROJECT LENGTH: 1.230MI					LANES EXIST/IMPROVED/ADDED: 4/ 2/ 0		
FUND CODE	LESS THAN 2021	2021	2022	2023	2024	2025	GREATER THAN 2025	ALL YEARS	
PHASE: PRELIMINARY ENGINEERING / RESPONSIBLE AGENCY: MANAGED BY FDOT									
DIH	245,417	0	0	0	0	0	0	0	245,417
DS	6,780	0	0	0	0	0	0	0	6,780
PHASE: CONSTRUCTION / RESPONSIBLE AGENCY: MANAGED BY FDOT									
DDR	304,135	0	0	0	0	0	0	0	304,135
DIH	41,267	1,507	0	0	0	0	0	0	42,774
DS	729,373	0	0	0	0	0	0	0	729,373
<b>TOTAL 428877 1</b>	<b>1,326,972</b>	<b>1,507</b>	<b>0</b>	<b>0</b>	<b>0</b>	<b>0</b>	<b>0</b>	<b>0</b>	<b>1,328,479</b>
<b>TOTAL PROJECT:</b>	<b>1,326,972</b>	<b>1,507</b>	<b>0</b>	<b>0</b>	<b>0</b>	<b>0</b>	<b>0</b>	<b>0</b>	<b>1,328,479</b>

ITEM NUMBER:428934 1		PROJECT DESCRIPTION:SR15/ANDERSON ST FROM EAST OF MILLS AVE TO WEST OF HAMPTON AVE					*NON-SIS*		
DISTRICT:05		COUNTY:ORANGE					TYPE OF WORK:RESURFACING		
ROADWAY ID:75080101		PROJECT LENGTH: .428MI					LANES EXIST/IMPROVED/ADDED: 2/ 2/ 0		
FUND CODE	LESS THAN 2021	2021	2022	2023	2024	2025	GREATER THAN 2025	ALL YEARS	
PHASE: PRELIMINARY ENGINEERING / RESPONSIBLE AGENCY: MANAGED BY FDOT									
DDR	95,647	0	0	0	0	0	0	0	95,647
DIH	14,982	0	0	0	0	0	0	0	14,982
PHASE: CONSTRUCTION / RESPONSIBLE AGENCY: MANAGED BY FDOT									
DDR	41,648	0	0	0	0	0	0	0	41,648
DIH	19,392	1,559	0	0	0	0	0	0	20,951
SA	271,204	0	0	0	0	0	0	0	271,204
<b>TOTAL 428934 1</b>	<b>442,873</b>	<b>1,559</b>	<b>0</b>	<b>0</b>	<b>0</b>	<b>0</b>	<b>0</b>	<b>0</b>	<b>444,432</b>
<b>TOTAL PROJECT:</b>	<b>442,873</b>	<b>1,559</b>	<b>0</b>	<b>0</b>	<b>0</b>	<b>0</b>	<b>0</b>	<b>0</b>	<b>444,432</b>

ITEM NUMBER:429243 1		PROJECT DESCRIPTION:I-4 SR 400 FROM W OF CENTRAL FL PKWY TO E OF CENTRAL FL PKWY					*SIS*		
DISTRICT:05		COUNTY:ORANGE					TYPE OF WORK:LIGHTING		
ROADWAY ID:75280000		PROJECT LENGTH: .966MI					LANES EXIST/IMPROVED/ADDED: 8/ 0/ 0		
FUND CODE	LESS THAN 2021	2021	2022	2023	2024	2025	GREATER THAN 2025	ALL YEARS	
PHASE: CONSTRUCTION / RESPONSIBLE AGENCY: MANAGED BY FDOT									
DDR	599,323	0	0	0	0	0	0	0	599,323
DIH	12,420	2,855	0	0	0	0	0	0	15,275
<b>TOTAL 429243 1</b>	<b>611,743</b>	<b>2,855</b>	<b>0</b>	<b>0</b>	<b>0</b>	<b>0</b>	<b>0</b>	<b>0</b>	<b>614,598</b>
<b>TOTAL PROJECT:</b>	<b>611,743</b>	<b>2,855</b>	<b>0</b>	<b>0</b>	<b>0</b>	<b>0</b>	<b>0</b>	<b>0</b>	<b>614,598</b>

ITEM NUMBER:430225 4		PROJECT DESCRIPTION:SHINGLE CREEK TRAIL FROM W. TAFT VINELAND ROAD TO SR 528					*NON-SIS*		
DISTRICT:05		COUNTY:ORANGE					TYPE OF WORK:BIKE PATH/TRAIL		
ROADWAY ID:		PROJECT LENGTH: .000					LANES EXIST/IMPROVED/ADDED: 0/ 0/ 0		
FUND CODE	LESS THAN 2021	2021	2022	2023	2024	2025	GREATER THAN 2025	ALL YEARS	
PHASE: CONSTRUCTION / RESPONSIBLE AGENCY: MANAGED BY ORANGE COUNTY PUBLIC WORKS DEPT									
SU	0	3,690,398	0	0	0	0	0	0	3,690,398
TALT	0	1,553,486	0	0	0	0	0	0	1,553,486

FLORIDA DEPARTMENT OF TRANSPORTATION  
OFFICE OF WORK PROGRAM  
MPO ROLLFORWARD REPORT  
=====

DATE RUN: 07/01/2020  
TIME RUN: 11.18.04  
MBRMPOTP

HIGHWAYS  
=====

TALU	0	20,785	0	0	0	0	0	20,785
<b>TOTAL 430225 4</b>	<b>0</b>	<b>5,264,669</b>	<b>0</b>	<b>0</b>	<b>0</b>	<b>0</b>	<b>0</b>	<b>5,264,669</b>
<b>TOTAL PROJECT:</b>	<b>0</b>	<b>5,264,669</b>	<b>0</b>	<b>0</b>	<b>0</b>	<b>0</b>	<b>0</b>	<b>5,264,669</b>

ITEM NUMBER:433607 1 PROJECT DESCRIPTION:SR 50 BRIDGES OVER ECONLOCKHATCHEE RIVER BRIDGES 750013&750169 \*NON-SIS\*  
DISTRICT:05 COUNTY:ORANGE TYPE OF WORK:BRIDGE REPLACEMENT  
ROADWAY ID:75060000 PROJECT LENGTH: 1.079MI LANES EXIST/IMPROVED/ADDED: 4/ 0/ 0

FUND CODE	LESS THAN 2021	2021	2022	2023	2024	2025	GREATER THAN 2025	ALL YEARS
PHASE: PRELIMINARY ENGINEERING / RESPONSIBLE AGENCY: MANAGED BY FDOT								
DC	3,311	0	0	0	0	0	0	3,311
DDR	74,000	0	0	0	0	0	0	74,000
DIH	103,545	3,187	0	0	0	0	0	106,732
DS	538,726	0	0	0	0	0	0	538,726
PHASE: RIGHT OF WAY / RESPONSIBLE AGENCY: MANAGED BY FDOT								
LF	1,000	0	0	0	0	0	0	1,000
PHASE: ENVIRONMENTAL / RESPONSIBLE AGENCY: MANAGED BY FDOT								
DDR	319,800	0	0	0	0	0	0	319,800
PHASE: DESIGN BUILD / RESPONSIBLE AGENCY: MANAGED BY FDOT								
DDR	11,861,405	0	0	0	0	0	0	11,861,405
DIH	160,198	513	0	0	0	0	0	160,711
DS	548,344	0	0	0	0	0	0	548,344
<b>TOTAL 433607 1</b>	<b>13,610,329</b>	<b>3,700</b>	<b>0</b>	<b>0</b>	<b>0</b>	<b>0</b>	<b>0</b>	<b>13,614,029</b>
<b>TOTAL PROJECT:</b>	<b>13,610,329</b>	<b>3,700</b>	<b>0</b>	<b>0</b>	<b>0</b>	<b>0</b>	<b>0</b>	<b>13,614,029</b>

ITEM NUMBER:433788 1 PROJECT DESCRIPTION:SR 426 FROM I-4 TO SR 15/600 \*NON-SIS\*  
DISTRICT:05 COUNTY:ORANGE TYPE OF WORK:UTILITY CONTRACTS  
ROADWAY ID:75006000 PROJECT LENGTH: 1.095MI LANES EXIST/IMPROVED/ADDED: 4/ 0/ 0

FUND CODE	LESS THAN 2021	2021	2022	2023	2024	2025	GREATER THAN 2025	ALL YEARS
PHASE: PRELIMINARY ENGINEERING / RESPONSIBLE AGENCY: MANAGED BY FDOT								
DIH	13,391	4,616	0	0	0	0	0	18,007
PHASE: RAILROAD & UTILITIES / RESPONSIBLE AGENCY: MANAGED BY FDOT								
DDR	15,449,999	0	0	0	0	0	0	15,449,999
DS	310,026	0	0	0	0	0	0	310,026
<b>TOTAL 433788 1</b>	<b>15,773,416</b>	<b>4,616</b>	<b>0</b>	<b>0</b>	<b>0</b>	<b>0</b>	<b>0</b>	<b>15,778,032</b>
<b>TOTAL PROJECT:</b>	<b>15,773,416</b>	<b>4,616</b>	<b>0</b>	<b>0</b>	<b>0</b>	<b>0</b>	<b>0</b>	<b>15,778,032</b>

ITEM NUMBER:434419 1 PROJECT DESCRIPTION:SR 15/600 (US 17/92) RAILROAD BRIDGE # 750255 \*NON-SIS\*  
DISTRICT:05 COUNTY:ORANGE TYPE OF WORK:BRIDGE-REPAIR/REHABILITATION  
ROADWAY ID:75030000 PROJECT LENGTH: .004MI LANES EXIST/IMPROVED/ADDED: 5/ 0/ 0

FUND CODE	LESS THAN 2021	2021	2022	2023	2024	2025	GREATER THAN 2025	ALL YEARS
PHASE: PRELIMINARY ENGINEERING / RESPONSIBLE AGENCY: MANAGED BY FDOT								
DIH	2,369	0	0	0	0	0	0	2,369
DS	42,926	0	0	0	0	0	0	42,926
PHASE: CONSTRUCTION / RESPONSIBLE AGENCY: MANAGED BY FDOT								
BRP	629,919	0	0	0	0	0	0	629,919
DIH	4,901	42,014	0	0	0	0	0	46,915

FLORIDA DEPARTMENT OF TRANSPORTATION  
OFFICE OF WORK PROGRAM  
MPO ROLLFORWARD REPORT  
=====

DATE RUN: 07/01/2020  
TIME RUN: 11.18.04  
MBRMPOTP

HIGHWAYS  
=====

DS	36,512	0	0	0	0	0	0	36,512
TOTAL 434419 1	716,627	42,014	0	0	0	0	0	758,641
TOTAL PROJECT:	716,627	42,014	0	0	0	0	0	758,641

ITEM NUMBER:434426 1 PROJECT DESCRIPTION:SR 482 (SAND LAKE RD )FROM E OF GOLDENSKY LANE TO E OF LAKE GLORIA BLV \*NON-SIS\*  
DISTRICT:05 COUNTY:ORANGE TYPE OF WORK:SKID HAZARD OVERLAY  
ROADWAY ID:75002000 PROJECT LENGTH: 1.334MI LANES EXIST/IMPROVED/ADDED: 6/ 0/ 0

FUND CODE	LESS THAN 2021	2021	2022	2023	2024	2025	GREATER THAN 2025	ALL YEARS
PHASE: PRELIMINARY ENGINEERING / RESPONSIBLE AGENCY: MANAGED BY FDOT								
DDR	10,547	0	0	0	0	0	0	10,547
DIH	37,964	4,325	0	0	0	0	0	42,289
DS	72,286	0	0	0	0	0	0	72,286
HSP	302,627	0	0	0	0	0	0	302,627
PHASE: CONSTRUCTION / RESPONSIBLE AGENCY: MANAGED BY FDOT								
DDR	130,586	0	0	0	0	0	0	130,586
DIH	22,737	9,940	0	0	0	0	0	32,677
DS	58,005	0	0	0	0	0	0	58,005
HSP	2,110,888	0	0	0	0	0	0	2,110,888
SA	150,150	0	0	0	0	0	0	150,150
TOTAL 434426 1	2,895,790	14,265	0	0	0	0	0	2,910,055
TOTAL PROJECT:	2,895,790	14,265	0	0	0	0	0	2,910,055

ITEM NUMBER:434783 1 PROJECT DESCRIPTION:SR 400 (I-4) AT CENTRAL FLORIDA PARKWAY \*SIS\*  
DISTRICT:05 COUNTY:ORANGE TYPE OF WORK:DRAINAGE IMPROVEMENTS  
ROADWAY ID:75280000 PROJECT LENGTH: .395MI LANES EXIST/IMPROVED/ADDED: 8/ 0/ 0

FUND CODE	LESS THAN 2021	2021	2022	2023	2024	2025	GREATER THAN 2025	ALL YEARS
PHASE: CONSTRUCTION / RESPONSIBLE AGENCY: RESPONSIBLE AGENCY NOT AVAILABLE								
DIH	0	5,000	0	0	0	0	0	5,000
DS	50,000	0	0	0	0	0	0	50,000
TOTAL 434783 1	50,000	5,000	0	0	0	0	0	55,000
TOTAL PROJECT:	50,000	5,000	0	0	0	0	0	55,000

ITEM NUMBER:435435 2 PROJECT DESCRIPTION:SR 500 (US 441) FROM LEE ROAD TO BEGGS ROAD \*NON-SIS\*  
DISTRICT:05 COUNTY:ORANGE TYPE OF WORK:LANDSCAPING  
ROADWAY ID:75020000 PROJECT LENGTH: 2.742MI LANES EXIST/IMPROVED/ADDED: 4/ 0/ 0

FUND CODE	LESS THAN 2021	2021	2022	2023	2024	2025	GREATER THAN 2025	ALL YEARS
PHASE: CONSTRUCTION / RESPONSIBLE AGENCY: MANAGED BY FDOT								
DER	6,200	0	0	0	0	0	0	6,200
DIH	11,719	65,458	0	0	0	0	0	77,177
DS	336,351	0	0	0	0	0	0	336,351
TOTAL 435435 2	354,270	65,458	0	0	0	0	0	419,728
TOTAL PROJECT:	354,270	65,458	0	0	0	0	0	419,728



FLORIDA DEPARTMENT OF TRANSPORTATION  
OFFICE OF WORK PROGRAM  
MPO ROLLFORWARD REPORT  
=====

DATE RUN: 07/01/2020  
TIME RUN: 11.18.04  
MBRMPOTP

HIGHWAYS  
=====

SU	356,439	0	0	0	0	0	0	356,439
TOTAL 437330 1	4,816,307	39,294	0	0	0	0	0	4,855,601
TOTAL PROJECT:	4,816,307	39,294	0	0	0	0	0	4,855,601

ITEM NUMBER:437331 1 PROJECT DESCRIPTION:US 441/SR 500/ORANGE BLOSSOM TRL-N OF JONES AVE TO S OF WADSWORTH ROAD \*NON-SIS\*  
DISTRICT:05 COUNTY:ORANGE TYPE OF WORK:RESURFACING  
ROADWAY ID:75020000 PROJECT LENGTH: 3.050MI LANES EXIST/IMPROVED/ADDED: 4/ 4/ 0

FUND CODE	LESS THAN 2021	2021	2022	2023	2024	2025	GREATER THAN 2025	ALL YEARS
PHASE: PRELIMINARY ENGINEERING / RESPONSIBLE AGENCY: MANAGED BY FDOT								
DC	1,609	0	0	0	0	0	0	1,609
DDR	698,864	0	0	0	0	0	0	698,864
DIH	51,168	5,552	0	0	0	0	0	56,720
DS	11,523	0	0	0	0	0	0	11,523
PHASE: RAILROAD & UTILITIES / RESPONSIBLE AGENCY: MANAGED BY FDOT								
DS	0	30,000	0	0	0	0	0	30,000
PHASE: CONSTRUCTION / RESPONSIBLE AGENCY: MANAGED BY FDOT								
DDR	5,170	0	0	0	0	0	0	5,170
DIH	11,792	8,208	0	0	0	0	0	20,000
DS	4,035,424	0	0	0	0	0	0	4,035,424
TOTAL 437331 1	4,815,550	43,760	0	0	0	0	0	4,859,310
TOTAL PROJECT:	4,815,550	43,760	0	0	0	0	0	4,859,310

ITEM NUMBER:437338 1 PROJECT DESCRIPTION:SR 500/US 441/ORANGE BLOSSOM TRAIL-E OF LAKE DOE COVE TO E OF SR 429 \*NON-SIS\*  
DISTRICT:05 COUNTY:ORANGE TYPE OF WORK:RESURFACING  
ROADWAY ID:75020000 PROJECT LENGTH: 1.887MI LANES EXIST/IMPROVED/ADDED: 4/ 4/ 0

FUND CODE	LESS THAN 2021	2021	2022	2023	2024	2025	GREATER THAN 2025	ALL YEARS
PHASE: PRELIMINARY ENGINEERING / RESPONSIBLE AGENCY: MANAGED BY FDOT								
DC	1,609	0	0	0	0	0	0	1,609
DDR	939,701	0	0	0	0	0	0	939,701
DIH	51,734	3,547	0	0	0	0	0	55,281
DS	17,998	0	0	0	0	0	0	17,998
PHASE: CONSTRUCTION / RESPONSIBLE AGENCY: MANAGED BY FDOT								
DDR	5,523,721	0	0	0	0	0	0	5,523,721
DIH	37,140	7,986	0	0	0	0	0	45,126
DS	492,368	89,547	0	0	0	0	0	581,915
TOTAL 437338 1	7,064,271	101,080	0	0	0	0	0	7,165,351
TOTAL PROJECT:	7,064,271	101,080	0	0	0	0	0	7,165,351

ITEM NUMBER:437341 1 PROJECT DESCRIPTION:SR 435 (KIRKMAN ROAD) FROM N OF SR 482 (SAND LAKE RD) TO S OF SR 408 \*NON-SIS\*  
DISTRICT:05 COUNTY:ORANGE TYPE OF WORK:RESURFACING  
ROADWAY ID:75270000 PROJECT LENGTH: 6.627MI LANES EXIST/IMPROVED/ADDED: 8/ 8/ 0

FUND CODE	LESS THAN 2021	2021	2022	2023	2024	2025	GREATER THAN 2025	ALL YEARS
PHASE: PRELIMINARY ENGINEERING / RESPONSIBLE AGENCY: MANAGED BY FDOT								
DC	1,609	0	0	0	0	0	0	1,609
DDR	1,470,574	0	0	0	0	0	0	1,470,574
DIH	101,227	0	0	0	0	0	0	101,227
DS	69,935	0	0	0	0	0	0	69,935
EB	1,000	0	0	0	0	0	0	1,000
LF	92,806	0	0	0	0	0	0	92,806
SA	10,000	20,000	0	0	0	0	0	30,000

FLORIDA DEPARTMENT OF TRANSPORTATION  
OFFICE OF WORK PROGRAM  
MPO ROLLFORWARD REPORT  
=====

DATE RUN: 07/01/2020

TIME RUN: 11.18.04  
MBRMPOTP

SU	518,914	0	0	0	0	0	518,914
TALT	41,649	0	0	0	0	0	41,649
TALU	123,922	0	0	0	0	0	123,922
PHASE: RAILROAD & UTILITIES / RESPONSIBLE AGENCY: MANAGED BY FDOT							
LF	324,616	0	0	0	0	0	324,616
PHASE: CONSTRUCTION / RESPONSIBLE AGENCY: MANAGED BY FDOT							
ACSA	3,355,735	0	0	0	0	0	3,355,735
DDR	4,586,715	0	0	0	0	0	4,586,715
DIH	104,910	6,687	0	0	0	0	111,597
DS	201,911	0	0	0	0	0	201,911
LF	1,477,112	0	0	0	0	0	1,477,112
NHRE	3,165,679	0	0	0	0	0	3,165,679
PKYI	47	0	0	0	0	0	47
SA	5,581,324	0	0	0	0	0	5,581,324
TALL	12,916	0	0	0	0	0	12,916
TALT	62,308	76,315	0	0	0	0	138,623
TALU	82,321	0	0	0	0	0	82,321
TOTAL 437341 1	21,387,230	103,002	0	0	0	0	21,490,232
TOTAL PROJECT:	21,387,230	103,002	0	0	0	0	21,490,232

ITEM NUMBER:437458 1  
DISTRICT:05  
ROADWAY ID:75000379

PROJECT DESCRIPTION:N. FORT CHRISTMAS ROAD FROM LAKE PICKETT RD TO NW OF LAKE PICKETT RD  
COUNTY:ORANGE  
PROJECT LENGTH: .374MI

\*NON-SIS\*

TYPE OF WORK:PAVE SHOULDERS  
LANES EXIST/IMPROVED/AD

	FUND CODE	LESS THAN 2021	2021	2022	2023	2024	2025	GREATER THAN 2025	ALL YEARS
PHASE:	PRELIMINARY ENGINEERING / RESPONSIBLE AGENCY:	MANAGED BY FDOT							
	SA	215	0	0	0	0	0	0	215
PHASE:	PRELIMINARY ENGINEERING / RESPONSIBLE AGENCY:	MANAGED BY ORANGE COUNTY BOCC							
	HSP	155,037	0	0	0	0	0	0	155,037
	SA	535	0	0	0	0	0	0	535
PHASE:	CONSTRUCTION / RESPONSIBLE AGENCY:	MANAGED BY ORANGE COUNTY BOCC							
	ACSS	954,582	20,000	0	0	0	0	0	974,582
	LF	157,022	0	0	0	0	0	0	157,022
TOTAL	437458 1	1,267,391	20,000	0	0	0	0	0	1,287,391
TOTAL PROJECT:		1,267,391	20,000	0	0	0	0	0	1,287,391

ITEM NUMBER:437493 1  
DISTRICT:05  
ROADWAY ID:75330000

PROJECT DESCRIPTION:SR 429 (WEKIVA PKWY) FROM MORRIS ACCESS RD TO LAKE COUNTY LINE  
COUNTY:ORANGE  
PROJECT LENGTH: .701MI

\*SIS\*

TYPE OF WORK:ITS FREEWAY MANAGEMENT  
LANES EXIST/IMPROVED/ADDED: 0/ 0/ 0

FUND CODE	LESS THAN 2021	2021	2022	2023	2024	2025	GREATER THAN 2025	ALL YEARS
PHASE: PRELIMINARY ENGINEERING / RESPONSIBLE AGENCY: MANAGED BY FDOT								
DDR	23,010	0		0		0	0	23,010
DIH	3,087	1,912	0	0		0	0	4,999
DS	24,837	0	0	0		0	0	24,837
PHASE: CONSTRUCTION / RESPONSIBLE AGENCY: MANAGED BY FDOT								
DDR	215,579	0	0	0		0	0	215,579
DS	12,653	0	0	0		0	0	12,653
<b>TOTAL 437493 1</b>	<b>279,166</b>	<b>1,912</b>	<b>0</b>	<b>0</b>		<b>0</b>	<b>0</b>	<b>281,078</b>
<b>TOTAL PROJECT:</b>	<b>279,166</b>	<b>1,912</b>	<b>0</b>	<b>0</b>		<b>0</b>	<b>0</b>	<b>281,078</b>



FLORIDA DEPARTMENT OF TRANSPORTATION  
OFFICE OF WORK PROGRAM  
MPO ROLLFORWARD REPORT  
=====

DATE RUN: 07/01/2020  
TIME RUN: 11.18.04  
MBRMPOTP

HIGHWAYS  
=====

ITEM NUMBER:437592 1	PROJECT DESCRIPTION:SR600/SR500/US441/US17-92 FROM S OF SR482 (SAND LAKE RD) TO N OF SR482						*NON-SIS*	
DISTRICT:05	COUNTY:ORANGE						TYPE OF WORK:INTERSECTION IMPROVEMENT	
ROADWAY ID:75010000	PROJECT LENGTH: .152MI						LANES EXIST/IMPROVED/ADDED: 6/ 0/ 0	
FUND CODE	LESS THAN 2021	2021	2022	2023	2024	2025	GREATER THAN 2025	ALL YEARS
PHASE: PRELIMINARY ENGINEERING / RESPONSIBLE AGENCY: MANAGED BY FDOT								
DDR	397,085	0	0	0	0	0	0	397,085
DIH	35,410	0	0	0	0	0	0	35,410
DS	5,598	0	0	0	0	0	0	5,598
HSP	355,000	0	0	0	0	0	0	355,000
SA	2,237	7,763	0	0	0	0	0	10,000
PHASE: CONSTRUCTION / RESPONSIBLE AGENCY: MANAGED BY FDOT								
DDR	531,899	0	0	0	0	0	0	531,899
DIH	41,975	3,025	0	0	0	0	0	45,000
DS	38,006	0	0	0	0	0	0	38,006
HSP	1,139,865	0	0	0	0	0	0	1,139,865
<b>TOTAL 437592 1</b>	<b>2,547,075</b>	<b>10,788</b>	<b>0</b>	<b>0</b>	<b>0</b>	<b>0</b>	<b>0</b>	<b>2,557,863</b>
<b>TOTAL PROJECT:</b>	<b>2,547,075</b>	<b>10,788</b>	<b>0</b>	<b>0</b>	<b>0</b>	<b>0</b>	<b>0</b>	<b>2,557,863</b>

ITEM NUMBER:437597 1	PROJECT DESCRIPTION:SR 50/WEST COLONIAL DR FROM WEST OF CARTER ROAD TO EAST OF CARTER ROAD						*NON-SIS*	
DISTRICT:05	COUNTY:ORANGE						TYPE OF WORK:TRAFFIC OPS IMPROVEMENT	
ROADWAY ID:75050000	PROJECT LENGTH: .010MI						LANES EXIST/IMPROVED/ADDED: 6/ 0/ 0	
FUND CODE	LESS THAN 2021	2021	2022	2023	2024	2025	GREATER THAN 2025	ALL YEARS
PHASE: PRELIMINARY ENGINEERING / RESPONSIBLE AGENCY: MANAGED BY FDOT								
DDR	134,232	0	0	0	0	0	0	134,232
DIH	13,786	6,330	0	0	0	0	0	20,116
<b>TOTAL 437597 1</b>	<b>148,018</b>	<b>6,330</b>	<b>0</b>	<b>0</b>	<b>0</b>	<b>0</b>	<b>0</b>	<b>154,348</b>
<b>TOTAL PROJECT:</b>	<b>148,018</b>	<b>6,330</b>	<b>0</b>	<b>0</b>	<b>0</b>	<b>0</b>	<b>0</b>	<b>154,348</b>

ITEM NUMBER:437634 1	PROJECT DESCRIPTION:SR 551 (GOLDENROD ROAD) FROM SR 408 TO SR 50						*NON-SIS*	
DISTRICT:05	COUNTY:ORANGE						TYPE OF WORK:SAFETY PROJECT	
ROADWAY ID:75200000	PROJECT LENGTH: 1.797MI						LANES EXIST/IMPROVED/ADDED: 4/ 0/ 0	
FUND CODE	LESS THAN 2021	2021	2022	2023	2024	2025	GREATER THAN 2025	ALL YEARS
PHASE: PRELIMINARY ENGINEERING / RESPONSIBLE AGENCY: MANAGED BY FDOT								
ACSS	110,882	55,118	0	0	0	0	0	166,000
DDR	459,940	0	0	0	0	0	0	459,940
DIH	50,889	3,206	0	0	0	0	0	54,095
DS	4,875	0	0	0	0	0	0	4,875
HSP	1,294,759	0	0	0	0	0	0	1,294,759
PHASE: RIGHT OF WAY / RESPONSIBLE AGENCY: MANAGED BY FDOT								
ACSS	24,618	770,699	537,500	83,610	0	0	0	1,416,427
DDR	178,992	42,004	0	0	0	0	0	220,996
HSP	692,277	1,293,497	0	0	0	0	0	1,985,774
PHASE: RAILROAD & UTILITIES / RESPONSIBLE AGENCY: MANAGED BY FDOT								
DDR	0	1,000,000	0	0	0	0	0	1,000,000
PHASE: CONSTRUCTION / RESPONSIBLE AGENCY: MANAGED BY FDOT								
ACSS	0	7,913,775	0	0	0	0	0	7,913,775
DDR	0	1,410,194	0	0	0	0	0	1,410,194

FLORIDA DEPARTMENT OF TRANSPORTATION  
OFFICE OF WORK PROGRAM  
MPO ROLLFORWARD REPORT  
=====

DATE RUN: 07/01/2020  
TIME RUN: 11.18.04  
MBRMPOTP

HIGHWAYS  
=====

DIH	0	510,671	0	0	0	0	0	510,671
TOTAL 437634 1	2,817,232	12,999,164	537,500	83,610	0	0	0	16,437,506
TOTAL PROJECT:	2,817,232	12,999,164	537,500	83,610	0	0	0	16,437,506

ITEM NUMBER:437739 1 PROJECT DESCRIPTION:SR 50 / EAST COLONIAL DRIVE FROM SR417 SB RAMPS TO CONSTANTINE STREET \*NON-SIS\*  
DISTRICT:05 COUNTY:ORANGE TYPE OF WORK:SIDEWALK  
ROADWAY ID:75060000 PROJECT LENGTH: .421MI LANES EXIST/IMPROVED/ADDED: 6/ 0/ 0

FUND CODE	LESS THAN 2021	2021	2022	2023	2024	2025	GREATER THAN 2025	ALL YEARS
PHASE: PRELIMINARY ENGINEERING / RESPONSIBLE AGENCY: MANAGED BY FDOT								
DDR	189,859	0	0	0	0	0	0	189,859
DIH	20,363	6,314	0	0	0	0	0	26,677
TOTAL 437739 1	210,222	6,314	0	0	0	0	0	216,536
TOTAL PROJECT:	210,222	6,314	0	0	0	0	0	216,536

ITEM NUMBER:439133 1 PROJECT DESCRIPTION:SR 15 @ CURRY FORD RD \*NON-SIS\*  
DISTRICT:05 COUNTY:ORANGE TYPE OF WORK:TRAFFIC SIGNAL UPDATE  
ROADWAY ID:75080000 PROJECT LENGTH: .035MI LANES EXIST/IMPROVED/ADDED: 4/ 0/ 0

FUND CODE	LESS THAN 2021	2021	2022	2023	2024	2025	GREATER THAN 2025	ALL YEARS
PHASE: PRELIMINARY ENGINEERING / RESPONSIBLE AGENCY: MANAGED BY FDOT								
DIH	17,708	2,427	0	0	0	0	0	20,135
DS	350,620	0	0	0	0	0	0	350,620
PHASE: CONSTRUCTION / RESPONSIBLE AGENCY: MANAGED BY FDOT								
DDR	1,066,393	50,000	0	0	0	0	0	1,116,393
DIH	3,474	6,786	0	0	0	0	0	10,260
DS	87	0	0	0	0	0	0	87
LF	152,628	0	0	0	0	0	0	152,628
TOTAL 439133 1	1,590,910	59,213	0	0	0	0	0	1,650,123
TOTAL PROJECT:	1,590,910	59,213	0	0	0	0	0	1,650,123

ITEM NUMBER:439237 1 PROJECT DESCRIPTION:APOPKA-VINELAND RD/SR 535-N OF LAKE BRYAN BEACH BLVD TO VINELAND AVE. \*NON-SIS\*  
DISTRICT:05 COUNTY:ORANGE TYPE OF WORK:RESURFACING  
ROADWAY ID:75035001 PROJECT LENGTH: .841MI LANES EXIST/IMPROVED/ADDED: 6/ 6/ 0

FUND CODE	LESS THAN 2021	2021	2022	2023	2024	2025	GREATER THAN 2025	ALL YEARS
PHASE: PRELIMINARY ENGINEERING / RESPONSIBLE AGENCY: MANAGED BY FDOT								
DC	903	0	0	0	0	0	0	903
DDR	1,029,343	0	0	0	0	0	0	1,029,343
DIH	46,178	4,307	0	0	0	0	0	50,485
DS	140,496	0	0	0	0	0	0	140,496
PHASE: CONSTRUCTION / RESPONSIBLE AGENCY: MANAGED BY FDOT								
DDR	49,570	3,591,175	0	0	0	0	0	3,640,745
DIH	20	10,373	0	0	0	0	0	10,393
DS	0	1,876,818	0	0	0	0	0	1,876,818
LF	0	463,571	0	0	0	0	0	463,571
TOTAL 439237 1	1,266,510	5,946,244	0	0	0	0	0	7,212,754
TOTAL PROJECT:	1,266,510	5,946,244	0	0	0	0	0	7,212,754

FLORIDA DEPARTMENT OF TRANSPORTATION  
OFFICE OF WORK PROGRAM  
MPO ROLLFORWARD REPORT  
=====

DATE RUN: 07/01/2020

TIME RUN: 11.18.04  
MBRMPOTP

ITEM NUMBER:439276 1  
DISTRICT:05  
ROADWAY ID:75011000

PROJECT DESCRIPTION:SR 414 OVER US 17/92 - BRIDGE # 750295  
COUNTY:ORANGE  
PROJECT LENGTH: .135MI

```

*NON-SIS*
TYPE OF WORK:BRIDGE-REPAIR/REHABILITATION
LANES EXIST/IMPROVED/ADDED: 4/ 0/ 0

```

	FUND CODE	LESS THAN 2021	2021	2022	2023	2024	2025	GREATER THAN 2025	ALL YEARS
PHASE: PRELIMINARY ENGINEERING / RESPONSIBLE AGENCY: MANAGED BY FDOT									
	BRRP	69,805	0	0	0	0	0	0	69,805
	DIH	3,274	3,841	0	0	0	0	0	7,115
PHASE: CONSTRUCTION / RESPONSIBLE AGENCY: MANAGED BY FDOT									
	BRRP	652,999	0	0	0	0	0	0	652,999
	DDR	185	0	0	0	0	0	0	185
	DIH	11,030	4,174	0	0	0	0	0	15,204
	DS	1,440	0	0	0	0	0	0	1,440
TOTAL	439276 1	738,733	8,015	0	0	0	0	0	746,748
TOTAL PROJECT:		738,733	8,015	0	0	0	0	0	746,748

ITEM NUMBER:439679 1  
DISTRICT:05  
ROADWAY ID:75010000

PROJECT DESCRIPTION:SR500 / US441 / ORANGE BLOSSOM TR FROM N OF HOLDEN AVE TO 37TH STREET  
COUNTY:ORANGE  
PROJECT LENGTH: .588MI

```
ET                                *NON-SIS*
TYPE OF WORK:PEDESTRIAN SAFETY IMPROVEMENT
LANES EXIST/IMPROVED/ADDED: 6/ 0/ 0
```

	FUND	LESS THAN 2021	2021	2022	2023	2024	2025	GREATER THAN 2025	ALL YEARS
PHASE:	PRELIMINARY ENGINEERING / RESPONSIBLE AGENCY:	MANAGED BY FDOT							
	ACSS	21,222	0	0	0	0	0	0	21,222
	DIH	21,478	7,120	0	0	0	0	0	28,598
	HSP	398,751	0	0	0	0	0	0	398,751
PHASE:	CONSTRUCTION / RESPONSIBLE AGENCY:	MANAGED BY FDOT							
	ACSS	18,493	2,557	0	0	0	0	0	21,050
	DDR	131,260	62,904	0	0	0	0	0	194,164
	DIH	944	0	0	0	0	0	0	944
	DS	1,025	0	0	0	0	0	0	1,025
	HSP	838,437	0	0	0	0	0	0	838,437
TOTAL	439679 1	1,431,610	72,581	0	0	0	0	0	1,504,191
TOTAL PROJECT:		1,431,610	72,581	0	0	0	0	0	1,504,191

ITEM NUMBER:439880 1  
DISTRICT:05  
ROADWAY ID:75002000

PROJECT DESCRIPTION:ORANGE COUNTY PEDESTRIAN LIGHTING BUNDLE A  
COUNTY:ORANGE  
PROJECT LENGTH: 7.441MI

TYPE OF WORK:LIGHTING  
LANES EXIST/IMPROVED/ADDED: 6/ 0/ 0

FUND CODE	LESS THAN					GREATER THAN		ALL YEARS
	2021	2021	2022	2023	2024	2025	2025	
PHASE: PRELIMINARY ENGINEERING / RESPONSIBLE AGENCY: MANAGED BY FDOT								
DS	5,346		0		0		0	5,346
HSP	71,841		119,522		0		0	191,363
<b>TOTAL 439880 1</b>	<b>77,187</b>		<b>119,522</b>		<b>0</b>		<b>0</b>	<b>196,709</b>

FLORIDA DEPARTMENT OF TRANSPORTATION  
OFFICE OF WORK PROGRAM  
MPO ROLLFORWARD REPORT  
=====

DATE RUN: 07/01/2020  
TIME RUN: 11.18.04  
MBRMPOTP

HIGHWAYS  
=====

ITEM NUMBER:439880 2		PROJECT DESCRIPTION:ORANGE COUNTY PEDESTRIAN LIGHTING BUNDLE B					*NON-SIS*		
DISTRICT:05		COUNTY:ORANGE					TYPE OF WORK:LIGHTING		
ROADWAY ID:75010000		PROJECT LENGTH: 28.419MI					LANES EXIST/IMPROVED/ADDED: 7/ 0/ 0		
FUND CODE	LESS THAN 2021	2021	2022	2023	2024	2025	GREATER THAN 2025	ALL YEARS	
PHASE: PRELIMINARY ENGINEERING / RESPONSIBLE AGENCY: MANAGED BY FDOT									
DDR	247,588		0	0	0		0	0	247,588
DIH	6,944	3,056	0	0	0		0	0	10,000
DS	462	0	0	0	0		0	0	462
PHASE: CONSTRUCTION / RESPONSIBLE AGENCY: MANAGED BY FDOT									
DDR	382,958		0	0	0		0	0	382,958
DIH	0	10,550	0	0	0		0	0	10,550
<b>TOTAL 439880 2</b>	<b>637,952</b>	<b>13,606</b>	<b>0</b>	<b>0</b>	<b>0</b>	<b>0</b>	<b>0</b>	<b>0</b>	<b>651,558</b>
ITEM NUMBER:439880 3		PROJECT DESCRIPTION:ORANGE COUNTY PEDESTRIAN LIGHTING BUNDLE C					*NON-SIS*		
DISTRICT:05		COUNTY:ORANGE					TYPE OF WORK:LIGHTING		
ROADWAY ID:75200000		PROJECT LENGTH: 7.645MI					LANES EXIST/IMPROVED/ADDED: 4/ 0/ 0		
FUND CODE	LESS THAN 2021	2021	2022	2023	2024	2025	GREATER THAN 2025	ALL YEARS	
PHASE: PRELIMINARY ENGINEERING / RESPONSIBLE AGENCY: MANAGED BY FDOT									
HSP	8,280	1,720	0	0	0		0	0	10,000
PHASE: CONSTRUCTION / RESPONSIBLE AGENCY: MANAGED BY DUKE ENERGY FLORIDA, LLC									
ACSS	130,000	10,280	0	0	0		0	0	140,280
PHASE: CONSTRUCTION / RESPONSIBLE AGENCY: MANAGED BY FDOT									
DDR	1,091	0	0	0	0		0	0	1,091
<b>TOTAL 439880 3</b>	<b>139,371</b>	<b>12,000</b>	<b>0</b>	<b>0</b>	<b>0</b>	<b>0</b>	<b>0</b>	<b>0</b>	<b>151,371</b>
ITEM NUMBER:439880 5		PROJECT DESCRIPTION:ORANGE COUNTY PEDESTRIAN LIGHTING BUNDLE E					*NON-SIS*		
DISTRICT:05		COUNTY:ORANGE					TYPE OF WORK:LIGHTING		
ROADWAY ID:75270000		PROJECT LENGTH: 6.370MI					LANES EXIST/IMPROVED/ADDED: 8/ 0/ 0		
FUND CODE	LESS THAN 2021	2021	2022	2023	2024	2025	GREATER THAN 2025	ALL YEARS	
PHASE: PRELIMINARY ENGINEERING / RESPONSIBLE AGENCY: MANAGED BY FDOT									
DIH	1,645	0	0	0	0		0	0	1,645
HSP	18,797	26,469	0	0	0		0	0	45,266
PHASE: CONSTRUCTION / RESPONSIBLE AGENCY: MANAGED BY ORANGE COUNTY BOCC									
ACSS	90,000	260,280	0	0	0		0	0	350,280
<b>TOTAL 439880 5</b>	<b>110,442</b>	<b>286,749</b>	<b>0</b>	<b>0</b>	<b>0</b>	<b>0</b>	<b>0</b>	<b>0</b>	<b>397,191</b>
ITEM NUMBER:439880 7		PROJECT DESCRIPTION:ORANGE COUNTY PEDESTRIAN LIGHTING BUNDLE G					*NON-SIS*		
DISTRICT:05		COUNTY:ORANGE					TYPE OF WORK:LIGHTING		
ROADWAY ID:75040000		PROJECT LENGTH: 11.687MI					LANES EXIST/IMPROVED/ADDED: 6/ 0/ 0		
FUND CODE	LESS THAN 2021	2021	2022	2023	2024	2025	GREATER THAN 2025	ALL YEARS	
PHASE: PRELIMINARY ENGINEERING / RESPONSIBLE AGENCY: MANAGED BY FDOT									
DS	10,839	0	0	0	0		0	0	10,839
HSP	423,827	3,327	0	0	0		0	0	427,154
PHASE: CONSTRUCTION / RESPONSIBLE AGENCY: MANAGED BY FDOT									
ACSS	474,840	10,547	0	0	0		0	0	485,387

FLORIDA DEPARTMENT OF TRANSPORTATION  
OFFICE OF WORK PROGRAM  
MPO ROLLFORWARD REPORT  
=====

DATE RUN: 07/01/2020  
TIME RUN: 11.18.04  
MBRMPOTP

HIGHWAYS  
=====

DDR	44,947	0	0	0	0	0	0	44,947
TOTAL 439880 7	954,453	13,874	0	0	0	0	0	968,327
TOTAL PROJECT:	1,919,405	445,751	0	0	0	0	0	2,365,156

ITEM NUMBER:440970 1	PROJECT DESCRIPTION:US 441 NB & SB OVER FCEN RR BRIDGE # 750002 & 750167							*NON-SIS*
DISTRICT:05	COUNTY:ORANGE							
ROADWAY ID:75020000	PROJECT LENGTH: .072MI							TYPE OF WORK:BRIDGE-REPAIR/REHABILITATION LANES EXIST/IMPROVED/ADDED: 4/ 0/ 0
FUND CODE	LESS THAN 2021	2021	2022	2023	2024	2025	GREATER THAN 2025	ALL YEARS
PHASE: PRELIMINARY ENGINEERING / RESPONSIBLE AGENCY: MANAGED BY FDOT								
DIH	484	1,516	0	0	0	0	0	2,000
PHASE: CONSTRUCTION / RESPONSIBLE AGENCY: MANAGED BY FDOT								
BRRP	158,223	0	0	0	0	0	0	158,223
DDR	24,981	0	0	0	0	0	0	24,981
DIH	3,981	8,075	0	0	0	0	0	12,056
DS	818	0	0	0	0	0	0	818
TOTAL 440970 1	188,487	9,591	0	0	0	0	0	198,078
TOTAL PROJECT:	188,487	9,591	0	0	0	0	0	198,078

ITEM NUMBER:442390 2	PROJECT DESCRIPTION:ORANGE COUNTY PEDESTRIAN LIGHTING BUNDLE B							*NON-SIS*
DISTRICT:05	COUNTY:ORANGE							
ROADWAY ID:75010000	PROJECT LENGTH: 28.419MI							TYPE OF WORK:LIGHTING LANES EXIST/IMPROVED/ADDED: 7/ 0/ 0
FUND CODE	LESS THAN 2021	2021	2022	2023	2024	2025	GREATER THAN 2025	ALL YEARS
PHASE: CONSTRUCTION / RESPONSIBLE AGENCY: MANAGED BY ORLANDO UTILITIES COMMISSION								
ACSS	0	900,000	0	0	0	0	0	900,000
SA	0	1,270,000	0	0	0	0	0	1,270,000
TOTAL 442390 2	0	2,170,000	0	0	0	0	0	2,170,000

ITEM NUMBER:442390 3	PROJECT DESCRIPTION:ORANGE COUNTY PEDESTRIAN LIGHTING BUNDLE D							*NON-SIS*
DISTRICT:05	COUNTY:ORANGE							
ROADWAY ID:75060000	PROJECT LENGTH: 32.928MI							TYPE OF WORK:LIGHTING LANES EXIST/IMPROVED/ADDED: 7/ 0/ 0
FUND CODE	LESS THAN 2021	2021	2022	2023	2024	2025	GREATER THAN 2025	ALL YEARS
PHASE: CONSTRUCTION / RESPONSIBLE AGENCY: MANAGED BY ORLANDO UTILITIES COMMISSION								
ACSS	0	1,145,000	0	0	0	0	0	1,145,000
TOTAL 442390 3	0	1,145,000	0	0	0	0	0	1,145,000

ITEM NUMBER:442390 5	PROJECT DESCRIPTION:ORANGE COUNTY PEDESTRIAN LIGHTING BUNDLE G							*NON-SIS*
DISTRICT:05	COUNTY:ORANGE							
ROADWAY ID:75040000	PROJECT LENGTH: 11.687MI							TYPE OF WORK:LIGHTING LANES EXIST/IMPROVED/ADDED: 7/ 0/ 0
FUND CODE	LESS THAN 2021	2021	2022	2023	2024	2025	GREATER THAN 2025	ALL YEARS
PHASE: CONSTRUCTION / RESPONSIBLE AGENCY: MANAGED BY ORLANDO UTILITIES COMMISSION								
ACSS	0	325,000	0	0	0	0	0	325,000
TOTAL 442390 5	0	325,000	0	0	0	0	0	325,000
TOTAL PROJECT:	0	3,640,000	0	0	0	0	0	3,640,000

FLORIDA DEPARTMENT OF TRANSPORTATION  
OFFICE OF WORK PROGRAM  
MPO ROLLFORWARD REPORT  
=====

DATE RUN: 07/01/2020

TIME RUN: 11.18.04

MBRMPOTP

ITEM NUMBER:444788 1  
DISTRICT:05  
ROADWAY ID:75000363

PROJECT DESCRIPTION:TINY ROAD INTERSECTION IMPROVEMENTS @ TILDEN RD  
COUNTY:ORANGE  
PROJECT LENGTH: .003MI

```

*NON-SIS*
TYPE OF WORK:ADD TURN LANE(S)
LANES EXIST/IMPROVED/ADDED: 2/ 0/ 1

```

	FUND CODE	LESS THAN 2021	2021	2022	2023	2024	2025	GREATER THAN 2025	ALL YEARS
PHASE: RIGHT OF WAY / RESPONSIBLE AGENCY: MANAGED BY ORANGE COUNTY BOCC									
	LF	224,830	0		0	0	0	0	224,830
	SU	500,000	1,000	0	0	0	0	0	501,000
PHASE: CONSTRUCTION / RESPONSIBLE AGENCY: MANAGED BY ORANGE COUNTY BOCC									
	SU	0	0	2,278,682	0	0	0	0	2,278,682
<b>TOTAL</b>	<b>444788 1</b>	<b>724,830</b>	<b>1,000</b>	<b>2,278,682</b>	<b>0</b>	<b>0</b>	<b>0</b>	<b>0</b>	<b>3,004,512</b>
<b>TOTAL PROJECT:</b>		<b>724,830</b>	<b>1,000</b>	<b>2,278,682</b>	<b>0</b>	<b>0</b>	<b>0</b>	<b>0</b>	<b>3,004,512</b>

ITEM NUMBER:445373 1  
DISTRICT:05  
ROADWAY ID:75060000

PROJECT DESCRIPTION:SR 50 (W. COLONIAL DRIVE) FROM PINE HILLS ROAD TO MISSION ROAD  
COUNTY:ORANGE  
PROJECT LENGTH: .287MI

TYPE OF WORK:LIGHTING  
LANES EXIST/IMPROVED/ADDED: 4/ 4/ 0

FUND CODE	LESS THAN 2021	2021	2022	2023	2024	2025	GREATER THAN 2025	ALL YEARS
PHASE: CONSTRUCTION / RESPONSIBLE AGENCY: MANAGED BY ORLANDO UTILITIES COMMISSION								
DS	0	80,000	0	0	0	0	0	80,000
TOTAL 445373 1	0	80,000	0	0	0	0	0	80,000
TOTAL PROJECT:	0	80,000	0	0	0	0	0	80,000

ITEM NUMBER:446571 1  
DISTRICT:05  
ROADWAY ID:75080000

PROJECT DESCRIPTION:SR 15/LAKE UNDERHILL RD AT PLANTATION GARDEN & PALMER ST.  
COUNTY:ORANGE  
PROJECT LENGTH: .001MI

TYPE OF WORK:LIGHTING  
LANES EXIST/IMPROVED/ADDED: 1/ 1/ 0

FUND CODE	LESS THAN 2021	2021	2022	2023	2024	2025	GREATER THAN 2025	ALL YEARS
PHASE: CONSTRUCTION / RESPONSIBLE AGENCY: MANAGED BY FLORIDA POWER & LIGHT CO								
DS	0	8,500	0	0	0	0	0	8,500
TOTAL 446571 1	0	8,500	0	0	0	0	0	8,500
TOTAL PROJECT:	0	8,500	0	0	0	0	0	8,500

ITEM NUMBER:446572 1  
DISTRICT:05  
ROADWAY ID:75090000

PROJECT DESCRIPTION:SR 426 MID-BLOCK CROSSING WEST OF TANGERINE AVE  
COUNTY:ORANGE  
PROJECT LENGTH: .001MI

TYPE OF WORK:LIGHTING  
LANES EXIST/IMPROVED/ADDED: 2/ 2/ 0

FUND CODE	LESS THAN 2021	2021	2022	2023	2024	2025	GREATER THAN 2025	ALL YEARS
PHASE: CONSTRUCTION / RESPONSIBLE AGENCY: MANAGED BY FLORIDA POWER & LIGHT CO								
DS	0	4,000	0	0	0	0	0	4,000
TOTAL 446572 1	0	4,000	0	0	0	0	0	4,000
TOTAL PROJECT:	0	4,000	0	0	0	0	0	4,000

FLORIDA DEPARTMENT OF TRANSPORTATION  
OFFICE OF WORK PROGRAM  
MPO ROLLFORWARD REPORT  
=====

**HIGHWAYS**  
=====

ITEM NUMBER:447366 1		PROJECT DESCRIPTION:AEROSPACE BLVD. CROSSING # 643846-B					*NON-SIS*		
DISTRICT:05		COUNTY:ORANGE					TYPE OF WORK:RAIL SAFETY PROJECT		
ROADWAY ID:		PROJECT LENGTH: .000					LANES EXIST/IMPROVED/ADDED: 0/ 0/ 0		
FUND	LESS						GREATER		
CODE	THAN	2021	2022	2023	2024	2025	THAN	ALL	
	2021						2025	YEARS	
PHASE: RAILROAD & UTILITIES / RESPONSIBLE AGENCY: MANAGED BY FDOT									
RHH	0	51,563	0	0	0	0	0	0	51,563
TOTAL 447366 1	0	51,563	0	0	0	0	0	0	51,563
TOTAL PROJECT:	0	51,563	0	0	0	0	0	0	51,563

ITEM NUMBER:447367 1		PROJECT DESCRIPTION:BOGGY CREEK RD. CROSSING #621633E					*NON-SIS*		
DISTRICT:05		COUNTY:ORANGE					TYPE OF WORK:RAIL SAFETY PROJECT		
ROADWAY ID:75660501		PROJECT LENGTH: 2.630MI					LANES EXIST/IMPROVED/ADDED: 2/ 2/ 0		
FUND	LESS						GREATER		
CODE	THAN	2021	2022	2023	2024	2025	THAN	ALL	
	2021						2025	YEARS	
PHASE: RAILROAD & UTILITIES / RESPONSIBLE AGENCY: MANAGED BY FDOT									
RHH	0	214,568	0	0	0	0	0	0	214,568
TOTAL 447367 1	0	214,568	0	0	0	0	0	0	214,568
TOTAL PROJECT:	0	214,568	0	0	0	0	0	0	214,568

ITEM NUMBER:239682 1  
DISTRICT:05  
ROADWAY ID:92030000

PROJECT DESCRIPTION:SR 500 (US 192) FROM AERONAUTICAL DRIVE TO BUDINGER AVENUE  
COUNTY:OSCEOLA  
PROJECT LENGTH: 3.967MI

```

*NON-SIS*
TYPE OF WORK:ADD LANES & RECONSTRUCT
LANES EXIST/IMPROVED/ADDED: 6/ 6/ 2

```

	FUND	LESS						GREATER	
	CODE	THAN	2021	2021	2022	2023	2024	2025	THAN
									ALL
									YEARS
PHASE: PRELIMINARY ENGINEERING / RESPONSIBLE AGENCY: MANAGED BY FDOT									
DIH			253,442	3,618	0	0	0	0	257,060
SU			4,899,899	0	0	0	0	0	4,899,899
PHASE: RIGHT OF WAY / RESPONSIBLE AGENCY: MANAGED BY FDOT									
DDR			5,845,879	0	0	0	0	0	5,845,879
DIH			241,569	17,083	0	0	0	0	258,652
RED			47,437	0	0	0	0	0	47,437
SA			329,846	0	0	0	0	0	329,846
PHASE: RAILROAD & UTILITIES / RESPONSIBLE AGENCY: MANAGED BY FDOT									
LF			1,826,226	0	0	0	0	0	1,826,226
PHASE: CONSTRUCTION / RESPONSIBLE AGENCY: MANAGED BY FDOT									
DDR			42,136,316	0	0	0	0	0	42,136,316
DER			249,922	0	0	0	0	0	249,922
DIH			339,612	23,663	0	0	0	0	363,275
DS			5,742,178	0	0	0	0	0	5,742,178
LF			362,958	1,034	0	0	0	0	363,992
PHASE: CONTRACT INCENTIVES / RESPONSIBLE AGENCY: MANAGED BY FDOT									
DDR			586,693	0	0	0	0	0	586,693
TOTAL 239682 1			62,861,977	45,398	0	0	0	0	62,907,375
TOTAL PROJECT:			62,861,977	45,398	0	0	0	0	62,907,375

ITEM NUMBER:239714 1  
DISTRICT:05  
ROADWAY ID:92010000

PROJECT DESCRIPTION:SR 600 US 17/92 1900' W OF POINCIANA BLVD TO CR 535  
COUNTY:OSCEOLA  
PROJECT LENGTH: 2.215MI

```

*NON-SIS*
TYPE OF WORK:ADD LANES & RECONSTRUCT
LANES EXIST/IMPROVED/ADDED: 2/ 2/ 2

```

	FUND	LESS THAN 2021	2021	2022	2023	2024	2025	GREATER THAN 2025	ALL YEARS
PHASE: P D & E / RESPONSIBLE AGENCY: MANAGED BY FDOT									
DIH		39,474	41,643	0	0	0	0	0	81,117
PHASE: PRELIMINARY ENGINEERING / RESPONSIBLE AGENCY: MANAGED BY FDOT									
DDR		1,943,055	0	0	0	0	0	0	1,943,055
DIH		290,780	8,295	0	0	0	0	0	299,075
DS		116,848	0	0	0	0	0	0	116,848
LF		128,008	0	0	0	0	0	0	128,008
MU		63,349	0	0	0	0	0	0	63,349
PHASE: RIGHT OF WAY / RESPONSIBLE AGENCY: MANAGED BY FDOT									
BNDS		448,833	0	0	0	0	0	0	448,833
DDR		4,316,757	0	0	0	0	0	0	4,316,757
DIH		269,991	0	0	0	0	0	0	269,991
DS		172,653	0	0	0	0	0	0	172,653
PHASE: RAILROAD & UTILITIES / RESPONSIBLE AGENCY: MANAGED BY FDOT									
DDR		1,035,000	0	0	0	0	0	0	1,035,000
PHASE: CONSTRUCTION / RESPONSIBLE AGENCY: MANAGED BY FDOT									
DDR		26,952,281	72,380	0	0	0	0	0	27,024,661
DIH		93,622	50,845	0	0	0	0	0	144,467
DS		27,719	0	0	0	0	0	0	27,719
TOTAL 239714 1		35,898,370	173,163	0	0	0	0	0	36,071,533
TOTAL PROJECT:		35,898,370	173,163	0	0	0	0	0	36,071,533



FLORIDA DEPARTMENT OF TRANSPORTATION  
OFFICE OF WORK PROGRAM  
MPO ROLLFORWARD REPORT  
=====

DATE RUN: 07/01/2020  
TIME RUN: 11.18.04  
MBRMPOTP

HIGHWAYS  
=====

ITEM NUMBER:408415 1		PROJECT DESCRIPTION:OSCEOLA CO ADVANCE R/W ACQUISITION					*SIS*	
DISTRICT:05		COUNTY:OSCEOLA					TYPE OF WORK:RIGHT OF WAY ACTIVITIES	
ROADWAY ID:92130000		PROJECT LENGTH: 7.885MI					LANES EXIST/IMPROVED/ADDED: 4/ 4/ 0	
FUND CODE	LESS THAN 2021	2021	2022	2023	2024	2025	GREATER THAN 2025	ALL YEARS
PHASE: PRELIMINARY ENGINEERING / RESPONSIBLE AGENCY: MANAGED BY FDOT								
DIH	10,762	19,687	0	0	0	0	0	30,449
PHASE: RIGHT OF WAY / RESPONSIBLE AGENCY: MANAGED BY FDOT								
BNIR	500,950	0	0	0	0	0	0	500,950
DDR	750,000	0	0	0	0	0	0	750,000
DIH	15,780	0	0	0	0	0	0	15,780
<b>TOTAL 408415 1</b>	<b>1,277,492</b>	<b>19,687</b>	<b>0</b>	<b>0</b>	<b>0</b>	<b>0</b>	<b>0</b>	<b>1,297,179</b>
<b>TOTAL PROJECT:</b>	<b>1,277,492</b>	<b>19,687</b>	<b>0</b>	<b>0</b>	<b>0</b>	<b>0</b>	<b>0</b>	<b>1,297,179</b>

ITEM NUMBER:431456 1		PROJECT DESCRIPTION:SR 400 (I-4) WEST OF CR 532 TO EAST OF SR 522 (OSCEOLA PARKWAY)					*SIS*	
DISTRICT:05		COUNTY:OSCEOLA					TYPE OF WORK:ADD LANES & RECONSTRUCT	
ROADWAY ID:92130000		PROJECT LENGTH: 7.885MI					LANES EXIST/IMPROVED/ADDED: 6/ 6/ 4	
FUND CODE	LESS THAN 2021	2021	2022	2023	2024	2025	GREATER THAN 2025	ALL YEARS
PHASE: PRELIMINARY ENGINEERING / RESPONSIBLE AGENCY: MANAGED BY FDOT								
ACNP	924,765	0	0	0	0	0	0	924,765
DDR	109,478	0	0	0	0	0	0	109,478
DIH	386,186	247,635	0	0	0	0	0	633,821
DIS	2,361,638	0	0	0	0	0	0	2,361,638
DS	12,064	0	0	0	0	0	0	12,064
NHPP	10,788,164	0	0	0	0	0	0	10,788,164
PHASE: RIGHT OF WAY / RESPONSIBLE AGENCY: MANAGED BY FDOT								
ACNP	1	666,374	0	0	0	0	0	666,375
DIH	5,116	4,884	0	0	0	0	0	10,000
NHPP	4,406,651	0	0	0	0	0	0	4,406,651
PHASE: RAILROAD & UTILITIES / RESPONSIBLE AGENCY: MANAGED BY FDOT								
DDR	827,500	672,500	0	0	0	0	0	1,500,000
PHASE: ENVIRONMENTAL / RESPONSIBLE AGENCY: MANAGED BY FDOT								
NHPP	3,594,751	0	0	0	0	0	0	3,594,751
TALU	5,099,550	0	0	0	0	0	0	5,099,550
PHASE: DESIGN BUILD / RESPONSIBLE AGENCY: MANAGED BY FDOT								
DS	12,493	0	0	0	0	0	0	12,493
PKYI	215	0	0	0	0	0	0	215
<b>TOTAL 431456 1</b>	<b>28,528,572</b>	<b>1,591,393</b>	<b>0</b>	<b>0</b>	<b>0</b>	<b>0</b>	<b>0</b>	<b>30,119,965</b>
<b>TOTAL PROJECT:</b>	<b>28,528,572</b>	<b>1,591,393</b>	<b>0</b>	<b>0</b>	<b>0</b>	<b>0</b>	<b>0</b>	<b>30,119,965</b>

ITEM NUMBER:435519 1		PROJECT DESCRIPTION:TRAFFIC SIGNAL CABINET UPGRADES CITYWIDE					*NON-SIS*	
DISTRICT:05		COUNTY:OSCEOLA					TYPE OF WORK:TRAFFIC CONTROL DEVICES/SYSTEM	
ROADWAY ID:		PROJECT LENGTH: .000					LANES EXIST/IMPROVED/ADDED: 0/ 0/ 0	
FUND CODE	LESS THAN 2021	2021	2022	2023	2024	2025	GREATER THAN 2025	ALL YEARS
PHASE: CONSTRUCTION / RESPONSIBLE AGENCY: MANAGED BY CITY OF KISSIMMEE								
DDR	936,000	0	0	0	0	0	0	936,000
DIH	170	0	0	0	0	0	0	170

ITEM NUMBER:437599 1		PROJECT DESCRIPTION:SR 600/SR 500/US 1792/US 441@ WESTGATE DR					*NON-SIS*	
DISTRICT:05		COUNTY:OSCEOLA					TYPE OF WORK:TRAFFIC OPS IMPROVEMENT	
ROADWAY ID:92010000		PROJECT LENGTH: .281MI					LANES EXIST/IMPROVED/ADDED: 4/ 0/ 0	
FUND CODE	LESS THAN 2021	2021	2022	2023	2024	2025	GREATER THAN 2025	ALL YEARS
PHASE: PRELIMINARY ENGINEERING / RESPONSIBLE AGENCY: MANAGED BY FDOT								
DDR	253,476		0	0	0	0	0	253,476
DIH	14,790	4,002	0	0	0	0	0	18,792
DS	3,912	0	0	0	0	0	0	3,912
PHASE: CONSTRUCTION / RESPONSIBLE AGENCY: MANAGED BY FDOT								
DDR	473,955		0	0	0	0	0	473,955
DIH	20,558	10,487	0	0	0	0	0	31,045
DS	29,907	0	0	0	0	0	0	29,907
TOTAL 437599 1	796,598	14,489	0	0	0	0	0	811,087
TOTAL PROJECT:	796,598	14,489	0	0	0	0	0	811,087

FLORIDA DEPARTMENT OF TRANSPORTATION  
OFFICE OF WORK PROGRAM  
MPO ROLLFORWARD REPORT  
=====

DATE RUN: 07/01/2020  
TIME RUN: 11.18.04  
MBRMPOTP

HIGHWAYS  
=====

ITEM NUMBER:440967 1  
DISTRICT:05  
ROADWAY ID:92060000

PROJECT DESCRIPTION:US 441 BRIDGE 920089 AND 920163  
COUNTY:OSCEOLA  
PROJECT LENGTH: 8.891MI

\*SIS\*  
TYPE OF WORK:BRIDGE-REPAIR/REHABILITATION  
LANES EXIST/IMPROVED/ADDED: 2/ 0/ 0

FUND CODE	LESS THAN 2021	2021	2022	2023	2024	2025	GREATER THAN 2025	ALL YEARS
PHASE: PRELIMINARY ENGINEERING / RESPONSIBLE AGENCY: MANAGED BY FDOT								
BRRP	42,941	0	0	0	0	0	0	42,941
DIH	3,471	2,474	0	0	0	0	0	5,945
PHASE: CONSTRUCTION / RESPONSIBLE AGENCY: MANAGED BY FDOT								
BRRP	573,348	0	0	0	0	0	0	573,348
DDR	650	0	0	0	0	0	0	650
DIH	22,997	3,790	0	0	0	0	0	26,787
DS	9,189	0	0	0	0	0	0	9,189
TOTAL 440967 1	652,596	6,264	0	0	0	0	0	658,860
TOTAL PROJECT:	652,596	6,264	0	0	0	0	0	658,860

ITEM NUMBER:444187 1  
DISTRICT:05  
ROADWAY ID:92130000

PROJECT DESCRIPTION:I-4 AT CR 532 INTERCHANGE MODIFICATION FROM S GOODMAN RD TO KEMP RD  
COUNTY:OSCEOLA  
PROJECT LENGTH: 1.191MI

\*SIS\*  
TYPE OF WORK:INTERCHANGE IMPROVEMENT  
LANES EXIST/IMPROVED/ADDED: 3/ 3/ 0

FUND CODE	LESS THAN 2021	2021	2022	2023	2024	2025	GREATER THAN 2025	ALL YEARS
PHASE: PRELIMINARY ENGINEERING / RESPONSIBLE AGENCY: MANAGED BY FDOT								
DIH	10,149	9,851	0	0	0	0	0	20,000
PHASE: RAILROAD & UTILITIES / RESPONSIBLE AGENCY: MANAGED BY FDOT								
ACSA	0	381,905	0	0	0	0	0	381,905
ACSU	0	1,600,000	0	0	0	0	0	1,600,000
DDR	200,000	0	0	0	0	0	0	200,000
GFSU	0	218,095	0	0	0	0	0	218,095
SA	0	2,000,000	0	0	0	0	0	2,000,000
PHASE: CONSTRUCTION / RESPONSIBLE AGENCY: MANAGED BY FDOT								
ACNP	0	9,924,500	0	0	0	0	0	9,924,500
TOTAL 444187 1	210,149	14,134,351	0	0	0	0	0	14,344,500
TOTAL PROJECT:	210,149	14,134,351	0	0	0	0	0	14,344,500

FLORIDA DEPARTMENT OF TRANSPORTATION  
OFFICE OF WORK PROGRAM  
MPO ROLLFORWARD REPORT  
=====

DATE RUN: 07/01/2020  
TIME RUN: 11.18.04  
MBRMPOTP

HIGHWAYS  
=====

ITEM NUMBER:240200 2  
DISTRICT:05  
ROADWAY ID:77320000

PROJECT DESCRIPTION:SR429/46 (WEKIVA PKWY) FROM E OF OSPREY HAMMOCK TRAIL TO ORANGE BLVD  
COUNTY:SEMINOLE  
PROJECT LENGTH: 3.041MI

\*SIS\*  
TYPE OF WORK:NEW ROAD CONSTRUCTION  
LANES EXIST/IMPROVED/ADDED: 0/ 0/ 4

FUND CODE	LESS THAN 2021	2021	2022	2023	2024	2025	GREATER THAN 2025	ALL YEARS
PHASE: PRELIMINARY ENGINEERING / RESPONSIBLE AGENCY: MANAGED BY FDOT								
ACSA	319,622		0	0	0	0	0	319,622
DDR	9,530		0	0	0	0	0	9,530
DI	2,381,376		0	0	0	0	0	2,381,376
DIH	649,075		0	0	0	0	0	649,075
DS	511,827		0	0	0	0	0	511,827
EB	10,000		0	0	0	0	0	10,000
PKYI	44,707		0	0	0	0	0	44,707
SA	6,215,159	14,111	0	0	0	0	0	6,229,270
TOBD	390		0	0	0	0	0	390
WKOC	625,562		0	0	0	0	0	625,562
PHASE: RIGHT OF WAY / RESPONSIBLE AGENCY: MANAGED BY FDOT								
BNIR	2,112,389		0	0	0	0	0	2,112,389
DDR	472,148	72,253	0	0	0	0	0	544,401
DI	4,999,811		0	0	0	0	0	4,999,811
DIH	961,648		0	0	0	0	0	961,648
DIS	1,330,000		0	0	0	0	0	1,330,000
DS	477,769		0	0	0	0	0	477,769
NHEX	10,005,924		0	0	0	0	0	10,005,924
PKED	9,871,624		0	0	0	0	0	9,871,624
SA	15,520,615	7,285	0	0	0	0	0	15,527,900
WKBL	10,177,914		0	0	0	0	0	10,177,914
WKOC	1,697,028	95,554	0	0	0	0	0	1,792,582
PHASE: RAILROAD & UTILITIES / RESPONSIBLE AGENCY: MANAGED BY FDOT								
DDR	267,608		0	0	0	0	0	267,608
LF	9,256,408		0	0	0	0	0	9,256,408
PKED	1,450,000		0	0	0	0	0	1,450,000
SIWR	9,447,735		0	0	0	0	0	9,447,735
WKOC	2,480,787		0	0	0	0	0	2,480,787
PHASE: CONSTRUCTION / RESPONSIBLE AGENCY: MANAGED BY FDOT								
DDR	1,368,248	1,311,860	0	0	0	0	0	2,680,108
DIH	118,470	761,453	0	0	0	0	0	879,923
DS	735,789		0	0	0	0	0	735,789
LF	164,335		0	0	0	0	0	164,335
NHEX	2,388,535		0	0	0	0	0	2,388,535
NHPP	44,751,188		0	0	0	0	0	44,751,188
PKED	34,241,603		0	0	0	0	0	34,241,603
SA	8,303,674	2,811,218	0	0	0	0	0	11,114,892
STED	16,468,168		0	0	0	0	0	16,468,168
WKOC	795,902		0	0	0	0	0	795,902
PHASE: ENVIRONMENTAL / RESPONSIBLE AGENCY: MANAGED BY FDOT								
WKOC	524,815		0	0	0	0	0	524,815
<b>TOTAL 240200 2</b>	<b>201,157,383</b>	<b>5,073,734</b>	<b>0</b>	<b>0</b>	<b>0</b>	<b>0</b>	<b>0</b>	<b>206,231,117</b>

ITEM NUMBER:240200 3  
DISTRICT:05  
ROADWAY ID:77030000

PROJECT DESCRIPTION:SR 46 (WEKIVA PKWY) FROM ORANGE BLVD TO N. OREGON ST/WAYSIDE DR  
COUNTY:SEMINOLE  
PROJECT LENGTH: 1.302MI

\*NON-SIS\*  
TYPE OF WORK:ADD LANES & RECONSTRUCT  
LANES EXIST/IMPROVED/ADDED: 6/ 4/ 2

FUND CODE	LESS THAN 2021	2021	2022	2023	2024	2025	GREATER THAN 2025	ALL YEARS
PHASE: PRELIMINARY ENGINEERING / RESPONSIBLE AGENCY: MANAGED BY FDOT								
DIH	124,550	11,672	0	0	0	0	0	136,222
DS	141,640		0	0	0	0	0	141,640
WKBL	1,946,869		0	0	0	0	0	1,946,869

FLORIDA DEPARTMENT OF TRANSPORTATION  
OFFICE OF WORK PROGRAM  
MPO ROLLFORWARD REPORT  
=====

DATE RUN: 07/01/2020  
TIME RUN: 11.18.04  
MBRMPOTP

HIGHWAYS

PHASE: RAILROAD & UTILITIES / RESPONSIBLE AGENCY: MANAGED BY FDOT									
LF	3,703,340	12,026	0	0	0	0	0	0	3,715,366
PHASE: CONSTRUCTION / RESPONSIBLE AGENCY: MANAGED BY FDOT									
ACNP	13,939,371	0	0	0	0	0	0	0	13,939,371
DDR	793,669	0	0	0	0	0	0	0	793,669
DIH	77,709	157,164	0	0	0	0	0	0	234,873
DS	102,026	0	0	0	0	0	0	0	102,026
LF	21,636	45,917	0	0	0	0	0	0	67,553
NHPP	1,158,894	0	0	0	0	0	0	0	1,158,894
WKBL	13,915	0	0	0	0	0	0	0	13,915
WKOC	255,531	0	0	0	0	0	0	0	255,531
PHASE: ENVIRONMENTAL / RESPONSIBLE AGENCY: MANAGED BY FDOT									
TALT	482,859	0	0	0	0	0	0	0	482,859
<b>TOTAL 240200 3</b>	<b>22,762,009</b>	<b>226,779</b>	<b>0</b>	<b>0</b>	<b>0</b>	<b>0</b>	<b>0</b>	<b>0</b>	<b>22,988,788</b>

ITEM NUMBER:431081 4 PROJECT DESCRIPTION:WEKIVA PARKWAY LINE AND GRADE SEMINOLE COUNTY SEGMENT \*SIS\*  
DISTRICT:05 COUNTY:SEMINOLE TYPE OF WORK:NEW ROAD CONSTRUCTION  
ROADWAY ID:77320000 PROJECT LENGTH: 6.168MI LANES EXIST/IMPROVED/ADDED: 0/ 0/ 0

FUND CODE	LESS THAN 2021	2021	2022	2023	2024	2025	GREATER THAN 2025	ALL YEARS
PHASE: P D & E / RESPONSIBLE AGENCY: MANAGED BY FDOT								
DS	29,201	0	0	0	0	0	0	29,201
PHASE: PRELIMINARY ENGINEERING / RESPONSIBLE AGENCY: MANAGED BY FDOT								
DDR	3,010,142	0	0	0	0	0	0	3,010,142
DIH	179,150	139	0	0	0	0	0	179,289
DS	8,444	0	0	0	0	0	0	8,444
PKED	90,708	0	0	0	0	0	0	90,708
WKBL	687,826	0	0	0	0	0	0	687,826
WKOC	985,133	0	0	0	0	0	0	985,133
<b>TOTAL 431081 4</b>	<b>4,990,604</b>	<b>139</b>	<b>0</b>	<b>0</b>	<b>0</b>	<b>0</b>	<b>0</b>	<b>4,990,743</b>
<b>TOTAL PROJECT:</b>	<b>228,909,996</b>	<b>5,300,652</b>	<b>0</b>	<b>0</b>	<b>0</b>	<b>0</b>	<b>0</b>	<b>234,210,648</b>

ITEM NUMBER:240196 1 PROJECT DESCRIPTION:SR 15/600 (US 17/92) FROM SHEPARD RD TO LAKE MARY BLVD \*NON-SIS\*  
DISTRICT:05 COUNTY:SEMINOLE TYPE OF WORK:ADD LANES & RECONSTRUCT  
ROADWAY ID:77010000 PROJECT LENGTH: 3.645MI LANES EXIST/IMPROVED/ADDED: 4/ 4/ 2

FUND CODE	LESS THAN 2021	2021	2022	2023	2024	2025	GREATER THAN 2025	ALL YEARS
PHASE: P D & E / RESPONSIBLE AGENCY: MANAGED BY FDOT								
DIH	38,761	0	0	0	0	0	0	38,761
SU	1,169,768	0	0	0	0	0	0	1,169,768
PHASE: PRELIMINARY ENGINEERING / RESPONSIBLE AGENCY: MANAGED BY FDOT								
DDR	72,730	0	0	0	0	0	0	72,730
DIH	347,191	9,296	0	0	0	0	0	356,487
DS	138,976	0	0	0	0	0	0	138,976
EB	1,000	0	0	0	0	0	0	1,000
SA	1,051,268	0	0	0	0	0	0	1,051,268
SU	3,142,091	0	0	0	0	0	0	3,142,091
PHASE: RIGHT OF WAY / RESPONSIBLE AGENCY: MANAGED BY FDOT								
DDR	1,506,603	0	0	0	0	0	0	1,506,603
DIH	26,972	0	0	0	0	0	0	26,972
PHASE: RAILROAD & UTILITIES / RESPONSIBLE AGENCY: MANAGED BY FDOT								
DDR	267,629	0	0	0	0	0	0	267,629
LF	3,591,134	150,727	0	0	0	0	0	3,741,861
PHASE: CONSTRUCTION / RESPONSIBLE AGENCY: MANAGED BY FDOT								
DDR	39,430,935	368,527	0	0	0	0	0	39,799,462

FLORIDA DEPARTMENT OF TRANSPORTATION  
OFFICE OF WORK PROGRAM  
MPO ROLLFORWARD REPORT  
=====

DATE RUN: 07/01/2020  
TIME RUN: 11.18.04  
MBRMPOTP

HIGHWAYS  
=====

DER	94,864	0	0	0	0	0	0	94,864
DIH	433,889	240	0	0	0	0	0	434,129
DS	19,034,363	0	0	0	0	0	0	19,034,363
LF	558,913	21,716	0	0	0	0	0	580,629
PHASE: ENVIRONMENTAL / RESPONSIBLE AGENCY: MANAGED BY FDOT								
DDR	59,367	0	0	0	0	0	0	59,367
TOTAL 240196 1	70,966,454	550,506	0	0	0	0	0	71,516,960
TOTAL PROJECT:	70,966,454	550,506	0	0	0	0	0	71,516,960

ITEM NUMBER:240233 3  
DISTRICT:05  
ROADWAY ID:77120000

PROJECT DESCRIPTION:SR 434 FROM I-4 TO RANGELINE RD  
COUNTY:SEMINOLE  
PROJECT LENGTH: 1.788MI

\*NON-SIS\*  
TYPE OF WORK:ADD LANES & REHABILITATE PVMNT  
LANES EXIST/IMPROVED/ADDED: 4/ 4/ 2

FUND CODE	LESS THAN 2021	2021	2022	2023	2024	2025	GREATER THAN 2025	ALL YEARS
PHASE: PRELIMINARY ENGINEERING / RESPONSIBLE AGENCY: MANAGED BY FDOT								
DIH	156,324	3,409	0	0	0	0	0	159,733
LF	1,450,689	0	0	0	0	0	0	1,450,689
PHASE: RIGHT OF WAY / RESPONSIBLE AGENCY: MANAGED BY FDOT								
DIH	523,838	0	0	0	0	0	0	523,838
LF	452,999	0	0	0	0	0	0	452,999
LFP	22,731,565	0	0	0	0	0	0	22,731,565
TRIP	7,819,405	0	0	0	0	0	0	7,819,405
PHASE: RAILROAD & UTILITIES / RESPONSIBLE AGENCY: MANAGED BY FDOT								
DDR	75,536	0	0	0	0	0	0	75,536
TRIP	658,286	0	0	0	0	0	0	658,286
PHASE: CONSTRUCTION / RESPONSIBLE AGENCY: MANAGED BY FDOT								
DDR	61,808	0	0	0	0	0	0	61,808
DIH	197,061	0	0	0	0	0	0	197,061
DS	522,648	0	0	0	0	0	0	522,648
LF	5	0	0	0	0	0	0	5
LFP	165,752	0	0	0	0	0	0	165,752
TRIP	10,564,422	0	0	0	0	0	0	10,564,422
TOTAL 240233 3	45,380,338	3,409	0	0	0	0	0	45,383,747
TOTAL PROJECT:	45,380,338	3,409	0	0	0	0	0	45,383,747

ITEM NUMBER:242592 4  
DISTRICT:05  
ROADWAY ID:77160000

PROJECT DESCRIPTION:SR 400 (I-4) 1 MILE E OF SR 434 TO E OF SR 15/600 (US 17/92)  
COUNTY:SEMINOLE  
PROJECT LENGTH: 8.992MI

\*SIS\*  
TYPE OF WORK:ADD LANES & RECONSTRUCT  
LANES EXIST/IMPROVED/ADDED: 6/ 6/ 4

FUND CODE	LESS THAN 2021	2021	2022	2023	2024	2025	GREATER THAN 2025	ALL YEARS
PHASE: PRELIMINARY ENGINEERING / RESPONSIBLE AGENCY: MANAGED BY FDOT								
ACNP	13,803	248,587	0	0	0	750,000	0	1,012,390
DDR	999,312	0	0	0	0	0	0	999,312
DI	647,407	0	0	0	0	0	0	647,407
DIH	349,895	0	0	0	0	0	0	349,895
DS	19,417	0	0	0	0	0	0	19,417
NH	47,224	0	0	0	0	0	0	47,224
NHPP	9,585,148	0	0	0	0	0	0	9,585,148
PKYI	1,954	0	0	0	0	0	0	1,954
SA	40,110	9,890	0	0	0	0	0	50,000
PHASE: RIGHT OF WAY / RESPONSIBLE AGENCY: MANAGED BY FDOT								
BNIR	0	0	8,000,000	0	0	0	0	8,000,000
DDR	0	0	50,000	8,150,000	8,100,000	8,836,836	0	25,136,836
DI	0	0	800,000	400,000	600,000	0	4,925,951	6,725,951
DIH	0	0	110,000	110,000	110,000	0	0	330,000



FLORIDA DEPARTMENT OF TRANSPORTATION  
OFFICE OF WORK PROGRAM  
MPO ROLLFORWARD REPORT  
=====

DATE RUN: 07/01/2020  
TIME RUN: 11.18.04  
MBRMPOTP

HIGHWAYS

DS	0	846,000	0	0	0	0	0	846,000
LF	0	2,058,000	0	0	0	0	0	2,058,000
PHASE: CONSTRUCTION / RESPONSIBLE AGENCY: MANAGED BY FDOT								
CIGP	0	8,248,377	0	0	0	0	0	8,248,377
DDR	0	1,500,000	0	0	0	0	0	1,500,000
DIH	0	50,000	0	0	0	0	0	50,000
DS	168	0	0	0	0	0	0	168
LF	0	2,378,854	0	0	0	0	0	2,378,854
TRIP	0	580,861	0	0	0	0	0	580,861
TRWR	0	4,650,399	0	0	0	0	0	4,650,399
TOTAL 415030 6	254,168	20,312,491	0	0	0	0	0	20,566,659
TOTAL PROJECT:	254,168	20,312,491	0	0	0	0	0	20,566,659

ITEM NUMBER:420752 1		PROJECT DESCRIPTION:ADVANCE RIGHT OF WAY ACQUISITION SEMINOLE COUNTY					*SIS*	
DISTRICT:05		COUNTY:SEMINOLE					TYPE OF WORK:RIGHT OF WAY ACQUISITION	
ROADWAY ID:77320000		PROJECT LENGTH: 5.407MI					LANES EXIST/IMPROVED/ADDED: 0/ 0/ 0	
FUND CODE	LESS THAN 2021	2021	2022	2023	2024	2025	GREATER THAN 2025	ALL YEARS
PHASE: RIGHT OF WAY / RESPONSIBLE AGENCY: MANAGED BY FDOT								
BNIR	3,915,588	0	0	0	0	0	0	3,915,588
DDR	5,331,280	0	0	0	0	0	0	5,331,280
DIH	424,557	5,760	0	0	0	0	0	430,317
DIRS	3,769,057	0	0	0	0	0	0	3,769,057
DS	4,795,818	0	0	0	0	0	0	4,795,818
SA	3,001,000	0	0	0	0	0	0	3,001,000
TOTAL 420752 1	21,237,300	5,760	0	0	0	0	0	21,243,060
TOTAL PROJECT:	21,237,300	5,760	0	0	0	0	0	21,243,060

ITEM NUMBER:422708 1		PROJECT DESCRIPTION:SR 46 FROM W OF MILLS CK BRIDGE TO SR 15/600/US 17-92					*NON-SIS*	
DISTRICT:05		COUNTY:SEMINOLE					TYPE OF WORK:RESURFACING	
ROADWAY ID:77030000		PROJECT LENGTH: .452MI					LANES EXIST/IMPROVED/ADDED: 4/ 4/ 0	
FUND CODE	LESS THAN 2021	2021	2022	2023	2024	2025	GREATER THAN 2025	ALL YEARS
PHASE: CONSTRUCTION / RESPONSIBLE AGENCY: MANAGED BY FDOT								
DDR	275,882	0	0	0	0	0	0	275,882
DIH	39,153	4,064	0	0	0	0	0	43,217
TOTAL 422708 1	315,035	4,064	0	0	0	0	0	319,099
TOTAL PROJECT:	315,035	4,064	0	0	0	0	0	319,099

ITEM NUMBER:434523 1		PROJECT DESCRIPTION:I-4 AT SR 436					*SIS*	
DISTRICT:05		COUNTY:SEMINOLE					TYPE OF WORK:SAFETY PROJECT	
ROADWAY ID:77160000		PROJECT LENGTH: .010MI					LANES EXIST/IMPROVED/ADDED: 6/ 0/ 0	
FUND CODE	LESS THAN 2021	2021	2022	2023	2024	2025	GREATER THAN 2025	ALL YEARS
PHASE: PRELIMINARY ENGINEERING / RESPONSIBLE AGENCY: MANAGED BY FDOT								
DIH	179	9,821	0	0	0	0	0	10,000
DS	72,619	0	0	0	0	0	0	72,619
TOTAL 434523 1	72,798	9,821	0	0	0	0	0	82,619
TOTAL PROJECT:	72,798	9,821	0	0	0	0	0	82,619





FLORIDA DEPARTMENT OF TRANSPORTATION  
OFFICE OF WORK PROGRAM  
MPO ROLLFORWARD REPORT  
=====

DATE RUN: 07/01/2020

TIME RUN: 11.18.04

MBRMPOTP

PHASE: CONSTRUCTION / RESPONSIBLE AGENCY: MANAGED BY FDOT							
	DDR	25,962	0	0	0	0	25,962
	DIH	0	15,000	0	0	0	15,000
	GFSU	1,445,152	167,310	0	0	0	1,612,462
<b>TOTAL</b>	<b>436857</b>	<b>1,723,347</b>	<b>195,689</b>	<b>0</b>	<b>0</b>	<b>0</b>	<b>1,919,036</b>
<b>TOTAL PROJECT:</b>		<b>1,723,347</b>	<b>195,689</b>	<b>0</b>	<b>0</b>	<b>0</b>	<b>1,919,036</b>

ITEM NUMBER:436858 1  
DISTRICT:05  
ROADWAY ID:77030000

PROJECT DESCRIPTION:SR 46 FROM UPSALA RD TO AIRPORT BLVD  
COUNTY:SEMINOLE  
PROJECT LENGTH: 1.501MI

```

                                *SIS*
TYPE OF WORK:LANDSCAPING
LANES EXIST/IMPROVED/ADDED: 4/ 0/ 0

```

FUND CODE	LESS THAN 2021	2021	2022	2023	2024	2025	GREATER THAN 2025	ALL YEARS
PHASE: CONSTRUCTION / RESPONSIBLE AGENCY: MANAGED BY FDOT								
DER	17,733	0	0	0	0	0	0	17,733
DIH	31,011	41,697	0	0	0	0	0	72,708
DS	405,578	0	0	0	0	0	0	405,578
TOTAL 436858 1	454,322	41,697	0	0	0	0	0	496,019
TOTAL PROJECT:	454,322	41,697	0	0	0	0	0	496,019

ITEM NUMBER:437114 8  
DISTRICT:05  
ROADWAY ID:77030000

PROJECT DESCRIPTION:SR 46 FROM ORANGE BLVD TO I-4 (SR400)  
COUNTY:SEMINOLE  
PROJECT LENGTH: 1.875MI

```

                                *SIS*
TYPE OF WORK:LANDSCAPING
LANES EXIST/IMPROVED/ADDED: 4/ 0/ 0

```

	FUND CODE	LESS THAN 2021	2021	2022	2023	2024	2025	GREATER THAN 2025	ALL YEARS
PHASE: PRELIMINARY ENGINEERING / RESPONSIBLE AGENCY: MANAGED BY FDOT									
	DIH	77	4,923	0	0	0	0	0	5,000
PHASE: CONSTRUCTION / RESPONSIBLE AGENCY: MANAGED BY FDOT									
	DDR	0		670,378	0	0	0	0	670,378
	DIH	0	0	10,530	0	0	0	0	10,530
<b>TOTAL</b>	<b>437114 8</b>	<b>77</b>	<b>4,923</b>	<b>680,908</b>	<b>0</b>	<b>0</b>	<b>0</b>	<b>0</b>	<b>685,908</b>
<b>TOTAL PROJECT:</b>		<b>77</b>	<b>4,923</b>	<b>680,908</b>	<b>0</b>	<b>0</b>	<b>0</b>	<b>0</b>	<b>685,908</b>

ITEM NUMBER:439682 5  
DISTRICT:05  
ROADWAY ID:77160000

PROJECT DESCRIPTION: I-4/SR 400 FROM SR 46 TO E OF SR 600 (US 17/92) (EB ONLY)  
COUNTY: SEMINOLE  
PROJECT LENGTH: 1.799MI

\*SIS\*

TYPE OF WORK:RESURFACING

LANES EXIST/IMPROVED/ADDED: 4/ 4/ 0

FUND CODE	LESS THAN						GREATER THAN	ALL YEARS
	2021	2021	2022	2023	2024	2025	2025	
PHASE: PRELIMINARY ENGINEERING / RESPONSIBLE AGENCY: MANAGED BY FDOT								
DIH	13,502	16,498	0	0	0	0	0	30,000
DS	377,032	0	0	0	0	0	0	377,032
PHASE: CONSTRUCTION / RESPONSIBLE AGENCY: MANAGED BY FDOT								
ACNP	2,221,109	27,350	0	0	0	0	0	2,248,459
DDR	124,737	0	0	0	0	0	0	124,737
DS	43,581	0	0	0	0	0	0	43,581
NHRE	18,879	0	0	0	0	0	0	18,879
TOTAL 439682 5	2,798,840	43,848	0	0	0	0	0	2,842,688
TOTAL PROJECT:	2,798,840	43,848	0	0	0	0	0	2,842,688

FLORIDA DEPARTMENT OF TRANSPORTATION  
OFFICE OF WORK PROGRAM  
MPO ROLLFORWARD REPORT  
=====

**HIGHWAYS**  
=====

ITEM NUMBER:445396 1		PROJECT DESCRIPTION:SR 434 OVER OUTFALL BRIDGE# 770031					*NON-SIS*		
DISTRICT:05		COUNTY:SEMINOLE					TYPE OF WORK:BRIDGE-REPAIR/REHABILITATION		
ROADWAY ID:77120000		PROJECT LENGTH: .005MI					LANES EXIST/IMPROVED/ADDED: 2/ 2/ 0		
FUND CODE	LESS THAN 2021	2021	2022	2023	2024	2025	GREATER THAN 2025	ALL YEARS	
PHASE: PRELIMINARY ENGINEERING / RESPONSIBLE AGENCY: MANAGED BY FDOT									
BRRP	25,344	0	0	0	0	0	0	0	25,344
DIH	0	2,000	0	0	0	0	0	0	2,000
DS	4,141	0	0	0	0	0	0	0	4,141
PHASE: CONSTRUCTION / RESPONSIBLE AGENCY: MANAGED BY FDOT									
BRRP	0	396,323	0	0	0	0	0	0	396,323
DIH	0	2,052	0	0	0	0	0	0	2,052
TOTAL 445396 1	29,485	400,375	0	0	0	0	0	0	429,860
TOTAL PROJECT:	29,485	400,375	0	0	0	0	0	0	429,860
TOTAL DIST: 05	1,250,083,040	286,069,800	32,223,968	53,743,610	16,205,021	9,586,836	10,925,951	1,658,838,226	
TOTAL HIGHWAYS	1,250,083,040	286,069,800	32,223,968	53,743,610	16,205,021	9,586,836	10,925,951	1,658,838,226	

FLORIDA DEPARTMENT OF TRANSPORTATION  
OFFICE OF WORK PROGRAM  
MPO ROLLFORWARD REPORT  
=====

DATE RUN: 07/01/2020  
TIME RUN: 11.18.04  
MBRMPOTP

TURNPIKE  
=====

ITEM NUMBER:406090 7		PROJECT DESCRIPTION:THERMOPLASTIC FOR BEACHLINE WIDENING FROM I-4 TO MAINLINE TURNPIKE					*SIS*	
DISTRICT:05		COUNTY:ORANGE					TYPE OF WORK:SIGNING/PAVEMENT MARKINGS	
ROADWAY ID:75471000		PROJECT LENGTH: 4.300MI					LANES EXIST/IMPROVED/ADDED: 0/ 0/ 0	
FUND CODE	LESS THAN 2021	2021	2022	2023	2024	2025	GREATER THAN 2025	ALL YEARS
PHASE: CONSTRUCTION / RESPONSIBLE AGENCY: MANAGED BY FDOT								
PKYI	466,291	93,846	0	0	0	0	0	560,137
TOTAL 406090 7	466,291	93,846	0	0	0	0	0	560,137
TOTAL PROJECT:	466,291	93,846	0	0	0	0	0	560,137

ITEM NUMBER:411406 1		PROJECT DESCRIPTION:WIDEN TPK FROM OSCEOLA CNTY LINE TO BEACHLINE, W/EXP LANES (4TO8 LNS)					*SIS*	
DISTRICT:05		COUNTY:ORANGE					TYPE OF WORK:ADD LANES & RECONSTRUCT	
ROADWAY ID:75470000		PROJECT LENGTH: 5.771MI					LANES EXIST/IMPROVED/ADDED: 4/ 4/ 4	
FUND CODE	LESS THAN 2021	2021	2022	2023	2024	2025	GREATER THAN 2025	ALL YEARS
PHASE: PRELIMINARY ENGINEERING / RESPONSIBLE AGENCY: MANAGED BY FDOT								
PKYI	15,090,165	2,009	0	0	0	0	0	15,092,174
PHASE: RIGHT OF WAY / RESPONSIBLE AGENCY: MANAGED BY FDOT								
PKYI	4,041	1,570	0	0	0	0	0	5,611
PHASE: RAILROAD & UTILITIES / RESPONSIBLE AGENCY: MANAGED BY FDOT								
PKLF	682,246	0	0	0	0	0	0	682,246
PKYI	1,778,606	400,000	0	0	0	0	0	2,178,606
PHASE: CONSTRUCTION / RESPONSIBLE AGENCY: MANAGED BY FDOT								
DI	2,567,634	0	0	0	0	0	0	2,567,634
PKLF	7,322,165	7,330	0	0	0	0	0	7,329,495
PKYI	185,280,228	4,042	0	0	0	0	0	185,284,270
PHASE: ENVIRONMENTAL / RESPONSIBLE AGENCY: MANAGED BY FDOT								
PKYI	717,291	0	0	0	0	0	0	717,291
PHASE: MISCELLANEOUS / RESPONSIBLE AGENCY: MANAGED BY FDOT								
PKER	11,815	0	0	0	0	0	0	11,815
TOTAL 411406 1	213,454,191	414,951	0	0	0	0	0	213,869,142
TOTAL PROJECT:	213,454,191	414,951	0	0	0	0	0	213,869,142

ITEM NUMBER:422418 3		PROJECT DESCRIPTION:TURKEY LAKE SERVICE PLAZA MODIFICATION (MP 263)					*SIS*	
DISTRICT:05		COUNTY:ORANGE					TYPE OF WORK:REST AREA	
ROADWAY ID:75470000		PROJECT LENGTH: .567MI					LANES EXIST/IMPROVED/ADDED: 0/ 0/ 0	
FUND CODE	LESS THAN 2021	2021	2022	2023	2024	2025	GREATER THAN 2025	ALL YEARS
PHASE: P D & E / RESPONSIBLE AGENCY: MANAGED BY FDOT								
PKYI	0	1,500	0	0	0	0	0	1,500
PHASE: PRELIMINARY ENGINEERING / RESPONSIBLE AGENCY: MANAGED BY FDOT								
PKYI	44,790	592	0	0	0	0	0	45,382
PKYR	60,271	0	0	0	0	0	0	60,271
PHASE: ENVIRONMENTAL / RESPONSIBLE AGENCY: MANAGED BY FDOT								
PKYI	773,195	0	0	0	0	0	0	773,195
PHASE: DESIGN BUILD / RESPONSIBLE AGENCY: MANAGED BY FDOT								
PKBD	1,274,823	0	0	0	0	0	0	1,274,823

FLORIDA DEPARTMENT OF TRANSPORTATION  
OFFICE OF WORK PROGRAM  
MPO ROLLFORWARD REPORT  
=====

DATE RUN: 07/01/2020  
TIME RUN: 11.18.04  
MBRMPOTP

TURNPIKE  
=====

PKYI	4,159,207	0	0	0	0	0	0	4,159,207
TOTAL 422418 3	6,312,286	2,092	0	0	0	0	0	6,314,378
TOTAL PROJECT:	6,312,286	2,092	0	0	0	0	0	6,314,378

ITEM NUMBER:429331 1 PROJECT DESCRIPTION:I-4/TPK INTERCHANGE NB EXIT RAMP WIDENING (MP 259) \*SIS\*  
DISTRICT:05 COUNTY:ORANGE TYPE OF WORK:INTERCHANGE JUSTIFICA/MODIFICA  
ROADWAY ID:75470000 PROJECT LENGTH: .600MI LANES EXIST/IMPROVED/ADDED: 4/ 0/ 0

FUND CODE	LESS THAN 2021	2021	2022	2023	2024	2025	GREATER THAN 2025	ALL YEARS
PHASE: PRELIMINARY ENGINEERING / RESPONSIBLE AGENCY: MANAGED BY FDOT								
PKYI	1,179,240	1,923	0	0	0	0	0	1,181,163
PHASE: RAILROAD & UTILITIES / RESPONSIBLE AGENCY: MANAGED BY FDOT								
DI	7,303,205	0	0	0	0	0	0	7,303,205
DS	135,640	0	0	0	0	0	0	135,640
PHASE: CAPITAL / RESPONSIBLE AGENCY: MANAGED BY FDOT								
PKYI	17,750	0	0	0	0	0	0	17,750
PHASE: DESIGN BUILD / RESPONSIBLE AGENCY: MANAGED BY FDOT								
PKYI	8,733,094	907	0	0	0	0	0	8,734,001
TOTAL 429331 1	17,368,929	2,830	0	0	0	0	0	17,371,759
TOTAL PROJECT:	17,368,929	2,830	0	0	0	0	0	17,371,759

ITEM NUMBER:433663 1 PROJECT DESCRIPTION:SAND LAKE RD / TPK INTERCHANGE (SR482/SR91) (MP 257) \*SIS\*  
DISTRICT:05 COUNTY:ORANGE TYPE OF WORK:INTERCHANGE (NEW)  
ROADWAY ID:75470084 PROJECT LENGTH: 1.889MI LANES EXIST/IMPROVED/ADDED: 0/ 0/ 1

FUND CODE	LESS THAN 2021	2021	2022	2023	2024	2025	GREATER THAN 2025	ALL YEARS
PHASE: PRELIMINARY ENGINEERING / RESPONSIBLE AGENCY: MANAGED BY FDOT								
DS	8,566	0	0	0	0	0	0	8,566
PKYI	9,162,634	4,145	0	0	0	0	0	9,166,779
PHASE: RIGHT OF WAY / RESPONSIBLE AGENCY: MANAGED BY FDOT								
PKYI	877	4,623	0	0	0	0	0	5,500
PHASE: RAILROAD & UTILITIES / RESPONSIBLE AGENCY: MANAGED BY FDOT								
PKLF	0	1,800,000	0	0	0	0	0	1,800,000
PKYI	725,000	13,100,000	0	0	0	0	0	13,825,000
PHASE: CONSTRUCTION / RESPONSIBLE AGENCY: MANAGED BY FDOT								
PKBD	0	0	69,210,731	1,840,000	0	0	0	71,050,731
PKYI	53,580	50,000	73,710	0	0	0	0	177,290
PHASE: ENVIRONMENTAL / RESPONSIBLE AGENCY: MANAGED BY FDOT								
PKYI	0	0	150,000	0	0	0	0	150,000
TOTAL 433663 1	9,950,657	14,958,768	69,434,441	1,840,000	0	0	0	96,183,866
TOTAL PROJECT:	9,950,657	14,958,768	69,434,441	1,840,000	0	0	0	96,183,866

ITEM NUMBER:433915 5 PROJECT DESCRIPTION:LANDSCAPING FOR TPK INTERCHANGE AT MP 273 (SR50) \*SIS\*  
DISTRICT:05 COUNTY:ORANGE TYPE OF WORK:LANDSCAPING  
ROADWAY ID:75470000 PROJECT LENGTH: .800MI LANES EXIST/IMPROVED/ADDED: 7/ 0/ 0

FUND CODE	LESS THAN 2021	2021	2022	2023	2024	2025	GREATER THAN 2025	ALL YEARS
PHASE: PRELIMINARY ENGINEERING / RESPONSIBLE AGENCY: MANAGED BY FDOT								
PKYI	243,613	0	0	0	0	0	0	243,613

ITEM NUMBER:437156 4		PROJECT DESCRIPTION:THERMOPLASTIC FOR BEACHLINE WIDENING (SR528) (MP4-8.421)					*SIS*	
DISTRICT:05		COUNTY:ORANGE					TYPE OF WORK:SIGNING/PAVEMENT MARKINGS	
ROADWAY ID:75471000		PROJECT LENGTH: 4.121MI					LANES EXIST/IMPROVED/ADDED: 6/ 0/ 0	
FUND CODE	LESS THAN 2021	2021	2022	2023	2024	2025	GREATER THAN 2025	ALL YEARS
PHASE: CONSTRUCTION / RESPONSIBLE AGENCY: MANAGED BY FDOT								
	PKEYI	251,013	38,491	0	0	0	0	289,504
<b>TOTAL 437156 4</b>		<b>251,013</b>	<b>38,491</b>	<b>0</b>	<b>0</b>	<b>0</b>	<b>0</b>	<b>289,504</b>
<b>TOTAL PROJECT:</b>		<b>61,982,850</b>	<b>50,614</b>	<b>0</b>	<b>0</b>	<b>0</b>	<b>0</b>	<b>62,033,464</b>

FLORIDA DEPARTMENT OF TRANSPORTATION  
OFFICE OF WORK PROGRAM  
MPO ROLLFORWARD REPORT  
=====

DATE RUN: 07/01/2020  
TIME RUN: 11.18.04  
MBRMPOTP

TURNPIKE  
=====

ITEM NUMBER:437166 2	PROJECT DESCRIPTION:TURNPIKE MAINLINE AT I-4 (MP 259 - DIRECT CONNECT RAMPS)						*SIS*	
DISTRICT:05	COUNTY:ORANGE						TYPE OF WORK:INTERCHANGE IMPROVEMENT	
ROADWAY ID:75470000	PROJECT LENGTH: .600MI						LANES EXIST/IMPROVED/ADDED: 4/ 0/ 0	
FUND CODE	LESS THAN 2021	2021	2022	2023	2024	2025	GREATER THAN 2025	ALL YEARS
PHASE: PRELIMINARY ENGINEERING / RESPONSIBLE AGENCY: MANAGED BY FDOT								
PKYI	5,544,596	9,510	0	0	0	0	0	5,554,106
PHASE: ENVIRONMENTAL / RESPONSIBLE AGENCY: MANAGED BY FDOT								
PKYI	2,450	0	0	0	0	0	0	2,450
PHASE: CAPITAL / RESPONSIBLE AGENCY: MANAGED BY FDOT								
PKYI	3,942	0	0	0	0	0	0	3,942
PHASE: DESIGN BUILD / RESPONSIBLE AGENCY: MANAGED BY FDOT								
PKED	0	226,550	0	0	0	0	0	226,550
PKYI	87,494,245	1,058,726	0	0	0	0	0	88,552,971
<b>TOTAL 437166 2</b>	<b>93,045,233</b>	<b>1,294,786</b>	<b>0</b>	<b>0</b>	<b>0</b>	<b>0</b>	<b>0</b>	<b>94,340,019</b>
<b>TOTAL PROJECT:</b>	<b>93,045,233</b>	<b>1,294,786</b>	<b>0</b>	<b>0</b>	<b>0</b>	<b>0</b>	<b>0</b>	<b>94,340,019</b>

ITEM NUMBER:437183 1	PROJECT DESCRIPTION:BEACHLINE EAST SR 520 TOLL BYPASS						*SIS*	
DISTRICT:05	COUNTY:ORANGE						TYPE OF WORK:GUARDRAIL	
ROADWAY ID:75475001	PROJECT LENGTH: .541MI						LANES EXIST/IMPROVED/ADDED: 1/ 0/ 0	
FUND CODE	LESS THAN 2021	2021	2022	2023	2024	2025	GREATER THAN 2025	ALL YEARS
PHASE: PRELIMINARY ENGINEERING / RESPONSIBLE AGENCY: MANAGED BY FDOT								
PKYI	1,293	5,000	0	0	0	0	0	6,293
<b>TOTAL 437183 1</b>	<b>1,293</b>	<b>5,000</b>	<b>0</b>	<b>0</b>	<b>0</b>	<b>0</b>	<b>0</b>	<b>6,293</b>
<b>TOTAL PROJECT:</b>	<b>1,293</b>	<b>5,000</b>	<b>0</b>	<b>0</b>	<b>0</b>	<b>0</b>	<b>0</b>	<b>6,293</b>

ITEM NUMBER:439105 3	PROJECT DESCRIPTION:TRAFFIC MANAGEMENT CENTER - TURKEY LAKE RENOVATION						*NON-SIS*	
DISTRICT:05	COUNTY:ORANGE						TYPE OF WORK:ITS FREEWAY MANAGEMENT	
ROADWAY ID:	PROJECT LENGTH: .000						LANES EXIST/IMPROVED/ADDED: 0/ 0/ 0	
FUND CODE	LESS THAN 2021	2021	2022	2023	2024	2025	GREATER THAN 2025	ALL YEARS
PHASE: CONSTRUCTION / RESPONSIBLE AGENCY: MANAGED BY FDOT								
PKYI	196,826	0	0	0	0	0	0	196,826
PKYR	667,992	72,482	0	0	0	0	0	740,474
<b>TOTAL 439105 3</b>	<b>864,818</b>	<b>72,482</b>	<b>0</b>	<b>0</b>	<b>0</b>	<b>0</b>	<b>0</b>	<b>937,300</b>
<b>TOTAL PROJECT:</b>	<b>864,818</b>	<b>72,482</b>	<b>0</b>	<b>0</b>	<b>0</b>	<b>0</b>	<b>0</b>	<b>937,300</b>

ITEM NUMBER:439457 3	PROJECT DESCRIPTION:RESURFACE SR 408 INTERCHANGE RAMPS (NB ON, SB OFF), MP 265						*SIS*	
DISTRICT:05	COUNTY:ORANGE						TYPE OF WORK:RESURFACING	
ROADWAY ID:75470151	PROJECT LENGTH: .996MI						LANES EXIST/IMPROVED/ADDED: 2/ 2/ 0	
FUND CODE	LESS THAN 2021	2021	2022	2023	2024	2025	GREATER THAN 2025	ALL YEARS
PHASE: PRELIMINARY ENGINEERING / RESPONSIBLE AGENCY: MANAGED BY FDOT								
PKYI	7,567	1,406	0	0	0	0	0	8,973

FLORIDA DEPARTMENT OF TRANSPORTATION  
OFFICE OF WORK PROGRAM  
MPO ROLLFORWARD REPORT  
=====

**TURNPIKE**

=====

DATE RUN: 07/01/2020

TIME RUN: 11.18.04  
MBRMPOTP

PHASE: CONSTRUCTION / RESPONSIBLE AGENCY: MANAGED BY FDOT		
PKYR	268,164	0
<b>TOTAL 439457 3</b>	<b>275,731</b>	<b>1,406</b>

ITEM NUMBER:439457 6	PROJECT DESCRIPTION:SAFETY IMPROVEMENTS TPK MAINLINE IN ORANGE COUNTY, MP 265.3 - 269.4	*SIS*
DISTRICT:05	COUNTY:ORANGE	TYPE OF WORK:GUARDRAIL
ROADWAY ID:75470000	PROJECT LENGTH: 4.067MI	LANES EXIST/IMPROVED/ADDED: 6/ 0/ 0

FUND CODE	LESS THAN 2021	2021	2022	2023	2024	2025	GREATER THAN 2025	ALL YEARS
PHASE: P D & E / RESPONSIBLE AGENCY: MANAGED BY FDOT								
PKYI	648	0	0	0	0	0	0	648
PKYR	255,076	0	0	0	0	0	0	255,076
PHASE: PRELIMINARY ENGINEERING / RESPONSIBLE AGENCY: MANAGED BY FDOT								
PKYI	43,481	2,608	0	0	0	0	0	46,089
PHASE: CONSTRUCTION / RESPONSIBLE AGENCY: MANAGED BY FDOT								
PKYR	0	1,562,717	0	0	0	0	0	1,562,717
<b>TOTAL</b>	<b>439,457</b>	<b>6</b>	<b>299,205</b>	<b>1,565,325</b>	<b>0</b>	<b>0</b>	<b>0</b>	<b>1,864,530</b>

ITEM NUMBER:439457 7	PROJECT DESCRIPTION:TRAFFIC OPERATIONS IMPROVEMENTS AT SR 91 NB OFF RAMP TO SR 429	*SIS*
DISTRICT:05	COUNTY:ORANGE	TYPE OF WORK:TRAFFIC OPS IMPROVEMENT
ROADWAY ID:75470160	PROJECT LENGTH: .641MI	LANES EXIST/IMPROVED/ADDED: 2/ 0/ 0

FUND CODE	LESS THAN 2021	2021	2022	2023	2024	2025	GREATER THAN 2025	ALL YEARS
PHASE: PRELIMINARY ENGINEERING / RESPONSIBLE AGENCY: MANAGED BY FDOT PKYI	5,177	424	0	0	0	0	0	5,601
PHASE: CONSTRUCTION / RESPONSIBLE AGENCY: MANAGED BY FDOT PKYI	0	6,490,271	0	0	0	0	0	6,490,271
TOTAL 439457 7	5,177	6,490,695	0	0	0	0	0	6,495,872
TOTAL PROJECT:	580,113	8,057,426	0	0	0	0	0	8,637,539

ITEM NUMBER:439598 1	PROJECT DESCRIPTION:TURNPIKE MAINLINE S/B LANE DROP AT CONSULATE DRIVE (EXIT 5)	*SIS*
DISTRICT:05	COUNTY:ORANGE	TYPE OF WORK:TRAFFIC OPS IMPROVEMENT
ROADWAY ID:75470000	PROJECT LENGTH: 1.200MI	LANES EXIST/IMPROVED/ADDED: 4/ 1/ 0

FUND CODE	LESS THAN 2021	2021	2022	2023	2024	2025	GREATER THAN 2025	ALL YEARS
PHASE: PRELIMINARY ENGINEERING / RESPONSIBLE AGENCY: MANAGED BY FDOT PKYI	17,964	0	0	0	0	0	0	17,964
PHASE: CONSTRUCTION / RESPONSIBLE AGENCY: MANAGED BY FDOT PKYI	64,866	10,950	0	0	0	0	0	75,816
TOTAL 439598 1	82,830	10,950	0	0	0	0	0	93,780
TOTAL PROJECT:	82,830	10,950	0	0	0	0	0	93,780



FLORIDA DEPARTMENT OF TRANSPORTATION  
OFFICE OF WORK PROGRAM  
MPO ROLLFORWARD REPORT  
=====

DATE RUN: 07/01/2020

TIME RUN: 11.18.04  
MBRMPOTP

ITEM NUMBER:440314 2  
DISTRICT:05  
ROADWAY ID:75476000

PROJECT DESCRIPTION:COLONIAL PARKWAY (SR 504) - WOODBURY ROAD TO SR 520  
COUNTY:ORANGE  
PROJECT LENGTH: 7.000MI

\*SIS\*

TYPE OF WORK:NEW ROAD CONSTRUCTION

LANES EXIST/IMPROVED/ADDED: 0/ 0/ 4

	FUND CODE	LESS THAN 2021	2021	2022	2023	2024	2025	GREATER THAN 2025	ALL YEARS
PHASE: PRELIMINARY ENGINEERING / RESPONSIBLE AGENCY: MANAGED BY FDOT									
PKYI		93,308	13,184	0	0	0	0	0	106,492
PHASE: RIGHT OF WAY / RESPONSIBLE AGENCY: MANAGED BY FDOT									
PKYI		101,326	4,059	0	0	0	0	0	105,385
PHASE: RAILROAD & UTILITIES / RESPONSIBLE AGENCY: MANAGED BY FDOT									
PKYI		0	1,000	0	0	0	0	0	1,000
TOTAL 440314 2		194,634	18,243	0	0	0	0	0	212,877
TOTAL PROJECT:		194,634	18,243	0	0	0	0	0	212,877

ITEM NUMBER:440315 1  
DISTRICT:05  
ROADWAY ID:

PROJECT DESCRIPTION:COLONIAL PARKWAY (SR 504) - SR 520 TO SR 528  
COUNTY:ORANGE  
PROJECT LENGTH: .000

```

*NON-SIS*
TYPE OF WORK:NEW ROAD CONSTRUCTION
LANES EXIST/IMPROVED/ADDED: 0/ 0/ 0

```

FUND CODE	LESS THAN 2021	2021	2022	2023	2024	2025	GREATER THAN 2025	ALL YEARS
PHASE: P D & E / RESPONSIBLE AGENCY: MANAGED BY FDOT PKYI	714	4,286	0	0	0	0	0	5,000
PHASE: PRELIMINARY ENGINEERING / RESPONSIBLE AGENCY: MANAGED BY FDOT PKYI	43,122	5,000	0	0	0	0	0	48,122
PHASE: RIGHT OF WAY / RESPONSIBLE AGENCY: MANAGED BY FDOT PKYI	2,513	2,623	0	0	0	0	0	5,136
TOTAL 440315 1	46,349	11,909	0	0	0	0	0	58,258
TOTAL PROJECT:	46,349	11,909	0	0	0	0	0	58,258

ITEM NUMBER:443904 1  
DISTRICT:05  
ROADWAY ID:75470000

PROJECT DESCRIPTION:ADD PEDESTRIAN LIGHTING UNDER THE TPK ML BRIDGE OVER BEULAH RD (MP269)  
COUNTY:ORANGE T  
PROJECT LENGTH: .016MI

```

69)                                *SIS*
  TYPE OF WORK:BRIDGE-ROUTINE MAINTENANCE
    LANES EXIST/IMPROVED/ADDED: 8/ 0/ 0

```

FUND CODE	LESS THAN 2021	2021	2022	2023	2024	2025	GREATER THAN 2025	ALL YEARS
PHASE: PRELIMINARY ENGINEERING / RESPONSIBLE AGENCY: MANAGED BY FDOT								
PKYI	25,807	1,479	0	0	0	0	0	27,286
PHASE: CONSTRUCTION / RESPONSIBLE AGENCY: MANAGED BY FDOT								
PKYI	39,764	6,528	0	0	0	0	0	46,292
TOTAL 443904 1	65,571	8,007	0	0	0	0	0	73,578
TOTAL PROJECT:	65,571	8,007	0	0	0	0	0	73,578

FLORIDA DEPARTMENT OF TRANSPORTATION  
OFFICE OF WORK PROGRAM  
MPO ROLLFORWARD REPORT  
=====

DATE RUN: 07/01/2020  
TIME RUN: 11.18.04  
MBRMPOTP

TURNPIKE  
=====

ITEM NUMBER:443954 1		PROJECT DESCRIPTION:RELOCATE PALM TREES FROM TURKEY LAKE PLAZA TO MP 268					*SIS*		
DISTRICT:05		COUNTY:ORANGE					TYPE OF WORK:MISCELLANEOUS CONSTRUCTION		
ROADWAY ID:75470000		PROJECT LENGTH: 5.414MI					LANES EXIST/IMPROVED/ADDED: 6/ 0/ 0		
FUND CODE	LESS THAN 2021	2021	2022	2023	2024	2025	GREATER THAN 2025	ALL YEARS	
PHASE: PRELIMINARY ENGINEERING / RESPONSIBLE AGENCY: MANAGED BY FDOT									
PKYI	172,601	985	0	0	0	0	0	173,586	
PHASE: CONSTRUCTION / RESPONSIBLE AGENCY: MANAGED BY FDOT									
PKYI	413,927	129,895	0	0	0	0	0	543,822	
<b>TOTAL 443954 1</b>	<b>586,528</b>	<b>130,880</b>	<b>0</b>	<b>0</b>	<b>0</b>	<b>0</b>	<b>0</b>	<b>717,408</b>	

ITEM NUMBER:443954 2		PROJECT DESCRIPTION:RECONSTRUCT VISITOR PARKING LOT AT TURKEY LAKE SERVICE PLAZA (MP 263)					*SIS*		
DISTRICT:05		COUNTY:ORANGE					TYPE OF WORK:MISCELLANEOUS CONSTRUCTION		
ROADWAY ID:75470000		PROJECT LENGTH: .565MI					LANES EXIST/IMPROVED/ADDED: 8/ 0/ 0		
FUND CODE	LESS THAN 2021	2021	2022	2023	2024	2025	GREATER THAN 2025	ALL YEARS	
PHASE: PRELIMINARY ENGINEERING / RESPONSIBLE AGENCY: MANAGED BY FDOT									
PKYI	207,206	739	0	0	0	0	0	207,945	
PHASE: CONSTRUCTION / RESPONSIBLE AGENCY: MANAGED BY FDOT									
PKYI	1,397,995	137,016	0	0	0	0	0	1,535,011	
<b>TOTAL 443954 2</b>	<b>1,605,201</b>	<b>137,755</b>	<b>0</b>	<b>0</b>	<b>0</b>	<b>0</b>	<b>0</b>	<b>1,742,956</b>	

ITEM NUMBER:443954 3		PROJECT DESCRIPTION:TURKEY LAKE PLAZA PEDESTRIAN WALKWAY LANDSCAPE PROJECT (MP 263)					*SIS*		
DISTRICT:05		COUNTY:ORANGE					TYPE OF WORK:LANDSCAPING		
ROADWAY ID:75470000		PROJECT LENGTH: .565MI					LANES EXIST/IMPROVED/ADDED: 8/ 0/ 0		
FUND CODE	LESS THAN 2021	2021	2022	2023	2024	2025	GREATER THAN 2025	ALL YEARS	
PHASE: PRELIMINARY ENGINEERING / RESPONSIBLE AGENCY: MANAGED BY FDOT									
PKYI	200,381	1,420	0	0	0	0	0	201,801	
PHASE: CONSTRUCTION / RESPONSIBLE AGENCY: MANAGED BY FDOT									
PKYI	382,129	54,180	0	0	0	0	0	436,309	
<b>TOTAL 443954 3</b>	<b>582,510</b>	<b>55,600</b>	<b>0</b>	<b>0</b>	<b>0</b>	<b>0</b>	<b>0</b>	<b>638,110</b>	
<b>TOTAL PROJECT:</b>	<b>2,774,239</b>	<b>324,235</b>	<b>0</b>	<b>0</b>	<b>0</b>	<b>0</b>	<b>0</b>	<b>3,098,474</b>	

ITEM NUMBER:444006 1		PROJECT DESCRIPTION:PD&E WIDEN TPK(SR91) FROM S OF SAND LAKE RD TO S OF SR 408 (MP257-263)					*SIS*		
DISTRICT:05		COUNTY:ORANGE					TYPE OF WORK:PD&E/EMO STUDY		
ROADWAY ID:75470000		PROJECT LENGTH: 6.001MI					LANES EXIST/IMPROVED/ADDED: 8/ 0/ 0		
FUND CODE	LESS THAN 2021	2021	2022	2023	2024	2025	GREATER THAN 2025	ALL YEARS	
PHASE: P D & E / RESPONSIBLE AGENCY: MANAGED BY FDOT									
PKYI	84,285	1,433	4,000,000	0	0	0	0	4,085,718	
<b>TOTAL 444006 1</b>	<b>84,285</b>	<b>1,433</b>	<b>4,000,000</b>	<b>0</b>	<b>0</b>	<b>0</b>	<b>0</b>	<b>4,085,718</b>	
<b>TOTAL PROJECT:</b>	<b>84,285</b>	<b>1,433</b>	<b>4,000,000</b>	<b>0</b>	<b>0</b>	<b>0</b>	<b>0</b>	<b>4,085,718</b>	

FLORIDA DEPARTMENT OF TRANSPORTATION  
OFFICE OF WORK PROGRAM  
MPO ROLLFORWARD REPORT  
=====

DATE RUN: 07/01/2020

TIME RUN: 11.18.04  
MBRMPOTP

ITEM NUMBER:445884 1  
DISTRICT:05  
ROADWAY ID:75472000

PROJECT DESCRIPTION:RESURFACE SOUTHERN CONNECTOR EXT. (SR 417) IN ORANGE COUNTY, MP 4-6  
COUNTY:ORANGE  
PROJECT LENGTH: 2.192MI

\*SIS\*

TYPE OF WORK:RESURFACING

LANES EXIST/IMPROVED/ADDED: 4/ 4/ 0

FUND CODE	LESS THAN 2021					GREATER THAN 2025				
	2021	2022	2023	2024	2025	2025	ALL YEARS			
PHASE: PRELIMINARY ENGINEERING / RESPONSIBLE AGENCY: MANAGED BY FDOT										
PKYI	207	0	0	0	0	0	207			
PKYR	0	1,500	0	0	0	0	1,500			
<b>TOTAL</b>	<b>445884</b>	<b>1,500</b>	<b>0</b>	<b>0</b>	<b>0</b>	<b>0</b>	<b>1,707</b>			

ITEM NUMBER:445884 2  
DISTRICT:05  
ROADWAY ID:75472000

PROJECT DESCRIPTION:SAFETY IMPRVMENTS TO SOUTHERN CONNECTOR (SR417) IN ORANGE CNTY, MP 4-6  
COUNTY:ORANGE  
PROJECT LENGTH: 2.192MI

-6 \*SIS\*  
TYPE OF WORK:SAFETY PROJECT  
LANES EXIST/IMPROVED/ADDED: 4/ 0/ 0

FUND CODE	LESS THAN 2021	2021	2022	2023	2024	2025	GREATER THAN 2025	ALL YEARS
PHASE: PRELIMINARY ENGINEERING / RESPONSIBLE AGENCY: MANAGED BY FDOT								
PYR	0	1,500	0	0	0	0	0	1,500
TOTAL 445884 2	0	1,500	0	0	0	0	0	1,500
TOTAL PROJECT:	207	3,000	0	0	0	0	0	3,207

ITEM NUMBER:446578 1  
DISTRICT:05  
EX DESC:IS R/W NEEDED

PROJECT DESCRIPTION:WIDEN TPK(SR91) FROM SR429 TO SR50 (MP 267A - 272)  
COUNTY:ORANGE

\*SIS\*

TYPE OF WORK:ADD LANES & RECONSTRUCT

ROADWAY ID:75470000 PROJECT LENGTH: 5.979MI LANES EXIST/IMPROVED/ADDED: 6/ 6/ 1

FUND CODE	LESS THAN 2021	2021	2022	2023	2024	2025	GREATER THAN 2025	ALL YEARS
PHASE: PRELIMINARY ENGINEERING / RESPONSIBLE AGENCY: MANAGED BY FDOT								
PYI	0	1,500	0	0	0	0	0	1,500
TOTAL 446578 1	0	1,500	0	0	0	0	0	1,500
TOTAL PROJECT:	0	1,500	0	0	0	0	0	1,500

ITEM NUMBER:446579 1  
DISTRICT:05  
ROADWAY ID:75470000

PROJECT DESCRIPTION:WIDEN TPK(SR91) FROM SR408 TO SR429 (MP265-267A)  
COUNTY:ORANGE  
PROJECT LENGTH: 1.997MI

```

                                *SIS*
TYPE OF WORK:ADD LANES & RECONSTRUCT
LANES EXIST/IMPROVED/ADDED: 6/ 6/ 1

```

FUND CODE	LESS THAN 2021	2021	2022	2023	2024	2025	GREATER THAN 2025	ALL YEARS
PHASE: PRELIMINARY ENGINEERING / RESPONSIBLE AGENCY: MANAGED BY FDOT								
PYI	0	1,500	0	0	0	0	0	1,500
TOTAL 446579 1	0	1,500	0	0	0	0	0	1,500
TOTAL PROJECT:	0	1,500	0	0	0	0	0	1,500

FLORIDA DEPARTMENT OF TRANSPORTATION  
OFFICE OF WORK PROGRAM  
MPO ROLLFORWARD REPORT  
=====

DATE RUN: 07/01/2020  
TIME RUN: 11.18.04  
MBRMPOTP

TURNPIKE  
=====

ITEM NUMBER:446582 1	PROJECT DESCRIPTION:SR50 / TPK(SR91) INTCHG IMPROVEMENTS (MP 272)						*SIS*	
DISTRICT:05	COUNTY:ORANGE						TYPE OF WORK:INTERCHANGE IMPROVEMENT	
ROADWAY ID:75470000	PROJECT LENGTH: .400MI						LANES EXIST/IMPROVED/ADDED: 8/ 0/ 0	
FUND CODE	LESS THAN 2021	2021	2022	2023	2024	2025	GREATER THAN 2025	ALL YEARS
PHASE: PRELIMINARY ENGINEERING / RESPONSIBLE AGENCY: MANAGED BY FDOT								
PKYI	0	1,500	0	0	0	0	0	1,500
TOTAL 446582 1	0	1,500	0	0	0	0	0	1,500
TOTAL PROJECT:	0	1,500	0	0	0	0	0	1,500

ITEM NUMBER:446905 1	PROJECT DESCRIPTION:BEACHLINE EAST (SR528) AND SR520 INTCHG LIGHTING IMPROVEMENTS (MP30.8)						*SIS*	
DISTRICT:05	COUNTY:ORANGE						TYPE OF WORK:LIGHTING	
ROADWAY ID:75475000	PROJECT LENGTH: .300MI						LANES EXIST/IMPROVED/ADDED: 4/ 0/ 0	
FUND CODE	LESS THAN 2021	2021	2022	2023	2024	2025	GREATER THAN 2025	ALL YEARS
PHASE: PRELIMINARY ENGINEERING / RESPONSIBLE AGENCY: MANAGED BY FDOT								
PKYR	260	1,240	0	0	0	0	0	1,500
PHASE: PRELIMINARY ENGINEERING / RESPONSIBLE AGENCY: RESPONSIBLE AGENCY NOT AVAILABLE								
PKYI	20,313	62,895	0	0	0	0	0	83,208
PHASE: CONSTRUCTION / RESPONSIBLE AGENCY: RESPONSIBLE AGENCY NOT AVAILABLE								
DS	0	610,500	0	0	0	0	0	610,500
PKYI	0	782,320	0	0	0	0	0	782,320
TOTAL 446905 1	20,573	1,456,955	0	0	0	0	0	1,477,528
TOTAL PROJECT:	20,573	1,456,955	0	0	0	0	0	1,477,528

ITEM NUMBER:447080 1	PROJECT DESCRIPTION:SR 91 OFF RAMP LEFT TURN CLOSURE, MP 259.7						*NON-SIS*	
DISTRICT:05	COUNTY:ORANGE						TYPE OF WORK:INTERCHANGE IMPROVEMENT	
ROADWAY ID:75470143	PROJECT LENGTH: .100MI						LANES EXIST/IMPROVED/ADDED: 1/ 0/ 0	
FUND CODE	LESS THAN 2021	2021	2022	2023	2024	2025	GREATER THAN 2025	ALL YEARS
PHASE: PRELIMINARY ENGINEERING / RESPONSIBLE AGENCY: MANAGED BY FDOT								
PKYI	1,773	1,500	0	0	0	0	0	3,273
TOTAL 447080 1	1,773	1,500	0	0	0	0	0	3,273
TOTAL PROJECT:	1,773	1,500	0	0	0	0	0	3,273

ITEM NUMBER:447580 1	PROJECT DESCRIPTION:PD&E STUDY FOR TPK (SR91) AND I-4 INTERCHANGE (MP 259)						*SIS*	
DISTRICT:05	COUNTY:ORANGE						TYPE OF WORK:PD&E/EMO STUDY	
ROADWAY ID:75470000	PROJECT LENGTH: .600MI						LANES EXIST/IMPROVED/ADDED: 8/ 0/ 0	
FUND CODE	LESS THAN 2021	2021	2022	2023	2024	2025	GREATER THAN 2025	ALL YEARS
PHASE: P D & E / RESPONSIBLE AGENCY: MANAGED BY FDOT								
PKYI	0	1,500	0	0	0	0	0	1,500
TOTAL 447580 1	0	1,500	0	0	0	0	0	1,500
TOTAL PROJECT:	0	1,500	0	0	0	0	0	1,500

FLORIDA DEPARTMENT OF TRANSPORTATION  
OFFICE OF WORK PROGRAM  
MPO ROLLFORWARD REPORT  
=====

DATE RUN: 07/01/2020

TIME RUN: 11.18.04  
MBRMPOTP

ITEM NUMBER:422418 4  
DISTRICT:05  
ROADWAY ID:92471000

PROJECT DESCRIPTION:CANOE CREEK SERVICE PLAZA MODIFICATION (MP 229)  
COUNTY:OSCEOLA  
PROJECT LENGTH: .561MI

\*SIS\*

TYPE OF WORK:REST AREA

LANES EXIST/IMPROVED/ADDED: 0/ 0/ 0

	FUND CODE	LESS THAN 2021	2021	2022	2023	2024	2025	GREATER THAN 2025	ALL YEARS
PHASE: P D & E / RESPONSIBLE AGENCY: MANAGED BY FDOT	PKYI	1,130	370	0	0	0	0	0	1,500
PHASE: PRELIMINARY ENGINEERING / RESPONSIBLE AGENCY: MANAGED BY FDOT	PKYI	325,651	0	0	0	0	0	0	325,651
PHASE: ENVIRONMENTAL / RESPONSIBLE AGENCY: MANAGED BY FDOT	PKYI	2,280,143	0	0	0	0	0	0	2,280,143
PHASE: DESIGN BUILD / RESPONSIBLE AGENCY: MANAGED BY FDOT	PKBD	1,323,388	0	0	0	0	0	0	1,323,388
	PKYI	4,534,703	0	0	0	0	0	0	4,534,703
TOTAL 422418 4		8,465,015	370	0	0	0	0	0	8,465,385
TOTAL PROJECT:		8,465,015	370	0	0	0	0	0	8,465,385

ITEM NUMBER:432826 4  
DISTRICT:05  
ROADWAY ID:92471000

PROJECT DESCRIPTION:RESURFACE TPK MAINLINE FROM MP 216.951 TO MP 220.076 (OSCEOLA COUNTY)  
COUNTY:OSCEOLA  
PROJECT LENGTH: 3.125MI

```

Y)                                     *SIS*
TYPE OF WORK:RESURFACING
LANES EXIST/IMPROVED/ADDED: 4/ 4/ 0

```

FUND CODE	LESS THAN 2021	2021	2022	2023	2024	2025	GREATER THAN 2025	ALL YEARS
PHASE: PRELIMINARY ENGINEERING / RESPONSIBLE AGENCY: MANAGED BY FDOT								
PKYI	7,349	0		0	0	0	0	7,349
PKYR	169	1,331	0	0	0	0	0	1,500
PHASE: CONSTRUCTION / RESPONSIBLE AGENCY: MANAGED BY FDOT								
PKYI	1,015	0	0	0	0	0	0	1,015
PKYR	6,341,875	0	0	0	0	0	0	6,341,875
TOTAL 432826 4	6,350,408	1,331	0	0	0	0	0	6,351,739

ITEM NUMBER:432826 5  
DISTRICT:05  
ROADWAY ID:92471000

PROJECT DESCRIPTION:ROADSIDE IMPROVEMENTS OF TPK MAINLINE FROM MP 216.951 TO 220.076  
COUNTY:OSCEOLA  
PROJECT LENGTH: 3.125MI

\*SIS\*

TYPE OF WORK:GUARDRAIL

LANES EXIST/IMPROVED/ADDED: 4/ 0/ 0

FUND CODE	LESS THAN 2021	2021	2022	2023	2024	2025	GREATER THAN 2025	ALL YEARS
PHASE: PRELIMINARY ENGINEERING / RESPONSIBLE AGENCY: MANAGED BY FDOT PKYI	168	1,332	0	0	0	0	0	1,500
PHASE: CONSTRUCTION / RESPONSIBLE AGENCY: MANAGED BY FDOT PKYI	238,172	0	0	0	0	0	0	238,172
TOTAL 432826 5	238,340	1,332	0	0	0	0	0	239,672
TOTAL PROJECT:	6,588,748	2,663	0	0	0	0	0	6,591,411

FLORIDA DEPARTMENT OF TRANSPORTATION  
OFFICE OF WORK PROGRAM  
MPO ROLLFORWARD REPORT  
=====

DATE RUN: 07/01/2020  
TIME RUN: 11.18.04  
MBRMPOTP

TURNPIKE  
=====

ITEM NUMBER:432827 1		PROJECT DESCRIPTION:RESURFACE TPK MAINLINE FROM MP 238.76 TO 248.50 (OSCEOLA COUNTY)					*SIS*	
DISTRICT:05		COUNTY:OSCEOLA					TYPE OF WORK:RESURFACING	
ROADWAY ID:92471000		PROJECT LENGTH: 9.730MI					LANES EXIST/IMPROVED/ADDED: 4/ 4/ 0	
FUND CODE	LESS THAN 2021	2021	2022	2023	2024	2025	GREATER THAN 2025	ALL YEARS
PHASE: PRELIMINARY ENGINEERING / RESPONSIBLE AGENCY: MANAGED BY FDOT								
PKYI	192,691	0	0	0	0	0	0	192,691
PKYR	1,557,907	1,154	0	0	0	0	0	1,559,061
PHASE: CONSTRUCTION / RESPONSIBLE AGENCY: MANAGED BY FDOT								
PKYI	341,415	0	0	0	0	0	0	341,415
PKYR	12,507,788	2,475	0	0	0	0	0	12,510,263
PHASE: MISCELLANEOUS / RESPONSIBLE AGENCY: MANAGED BY FDOT								
PKER	16,188	0	0	0	0	0	0	16,188
<b>TOTAL 432827 1</b>	<b>14,615,989</b>	<b>3,629</b>	<b>0</b>	<b>0</b>	<b>0</b>	<b>0</b>	<b>0</b>	<b>14,619,618</b>

ITEM NUMBER:432827 3		PROJECT DESCRIPTION:ROADSIDE IMPROVEMENT ALONG TPK MAINLINE FROM MP 238.76 TO 248.50					*SIS*	
DISTRICT:05		COUNTY:OSCEOLA					TYPE OF WORK:GUARDRAIL	
ROADWAY ID:92471000		PROJECT LENGTH: 9.730MI					LANES EXIST/IMPROVED/ADDED: 4/ 0/ 0	
FUND CODE	LESS THAN 2021	2021	2022	2023	2024	2025	GREATER THAN 2025	ALL YEARS
PHASE: PRELIMINARY ENGINEERING / RESPONSIBLE AGENCY: MANAGED BY FDOT								
PKYI	163,822	1,057	0	0	0	0	0	164,879
PHASE: CONSTRUCTION / RESPONSIBLE AGENCY: MANAGED BY FDOT								
PKYI	1,167,318	1,058	0	0	0	0	0	1,168,376
<b>TOTAL 432827 3</b>	<b>1,331,140</b>	<b>2,115</b>	<b>0</b>	<b>0</b>	<b>0</b>	<b>0</b>	<b>0</b>	<b>1,333,255</b>
<b>TOTAL PROJECT:</b>	<b>15,947,129</b>	<b>5,744</b>	<b>0</b>	<b>0</b>	<b>0</b>	<b>0</b>	<b>0</b>	<b>15,952,873</b>

ITEM NUMBER:435169 1		PROJECT DESCRIPTION:RESURFACE OF TPK MAINLINE FROM MP 207.00 TO 216.951 (OSCEOLA COUNTY)					*SIS*	
DISTRICT:05		COUNTY:OSCEOLA					TYPE OF WORK:RESURFACING	
ROADWAY ID:92471000		PROJECT LENGTH: 9.951MI					LANES EXIST/IMPROVED/ADDED: 4/ 4/ 0	
FUND CODE	LESS THAN 2021	2021	2022	2023	2024	2025	GREATER THAN 2025	ALL YEARS
PHASE: PRELIMINARY ENGINEERING / RESPONSIBLE AGENCY: MANAGED BY FDOT								
PKYI	41,841	0	0	0	0	0	0	41,841
PKYR	1,427,090	5,240	0	0	0	0	0	1,432,330
PHASE: CONSTRUCTION / RESPONSIBLE AGENCY: MANAGED BY FDOT								
PKYI	458,024	0	0	0	0	0	0	458,024
PKYR	24,088,244	50,596	0	0	0	0	0	24,138,840
PHASE: ENVIRONMENTAL / RESPONSIBLE AGENCY: MANAGED BY FDOT								
PKYR	4,500	0	0	0	0	0	0	4,500
<b>TOTAL 435169 1</b>	<b>26,019,699</b>	<b>55,836</b>	<b>0</b>	<b>0</b>	<b>0</b>	<b>0</b>	<b>0</b>	<b>26,075,535</b>

ITEM NUMBER:435169 3		PROJECT DESCRIPTION:ROADSIDE IMPROVEMENTS FOR TPK MAINLINE FROM MP 207.00 TO 216.951					*SIS*	
DISTRICT:05		COUNTY:OSCEOLA					TYPE OF WORK:GUARDRAIL	
ROADWAY ID:92471000		PROJECT LENGTH: 17.972MI					LANES EXIST/IMPROVED/ADDED: 4/ 0/ 0	
FUND CODE	LESS THAN 2021	2021	2022	2023	2024	2025	GREATER THAN 2025	ALL YEARS
PHASE: PRELIMINARY ENGINEERING / RESPONSIBLE AGENCY: MANAGED BY FDOT								
PKYI	234,148	0	0	0	0	0	0	234,148

FLORIDA DEPARTMENT OF TRANSPORTATION  
OFFICE OF WORK PROGRAM  
MPO ROLLFORWARD REPORT  
=====

DATE RUN: 07/01/2020  
TIME RUN: 11.18.04  
MBRMPOTP

TURNPIKE  
=====

PHASE: CONSTRUCTION / RESPONSIBLE AGENCY: MANAGED BY FDOT									
PKYI	3,485,555	30,111	0	0	0	0	0	0	3,515,666
<b>TOTAL 435169 3</b>	<b>3,719,703</b>	<b>30,111</b>	<b>0</b>	<b>0</b>	<b>0</b>	<b>0</b>	<b>0</b>	<b>0</b>	<b>3,749,814</b>
<b>TOTAL PROJECT:</b>	<b>29,739,402</b>	<b>85,947</b>	<b>0</b>	<b>0</b>	<b>0</b>	<b>0</b>	<b>0</b>	<b>0</b>	<b>29,825,349</b>

ITEM NUMBER:435623 1	PROJECT DESCRIPTION:INSTALL NEW ROADSIDE WEATHER INFORMATION SYSTEM (RWIS) (MP208-242)	*NON-SIS*
DISTRICT:05	COUNTY:OSCEOLA	
ROADWAY ID:	PROJECT LENGTH: .000	TYPE OF WORK:OTHER ITS LANES EXIST/IMPROVED/ADDED: 0/ 0/ 0

FUND CODE	LESS THAN 2021	2021	2022	2023	2024	2025	GREATER THAN 2025	ALL YEARS
PHASE: CONSTRUCTION / RESPONSIBLE AGENCY: MANAGED BY FDOT								
PKYI	877,020	66,614	0	0	0	0	0	943,634
<b>TOTAL 435623 1</b>	<b>877,020</b>	<b>66,614</b>	<b>0</b>	<b>0</b>	<b>0</b>	<b>0</b>	<b>0</b>	<b>943,634</b>
<b>TOTAL PROJECT:</b>	<b>877,020</b>	<b>66,614</b>	<b>0</b>	<b>0</b>	<b>0</b>	<b>0</b>	<b>0</b>	<b>943,634</b>

ITEM NUMBER:435773 1	PROJECT DESCRIPTION:YEEHAW JUNCTION SUNPASS DEDICATED LANE CONVERSION	*SIS*
DISTRICT:05	COUNTY:OSCEOLA	
ROADWAY ID:92470000	PROJECT LENGTH: .312MI	TYPE OF WORK:TOLL PLAZA LANES EXIST/IMPROVED/ADDED: 4/ 0/ 0

FUND CODE	LESS THAN 2021	2021	2022	2023	2024	2025	GREATER THAN 2025	ALL YEARS
PHASE: PRELIMINARY ENGINEERING / RESPONSIBLE AGENCY: MANAGED BY FDOT								
PKYI	267,703	500	0	0	0	0	0	268,203
PHASE: CONSTRUCTION / RESPONSIBLE AGENCY: MANAGED BY FDOT								
PKYI	830,318	0	0	0	0	0	0	830,318
<b>TOTAL 435773 1</b>	<b>1,098,021</b>	<b>500</b>	<b>0</b>	<b>0</b>	<b>0</b>	<b>0</b>	<b>0</b>	<b>1,098,521</b>
<b>TOTAL PROJECT:</b>	<b>1,098,021</b>	<b>500</b>	<b>0</b>	<b>0</b>	<b>0</b>	<b>0</b>	<b>0</b>	<b>1,098,521</b>

ITEM NUMBER:436194 1	PROJECT DESCRIPTION:WIDEN TPK, NEPTUNE RD TO OSCEOLA PKWY (MP 241.34 - 248.93), 4TO8 LANES	*SIS*
DISTRICT:05	COUNTY:OSCEOLA	
ROADWAY ID:92471000	PROJECT LENGTH: 7.590MI	TYPE OF WORK:ADD LANES & RECONSTRUCT LANES EXIST/IMPROVED/ADDED: 4/ 4/ 4

FUND CODE	LESS THAN 2021	2021	2022	2023	2024	2025	GREATER THAN 2025	ALL YEARS
PHASE: PRELIMINARY ENGINEERING / RESPONSIBLE AGENCY: MANAGED BY FDOT								
PKYI	18,451,690	981,724	0	0	0	0	0	19,433,414
PHASE: RIGHT OF WAY / RESPONSIBLE AGENCY: MANAGED BY FDOT								
PKYI	4,421	1,125,579	948,200	833,122	0	0	0	2,911,322
PHASE: RAILROAD & UTILITIES / RESPONSIBLE AGENCY: MANAGED BY FDOT								
PKYI	0	200,000	0	10,000,000	0	0	0	10,200,000
PHASE: CONSTRUCTION / RESPONSIBLE AGENCY: MANAGED BY FDOT								
PKBD	0	0	0	0	252,813,881	0	0	252,813,881
PKYI	21,812	0	0	0	0	0	7,860,000	7,881,812
PHASE: ENVIRONMENTAL / RESPONSIBLE AGENCY: MANAGED BY FDOT								
PKYI	0	101,000	2,500,000	0	0	0	0	2,601,000
<b>TOTAL 436194 1</b>	<b>18,477,923</b>	<b>2,408,303</b>	<b>3,448,200</b>	<b>10,833,122</b>	<b>252,813,881</b>	<b>0</b>	<b>7,860,000</b>	<b>295,841,429</b>
<b>TOTAL PROJECT:</b>	<b>18,477,923</b>	<b>2,408,303</b>	<b>3,448,200</b>	<b>10,833,122</b>	<b>252,813,881</b>	<b>0</b>	<b>7,860,000</b>	<b>295,841,429</b>

FLORIDA DEPARTMENT OF TRANSPORTATION  
OFFICE OF WORK PROGRAM  
MPO ROLLFORWARD REPORT  
=====

DATE RUN: 07/01/2020  
TIME RUN: 11.18.04  
MBRMPOTP

TURNPIKE  
=====

ITEM NUMBER:441224 1 PROJECT DESCRIPTION:PD&E FOR WIDEN TPK FROM KISSIMMEE PARK RD TO US 192 (MP 238.5-242.5) \*SIS\*  
DISTRICT:05 COUNTY:OSCEOLA TYPE OF WORK:PD&E/EMO STUDY  
ROADWAY ID:92471000 PROJECT LENGTH: 4.000MI LANES EXIST/IMPROVED/ADDED: 4/ 0/ 0

FUND CODE	LESS THAN 2021	2021	2022	2023	2024	2025	GREATER THAN 2025	ALL YEARS
PHASE: P D & E / RESPONSIBLE AGENCY: MANAGED BY FDOT								
PKYI	1,296,736	202,893	0	0	0	0	0	1,499,629
<b>TOTAL 441224 1</b>	<b>1,296,736</b>	<b>202,893</b>	<b>0</b>	<b>0</b>	<b>0</b>	<b>0</b>	<b>0</b>	<b>1,499,629</b>

ITEM NUMBER:441224 2 PROJECT DESCRIPTION:KISSIMMEE PARK ROAD INTERCHANGE IMPROVEMENTS (MP 240) \*SIS\*  
DISTRICT:05 COUNTY:OSCEOLA TYPE OF WORK:INTERCHANGE IMPROVEMENT  
ROADWAY ID:92471000 PROJECT LENGTH: .600MI LANES EXIST/IMPROVED/ADDED: 4/ 0/ 0

FUND CODE	LESS THAN 2021	2021	2022	2023	2024	2025	GREATER THAN 2025	ALL YEARS
PHASE: PRELIMINARY ENGINEERING / RESPONSIBLE AGENCY: MANAGED BY FDOT								
PKYI	3,841,005	1,677	0	0	570,000	0	0	4,412,682
PHASE: RIGHT OF WAY / RESPONSIBLE AGENCY: MANAGED BY FDOT								
PKYI	47,088	6,903,912	3,173,985	0	0	0	0	10,124,985
PHASE: ENVIRONMENTAL / RESPONSIBLE AGENCY: MANAGED BY FDOT								
PKYI	0	400,000	0	0	0	0	0	400,000
PHASE: DESIGN BUILD / RESPONSIBLE AGENCY: MANAGED BY FDOT								
PKYI	9,680	0	3,995	0	90,740,077	0	2,080,000	92,833,752
<b>TOTAL 441224 2</b>	<b>3,897,773</b>	<b>7,305,589</b>	<b>3,177,980</b>	<b>0</b>	<b>91,310,077</b>	<b>0</b>	<b>2,080,000</b>	<b>107,771,419</b>

ITEM NUMBER:441224 3 PROJECT DESCRIPTION:WIDEN TPK - KISSIMMEE PARK RD TO US 192 (MP 238.5-242.5) (4TO8) \*SIS\*  
DISTRICT:05 COUNTY:OSCEOLA TYPE OF WORK:ADD LANES & RECONSTRUCT  
ROADWAY ID:92471000 PROJECT LENGTH: 4.000MI LANES EXIST/IMPROVED/ADDED: 4/ 0/ 4

FUND CODE	LESS THAN 2021	2021	2022	2023	2024	2025	GREATER THAN 2025	ALL YEARS
PHASE: PRELIMINARY ENGINEERING / RESPONSIBLE AGENCY: MANAGED BY FDOT								
PKYI	98,220	1,500	0	0	0	0	5,473,207	5,572,927
PHASE: RIGHT OF WAY / RESPONSIBLE AGENCY: MANAGED BY FDOT								
PKYI	0	0	0	0	0	0	11,091,127	11,091,127
PHASE: RAILROAD & UTILITIES / RESPONSIBLE AGENCY: MANAGED BY FDOT								
PKYI	0	0	0	0	0	0	5,200,000	5,200,000
PHASE: CONSTRUCTION / RESPONSIBLE AGENCY: MANAGED BY FDOT								
PKBD	0	0	0	0	0	0	77,397,443	77,397,443
PKYI	0	0	0	0	0	11,440	0	11,440
PHASE: ENVIRONMENTAL / RESPONSIBLE AGENCY: MANAGED BY FDOT								
PKYI	0	0	0	0	0	0	600,000	600,000
<b>TOTAL 441224 3</b>	<b>98,220</b>	<b>1,500</b>	<b>0</b>	<b>0</b>	<b>0</b>	<b>11,440</b>	<b>99,761,777</b>	<b>99,872,937</b>



FLORIDA DEPARTMENT OF TRANSPORTATION  
OFFICE OF WORK PROGRAM  
MPO ROLLFORWARD REPORT  
=====

DATE RUN: 07/01/2020

TIME RUN: 11.18.04  
MBRMPOTP

ITEM NUMBER:441224 4  
DISTRICT:05  
ROADWAY ID:92471000

PROJECT DESCRIPTION:NEW NOLTE RD INTERCHANGE (MP 240)  
COUNTY:OSCEOLA  
PROJECT LENGTH: .802MI

```

                                *SIS*
TYPE OF WORK:INTERCHANGE (NEW)
LANES EXIST/IMPROVED/ADDED: 4/ 4/ 2

```

FUND CODE	LESS THAN 2021	2021	2022	2023	2024	2025	GREATER THAN 2025	ALL YEARS
PHASE: PRELIMINARY ENGINEERING / RESPONSIBLE AGENCY: MANAGED BY FDOT								
PKYI	0	1,500	0	0	0	0	0	1,500
TOTAL 441224 4	0	1,500	0	0	0	0	0	1,500
TOTAL PROJECT:	5,292,729	7,511,482	3,177,980	0	91,310,077	11,440	101,841,777	209,145,485

ITEM NUMBER:442901 3  
DISTRICT:05  
ROADWAY ID:92471000

PROJECT DESCRIPTION:TPK MAINLINE SHOULDER EVACUATION NB (MP 193 - 236)  
COUNTY:OSCEOLA  
PROJECT LENGTH: 38.760MI

\*SIS\*

TYPE OF WORK:EMERGENCY OPERATIONS

LANES EXIST/IMPROVED/ADDED: 2/ 0/ 0

FUND CODE	LESS THAN 2021	2021	2022	2023	2024	2025	GREATER THAN 2025	ALL YEARS
PHASE: PRELIMINARY ENGINEERING / RESPONSIBLE AGENCY: MANAGED BY FDOT PKYI	171,540	524	0	0	0	0	0	172,064
PHASE: CONSTRUCTION / RESPONSIBLE AGENCY: MANAGED BY FDOT PKYI	26,560	0	0	0	0	0	0	26,560
TOTAL 442901 3	198,100	524	0	0	0	0	0	198,624

ITEM NUMBER:442901 4  
DISTRICT:05  
ROADWAY ID:92471000

PROJECT DESCRIPTION:TPK MAINLINE SHOULDER EVACUATION NB (MP 236 - 249)  
COUNTY:OSCEOLA  
PROJECT LENGTH: 12.760MI

\*SIS\*

TYPE OF WORK:EMERGENCY OPERATIONS

LANES EXIST/IMPROVED/ADDED: 2/ 0/ 0

FUND CODE	LESS THAN 2021	2021	2022	2023	2024	2025	GREATER THAN 2025	ALL YEARS
PHASE: PRELIMINARY ENGINEERING / RESPONSIBLE AGENCY: MANAGED BY FDOT PKYI	170,418	1,350	0	0	0	0	0	171,768
PHASE: CONSTRUCTION / RESPONSIBLE AGENCY: MANAGED BY FDOT PKYI	24,664	0	0	0	0	0	0	24,664
TOTAL 442901 4	195,082	1,350	0	0	0	0	0	196,432
TOTAL PROJECT:	393,182	1,874	0	0	0	0	0	395,056

ITEM NUMBER:445883 1  
DISTRICT:05  
ROADWAY ID:92472000

PROJECT DESCRIPTION:RESURFACE SOUTHERN CONNECTOR EXT. (SR 417) IN OSCEOLA COUNTY, MP 0-4  
COUNTY:OSCEOLA  
PROJECT LENGTH: 2.885MI

```

4                                     *SIS*
TYPE OF WORK:RESURFACING
LANES EXIST/IMPROVED/ADDED: 4/ 4/ 0

```

FUND CODE	LESS THAN 2021	2021	2022	2023	2024	2025	GREATER THAN 2025	ALL YEARS
PHASE: PRELIMINARY ENGINEERING / RESPONSIBLE AGENCY: MANAGED BY FDOT								
PKYI	518		0	0	0	0	0	518
PKYR	0	1,500	0	0	0	0	0	1,500
TOTAL	445883	1,518	0	0	0	0	0	2,018

FLORIDA DEPARTMENT OF TRANSPORTATION  
OFFICE OF WORK PROGRAM  
MPO ROLLFORWARD REPORT  
=====

**TURNPIKE**

=====

ITEM NUMBER:445883 2      PROJECT DESCRIPTION:SAFETY IMPRVMTS TO SOUTHERN CONNECTOR (SR417) IN OSCEOLA CNTY, MP 0-4      \*SIS\*  
DISTRICT:05      COUNTY:OSCEOLA      TYPE OF WORK:SAFETY PROJECT  
ROADWAY ID:92472000      PROJECT LENGTH: 2.885MI      LANES EXIST/IMPROVED/ADDED: 4/ 0/ 0

FUND CODE	LESS THAN 2021	2021	2022	2023	2024	2025	GREATER THAN 2025	ALL YEARS
PHASE: PRELIMINARY ENGINEERING / RESPONSIBLE AGENCY: MANAGED BY FDOT								
PKYR	0	1,500	0	0	0	0	0	1,500
TOTAL 445883 2	0	1,500	0	0	0	0	0	1,500
TOTAL PROJECT:	518	3,000	0	0	0	0	0	3,518

```

ES)                                     *SIS*
TYPE OF WORK:ADD LANES & RECONSTRUCT
LANES EXIST/IMPROVED/ADDED: 4/ 4/ 4

```

ITEM NUMBER: 429335 3		PROJECT DESCRIPTION: WIDEN SEMINOLE XWAY - ORANGE/SEMINOLE CNTY LINE TO ALOMA AVE					*SIS*	
DISTRICT: 05		COUNTY: SEMINOLE					TYPE OF WORK: ADD LANES & RECONSTRUCT	
ROADWAY ID: 77470000		PROJECT LENGTH: .689MI					LANES EXIST/IMPROVED/ADDED: 4/ 4/ 2	
FUND CODE	LESS THAN 2021	2021	2022	2023	2024	2025	GREATER THAN 2025	ALL YEARS
PHASE: PRELIMINARY ENGINEERING / RESPONSIBLE AGENCY: MANAGED BY FDOT								
PKYI	9,802	1,319	0	0	0	0	0	11,121
PHASE: CONSTRUCTION / RESPONSIBLE AGENCY: MANAGED BY FDOT								
PKYI	74,561	1,500	0	0	0	0	0	76,061
PHASE: CONSTRUCTION / RESPONSIBLE AGENCY: RESPONSIBLE AGENCY NOT AVAILABLE								
PKYI	7,288,931	0	0	0	0	0	0	7,288,931
TOTAL 429335 3	7,373,294	2,819	0	0	0	0	0	7,376,113
TOTAL PROJECT:	7,373,294	2,819	0	0	0	0	0	7,376,113

FLORIDA DEPARTMENT OF TRANSPORTATION  
OFFICE OF WORK PROGRAM  
MPO ROLLFORWARD REPORT  
=====

DATE RUN: 07/01/2020  
TIME RUN: 11.18.04  
MBRMPOTP

TURNPIKE  
=====

ITEM NUMBER:433936 3		PROJECT DESCRIPTION:LANDSCAPING SEMINOLE XWAY (SR417) NORTHERN GATEWAY AT I-4 (MP 55)					*SIS*		
DISTRICT:05		COUNTY:SEMINOLE					TYPE OF WORK:LANDSCAPING		
ROADWAY ID:77470000		PROJECT LENGTH: 1.945MI					LANES EXIST/IMPROVED/ADDED: 4/ 0/ 0		
FUND CODE	LESS THAN 2021	2021	2022	2023	2024	2025	GREATER THAN 2025	ALL YEARS	
PHASE: PRELIMINARY ENGINEERING / RESPONSIBLE AGENCY: MANAGED BY FDOT									
PKYI	81,146	0	0	0	0	0	0	0	81,146
PHASE: CONSTRUCTION / RESPONSIBLE AGENCY: MANAGED BY FDOT									
PKYI	862,501	332	0	0	0	0	0	0	862,833
<b>TOTAL 433936 3</b>	<b>943,647</b>	<b>332</b>	<b>0</b>	<b>0</b>	<b>0</b>	<b>0</b>	<b>0</b>	<b>0</b>	<b>943,979</b>
<b>TOTAL PROJECT:</b>	<b>943,647</b>	<b>332</b>	<b>0</b>	<b>0</b>	<b>0</b>	<b>0</b>	<b>0</b>	<b>0</b>	<b>943,979</b>

ITEM NUMBER:440291 2		PROJECT DESCRIPTION:SAFETY IMPROVEMENTS SEMINOLE EXPRESSWAY MP 38 TO MP 44.5					*SIS*		
DISTRICT:05		COUNTY:SEMINOLE					TYPE OF WORK:GUARDRAIL		
ROADWAY ID:77470000		PROJECT LENGTH: 6.500MI					LANES EXIST/IMPROVED/ADDED: 4/ 0/ 0		
FUND CODE	LESS THAN 2021	2021	2022	2023	2024	2025	GREATER THAN 2025	ALL YEARS	
PHASE: P D & E / RESPONSIBLE AGENCY: MANAGED BY FDOT									
PKYI	53,147	0	0	0	0	0	0	0	53,147
PKYR	299,702	0	0	0	0	0	0	0	299,702
PHASE: CONSTRUCTION / RESPONSIBLE AGENCY: MANAGED BY FDOT									
PKYR	1,979,265	652,101	0	0	0	0	0	0	2,631,366
<b>TOTAL 440291 2</b>	<b>2,332,114</b>	<b>652,101</b>	<b>0</b>	<b>0</b>	<b>0</b>	<b>0</b>	<b>0</b>	<b>0</b>	<b>2,984,215</b>

ITEM NUMBER:440291 3		PROJECT DESCRIPTION:TOLL SIGNING REPLACEMENT FOR SR417 FROM MP 38 TO MP 44.5					*SIS*		
DISTRICT:05		COUNTY:SEMINOLE					TYPE OF WORK:OVERHEAD SIGNING		
ROADWAY ID:77470000		PROJECT LENGTH: 6.500MI					LANES EXIST/IMPROVED/ADDED: 4/ 0/ 0		
FUND CODE	LESS THAN 2021	2021	2022	2023	2024	2025	GREATER THAN 2025	ALL YEARS	
PHASE: PRELIMINARY ENGINEERING / RESPONSIBLE AGENCY: MANAGED BY FDOT									
PKYI	0	1,500	0	0	0	0	0	0	1,500
PHASE: CONSTRUCTION / RESPONSIBLE AGENCY: MANAGED BY FDOT									
PKYR	268,090	44,208	0	0	0	0	0	0	312,298
<b>TOTAL 440291 3</b>	<b>268,090</b>	<b>45,708</b>	<b>0</b>	<b>0</b>	<b>0</b>	<b>0</b>	<b>0</b>	<b>0</b>	<b>313,798</b>
<b>TOTAL PROJECT:</b>	<b>2,600,204</b>	<b>697,809</b>	<b>0</b>	<b>0</b>	<b>0</b>	<b>0</b>	<b>0</b>	<b>0</b>	<b>3,298,013</b>
<b>TOTAL DIST: 05</b>	<b>517,142,055</b>	<b>37,591,915</b>	<b>80,060,621</b>	<b>16,724,789</b>	<b>344,374,958</b>	<b>170,190,615</b>	<b>109,701,777</b>	<b>1,275,786,730</b>	
<b>TOTAL TURNPIKE</b>	<b>517,142,055</b>	<b>37,591,915</b>	<b>80,060,621</b>	<b>16,724,789</b>	<b>344,374,958</b>	<b>170,190,615</b>	<b>109,701,777</b>	<b>1,275,786,730</b>	

FLORIDA DEPARTMENT OF TRANSPORTATION  
OFFICE OF WORK PROGRAM  
MPO ROLLFORWARD REPORT  
=====

DATE RUN: 07/01/2020  
TIME RUN: 11.18.04  
MBRMPOTP

F.C.O.

ITEM NUMBER:417538 6		PROJECT DESCRIPTION:TURNPIKE DISTRICT HEADQUARTERS OFFICE RENOVATIONS					*NON-SIS*		
DISTRICT:05		COUNTY:ORANGE					TYPE OF WORK:FIXED CAPITAL OUTLAY		
ROADWAY ID:		PROJECT LENGTH: .000					LANES EXIST/IMPROVED/ADDED: 0/ 0/ 0		
FUND CODE	LESS THAN 2021	2021	2022	2023	2024	2025	GREATER THAN 2025	ALL YEARS	
PHASE: CONSTRUCTION / RESPONSIBLE AGENCY: MANAGED BY FDOT									
PKYI	379,495	746	0	0	0	0	0	380,241	
TOTAL 417538 6	379,495	746	0	0	0	0	0	380,241	
ITEM NUMBER:417538 9		PROJECT DESCRIPTION:TURNPIKE ENTERPRISE OFFICE RENOVATIONS					*NON-SIS*		
DISTRICT:05		COUNTY:ORANGE					TYPE OF WORK:FIXED CAPITAL OUTLAY		
ROADWAY ID:		PROJECT LENGTH: .000					LANES EXIST/IMPROVED/ADDED: 0/ 0/ 0		
FUND CODE	LESS THAN 2021	2021	2022	2023	2024	2025	GREATER THAN 2025	ALL YEARS	
PHASE: CONSTRUCTION / RESPONSIBLE AGENCY: MANAGED BY FDOT									
PKYI	395,796	1,269	0	0	0	0	0	397,065	
TOTAL 417538 9	395,796	1,269	0	0	0	0	0	397,065	
TOTAL PROJECT:	775,291	2,015	0	0	0	0	0	777,306	
ITEM NUMBER:438598 2		PROJECT DESCRIPTION:TURNPIKE ENTERPRISE HEADQUARTERS OFFICE IMPROVEMENTS					*NON-SIS*		
DISTRICT:05		COUNTY:ORANGE					TYPE OF WORK:FIXED CAPITAL OUTLAY		
ROADWAY ID:		PROJECT LENGTH: .000					LANES EXIST/IMPROVED/ADDED: 0/ 0/ 0		
FUND CODE	LESS THAN 2021	2021	2022	2023	2024	2025	GREATER THAN 2025	ALL YEARS	
PHASE: CONSTRUCTION / RESPONSIBLE AGENCY: MANAGED BY FDOT									
PKYI	447,024	69,196	0	0	0	0	0	516,220	
TOTAL 438598 2	447,024	69,196	0	0	0	0	0	516,220	
ITEM NUMBER:438598 3		PROJECT DESCRIPTION:TURNPIKE ENTERPRISE HEADQUARTERS OFFICE IMPROVEMENTS					*SIS*		
DISTRICT:05		COUNTY:ORANGE					TYPE OF WORK:FIXED CAPITAL OUTLAY		
ROADWAY ID:75470000		PROJECT LENGTH: .565MI					LANES EXIST/IMPROVED/ADDED: 8/ 0/ 0		
FUND CODE	LESS THAN 2021	2021	2022	2023	2024	2025	GREATER THAN 2025	ALL YEARS	
PHASE: CONSTRUCTION / RESPONSIBLE AGENCY: MANAGED BY FDOT									
PKYI	110,705	17,634	0	0	0	0	0	128,339	
TOTAL 438598 3	110,705	17,634	0	0	0	0	0	128,339	
ITEM NUMBER:438598 4		PROJECT DESCRIPTION:TURNPIKE ENTERPRISE HEADQUARTERS OFFICE IMPROVEMENTS					*NON-SIS*		
DISTRICT:05		COUNTY:ORANGE					TYPE OF WORK:FIXED CAPITAL OUTLAY		
ROADWAY ID:		PROJECT LENGTH: .000					LANES EXIST/IMPROVED/ADDED: 0/ 0/ 0		
FUND CODE	LESS THAN 2021	2021	2022	2023	2024	2025	GREATER THAN 2025	ALL YEARS	
PHASE: CONSTRUCTION / RESPONSIBLE AGENCY: MANAGED BY FDOT									
PKYI	182,500	33,567	0	0	0	0	0	216,067	
TOTAL 438598 4	182,500	33,567	0	0	0	0	0	216,067	
TOTAL PROJECT:	740,229	120,397	0	0	0	0	0	860,626	
TOTAL DIST: 05	1,515,520	122,412	0	0	0	0	0	1,637,932	
TOTAL F.C.O.	1,515,520	122,412	0	0	0	0	0	1,637,932	

FLORIDA DEPARTMENT OF TRANSPORTATION  
OFFICE OF WORK PROGRAM  
MPO ROLLFORWARD REPORT  
=====

DATE RUN: 07/01/2020

TIME RUN: 11.18.04  
MBRMPOTP

ITEM NUMBER:418232 2	PROJECT DESCRIPTION:E-W EXPY SR408 IN-HOUSE SR50 TO SR50
DISTRICT:05	COUNTY:ORANGE
ROADWAY ID:	PROJECT LENGTH: .000

```

*NON-SIS*
TYPE OF WORK:ROUTINE MAINTENANCE
LANES EXIST/IMPROVED/ADDED: 0/ 0/ 0

```

FUND CODE	LESS THAN 2021	2021	2022	2023	2024	2025	GREATER THAN 2025	ALL YEARS
PHASE: BRDG/RDWY/CONTRACT MAINT / RESPONSIBLE AGENCY: MANAGED BY FDOT								
TM11	33	2,408	2,408	2,408	2,408	2,408	0	12,073
<b>TOTAL 418232 2</b>	<b>33</b>	<b>2,408</b>	<b>2,408</b>	<b>2,408</b>	<b>2,408</b>	<b>2,408</b>	<b>0</b>	<b>12,073</b>

ITEM NUMBER:418232 3	PROJECT DESCRIPTION:AIRPORT EXPRESSWAY SR 528 INHOUSE
DISTRICT:05	COUNTY:ORANGE
ROADWAY ID:	PROJECT LENGTH: .000

```

*NON-SIS*
TYPE OF WORK:ROUTINE MAINTENANCE
LANES EXIST/IMPROVED/ADDED: 0/ 0/ 0

```

FUND CODE	LESS THAN 2021	2021	2022	2023	2024	2025	GREATER THAN 2025	ALL YEARS
PHASE: BRDG/RDWY/CONTRACT MAINT / RESPONSIBLE AGENCY: MANAGED BY FDOT								
TM11	0	482	482	482	482	482	0	2,410
<b>TOTAL 418232 3</b>	<b>0</b>	<b>482</b>	<b>482</b>	<b>482</b>	<b>482</b>	<b>482</b>	<b>0</b>	<b>2,410</b>

ITEM NUMBER:418232 4	PROJECT DESCRIPTION:EASTERN BELTWAY FROM SR536 E&N TO SEM CO. IN-HOUSE
DISTRICT:05	COUNTY:ORANGE
ROADWAY ID:	PROJECT LENGTH: .000

```

                                *NON-SIS*
TYPE OF WORK:ROUTINE MAINTENANCE
LANES EXIST/IMPROVED/ADDED: 0/ 0/ 0

```

FUND CODE	LESS THAN 2021	2021	2022	2023	2024	2025	GREATER THAN 2025	ALL YEARS
PHASE: BRDG/RDWY/CONTRACT MAINT / RESPONSIBLE AGENCY: MANAGED BY FDOT								
TM11	336	2,408	2,408	2,408	2,408	2,408	0	12,376
<b>TOTAL 418232 4</b>	<b>336</b>	<b>2,408</b>	<b>2,408</b>	<b>2,408</b>	<b>2,408</b>	<b>2,408</b>	<b>0</b>	<b>12,376</b>

ITEM NUMBER:418232 5	PROJECT DESCRIPTION:E-W EXTENTIONS SR 408 INHOUSE
DISTRICT:05	COUNTY:ORANGE
ROADWAY ID:	PROJECT LENGTH: .000

```

*NON-SIS*
TYPE OF WORK:ROUTINE MAINTENANCE
LANES EXIST/IMPROVED/ADDED: 0/ 0/ 0

```

[illegible]

ITEM NUMBER:446957 1	PROJECT DESCRIPTION:SR 50 (COLONIAL DRIVE)	BEAUTIFICATION GRANT
DISTRICT:05	COUNTY:ORANGE	
ROADWAY ID:75060000	PROJECT	LENGTH: .081MI

TYPE OF WORK:LANDSCAPING  
LANES EXIST/IMPROVED/ADDED: 2/ 2/ 0

FUND CODE	LESS THAN 2021	2021	2022	2023	2024	2025	GREATER THAN 2025	ALL YEARS
PHASE: BRDG/RDWY/CONTRACT MAINT / RESPONSIBLE AGENCY: RESPONSIBLE AGENCY NOT AVAILABLE								
D	0	99,500	0	0	0	0	0	99,500
LF	0	17,380	0	0	0	0	0	17,380
TOTAL 446957 1	0	116,880	0	0	0	0	0	116,880

FLORIDA DEPARTMENT OF TRANSPORTATION  
OFFICE OF WORK PROGRAM  
MPO ROLLFORWARD REPORT  
=====

**MAINTENANCE**

=====

DATE RUN: 07/01/2020  
TIME RUN: 11.18.04  
MBRMPOTP

ITEM NUMBER:446957 2  
DISTRICT:05  
ROADWAY ID:75280000

PROJECT DESCRIPTION:I-4 AT SR 50 (COLONIAL DRIVE) BEAUTIFICATION GRANT  
COUNTY:ORANGE  
PROJECT LENGTH: .103MI

```

                                *SIS*
TYPE OF WORK:LANDSCAPING
LANES EXIST/IMPROVED/ADDED: 5/ 5/ 0

```

	FUND CODE	LESS THAN 2021	2021	2022	2023	2024	2025	GREATER THAN 2025	ALL YEARS
PHASE: BRDG/RDWY/CONTRACT MAINT / RESPONSIBLE AGENCY: RESPONSIBLE AGENCY NOT AVAILABLE									
	D	0	20,711	0	0	0	0	0	20,711
	LF	0	15,164	0	0	0	0	0	15,164
<b>TOTAL</b>	<b>446957 2</b>	<b>0</b>	<b>35,875</b>	<b>0</b>	<b>0</b>	<b>0</b>	<b>0</b>	<b>0</b>	<b>35,875</b>
<b>TOTAL PROJECT:</b>		<b>0</b>	<b>152,755</b>	<b>0</b>	<b>0</b>	<b>0</b>	<b>0</b>	<b>0</b>	<b>152,755</b>
<b>TOTAL DIST: 05</b>		<b>369</b>	<b>160,461</b>	<b>7,706</b>	<b>7,706</b>	<b>7,706</b>	<b>7,706</b>	<b>0</b>	<b>191,654</b>
<b>TOTAL MAINTENANCE</b>		<b>369</b>	<b>160,461</b>	<b>7,706</b>	<b>7,706</b>	<b>7,706</b>	<b>7,706</b>	<b>0</b>	<b>191,654</b>

FLORIDA DEPARTMENT OF TRANSPORTATION  
OFFICE OF WORK PROGRAM  
MPO ROLLFORWARD REPORT  
=====

AVIATION  
=====

ITEM NUMBER:438486 1		PROJECT DESCRIPTION:ORANGE-ORLANDO INTL SECURITY IMPROVEMENTS/UPGRADES					*SIS*		
DISTRICT:05		COUNTY:ORANGE					TYPE OF WORK:AVIATION SECURITY PROJECT		
ROADWAY ID:		PROJECT LENGTH: .000					LANES EXIST/IMPROVED/ADDED: 0/ 0/ 0		
FUND CODE	LESS THAN 2021	2021	2022	2023	2024	2025	GREATER THAN 2025	ALL YEARS	
PHASE: CAPITAL / RESPONSIBLE AGENCY: MANAGED BY GREATER ORLANDO AVIATION AUTHOR									
DDR	1,102,946	445,754	0	0	0	0	0	1,548,700	
DPTO	406,914	1,054,246	0	0	0	0	0	1,461,160	
LF	3,009,860	0	0	0	0	0	0	3,009,860	
TOTAL 438486 1	4,519,720	1,500,000	0	0	0	0	0	6,019,720	
TOTAL PROJECT:	4,519,720	1,500,000	0	0	0	0	0	6,019,720	



FLORIDA DEPARTMENT OF TRANSPORTATION  
OFFICE OF WORK PROGRAM  
MPO ROLLFORWARD REPORT  
=====

AVIATION

=====

ITEM NUMBER:438442 2                      PROJECT DESCRIPTION:OSCEOLA-KISSIMMEE SECURITY IMPROVEMENTS CONSTRUCTION                      \*NON-SIS\*  
DISTRICT:05    COUNTY:OSCEOLA                      TYPE OF WORK:AVIATION SECURITY PROJECT  
ROADWAY ID:    PROJECT LENGTH: .000                      LANES EXIST/IMPROVED/ADDED: 0/ 0/ 0

FUND CODE	LESS THAN 2021	2021	2022	2023	2024	2025	GREATER THAN 2025	ALL YEARS
PHASE: CAPITAL / RESPONSIBLE AGENCY: RESPONSIBLE AGENCY NOT AVAILABLE								
DPTO	0	456,000	0	0	0	0	0	456,000
LF	0	114,000	0	0	0	0	0	114,000
TOTAL 438442 2	0	570,000	0	0	0	0	0	570,000
TOTAL PROJECT:	0	570,000	0	0	0	0	0	570,000
TOTAL DIST: 05	4,519,720	2,070,000	0	0	0	0	0	6,589,720
TOTAL AVIATION	4,519,720	2,070,000	0	0	0	0	0	6,589,720

METROPLAN ORLANDO

RAIL  
=====

ITEM NUMBER:429215 1		PROJECT DESCRIPTION:ALTERNATIVE ANALYSIS OIA CONNECTOR					*SIS*		
DISTRICT:05		COUNTY:ORANGE					TYPE OF WORK:RAIL REVENUE/OPERATIONA IMPR		
ROADWAY ID:		PROJECT LENGTH: .000					LANES EXIST/IMPROVED/ADDED: 0/ 0/ 0		
FUND	LESS	2021	2022	2023	2024	2025	GREATER	ALL	
CODE	THAN						THAN	YEARS	
	2021						2025		
PHASE: P D & E / RESPONSIBLE AGENCY: MANAGED BY FDOT									
DIH		9,128	26,985	0	0	0	0	0	36,113
TOTAL 429215 1		9,128	26,985	0	0	0	0	0	36,113
ITEM NUMBER:429215 2		PROJECT DESCRIPTION:SUNRAIL EXT TO ORLANDO INTERNATIONAL AIRPORT (OIA) STUDY					*NON-SIS*		
DISTRICT:05		COUNTY:ORANGE					TYPE OF WORK:RAIL REVENUE/OPERATIONA IMPR		
ROADWAY ID:		PROJECT LENGTH: .000					LANES EXIST/IMPROVED/ADDED: 0/ 0/ 0		
FUND	LESS	2021	2022	2023	2024	2025	GREATER	ALL	
CODE	THAN						THAN	YEARS	
	2021						2025		
PHASE: P D & E / RESPONSIBLE AGENCY: MANAGED BY FDOT									
DIH		37,228	6,410	0	0	0	0	0	43,638
TOTAL 429215 2		37,228	6,410	0	0	0	0	0	43,638
TOTAL PROJECT:		46,356	33,395	0	0	0	0	0	79,751

FLORIDA DEPARTMENT OF TRANSPORTATION  
OFFICE OF WORK PROGRAM  
MPO ROLLFORWARD REPORT  
=====

RAIL  
=====

ITEM NUMBER:437290 1		PROJECT DESCRIPTION:POINCIANA BLVD RR XING #626405-J AT OLD TAMPA HIGHWAY					*SIS*		
DISTRICT:05		COUNTY:OSCEOLA					TYPE OF WORK:RAIL SAFETY PROJECT		
ROADWAY ID:		PROJECT LENGTH: .000					LANES EXIST/IMPROVED/ADDED: 0/ 0/ 0		
FUND CODE	LESS THAN 2021	2021	2022	2023	2024	2025	GREATER THAN 2025	ALL YEARS	
PHASE: CONSTRUCTION / RESPONSIBLE AGENCY: MANAGED BY FDOT									
DIH	0	77,579	0	0	0	0	0	0	77,579
DS	488,730	0	0	0	0	0	0	0	488,730
TOTAL 437290 1	488,730	77,579	0	0	0	0	0	0	566,309
TOTAL PROJECT:	488,730	77,579	0	0	0	0	0	0	566,309

FLORIDA DEPARTMENT OF TRANSPORTATION  
OFFICE OF WORK PROGRAM  
MPO ROLLFORWARD REPORT  
=====

RAIL  
=====

ITEM NUMBER:427899 2		PROJECT DESCRIPTION:CR 46A RR XING #622060-C					*NON-SIS*		
DISTRICT:05		COUNTY:SEMINOLE					TYPE OF WORK:RAIL SAFETY PROJECT		
ROADWAY ID:		PROJECT LENGTH: .000					LANES EXIST/IMPROVED/ADDED: 0/ 0/ 0		
FUND CODE	LESS THAN 2021	2021	2022	2023	2024	2025	GREATER THAN 2025	ALL YEARS	
PHASE: CONSTRUCTION / RESPONSIBLE AGENCY: MANAGED BY FDOT									
DPTO	1,704	0	0	0	0	0	0	0	1,704
DS	89,815	10,668	0	0	0	0	0	0	100,483
TOTAL 427899 2	91,519	10,668	0	0	0	0	0	0	102,187
TOTAL PROJECT:	91,519	10,668	0	0	0	0	0	0	102,187
TOTAL DIST: 05	626,605	121,642	0	0	0	0	0	0	748,247
TOTAL RAIL	626,605	121,642	0	0	0	0	0	0	748,247

FLORIDA DEPARTMENT OF TRANSPORTATION  
OFFICE OF WORK PROGRAM  
MPO ROLLFORWARD REPORT  
=====

DATE RUN: 07/01/2020  
TIME RUN: 11.18.04  
MBRMPOTP

TRANSIT  
=====

ITEM NUMBER:246572 2	PROJECT DESCRIPTION:ORANGE-CFRTA/LYNX FTA SECTION 5307 LAND ACQ, ENGINEERING & CONST						*NON-SIS*	
DISTRICT:05	COUNTY:ORANGE						TYPE OF WORK:PTO STUDIES	
ROADWAY ID:	PROJECT LENGTH: .000						LANES EXIST/IMPROVED/ADDED: 0/ 0/ 0	
FUND CODE	LESS THAN 2021	2021	2022	2023	2024	2025	GREATER THAN 2025	ALL YEARS
PHASE: CAPITAL / RESPONSIBLE AGENCY: MANAGED BY ORANGE/OSCEOLA/SEMINOLE COUNTY								
FTA	0	3,000,000	0	0	0	0	0	3,000,000
LF	0	750,000	0	0	0	0	0	750,000
TOTAL 246572 2	0	3,750,000	0	0	0	0	0	3,750,000
TOTAL PROJECT:	0	3,750,000	0	0	0	0	0	3,750,000

ITEM NUMBER:246594 2	PROJECT DESCRIPTION:ORANGE-CFRTA/LYNX PURCHASE OF COMMUTER VANS SECTION #5307						*NON-SIS*	
DISTRICT:05	COUNTY:ORANGE						TYPE OF WORK:CAPITAL FOR FIXED ROUTE	
ROADWAY ID:	PROJECT LENGTH: .000						LANES EXIST/IMPROVED/ADDED: 0/ 0/ 0	
FUND CODE	LESS THAN 2021	2021	2022	2023	2024	2025	GREATER THAN 2025	ALL YEARS
PHASE: CAPITAL / RESPONSIBLE AGENCY: MANAGED BY ORANGE/OSCEOLA/SEMINOLE COUNTY								
FTA	5,568,000	3,500,000	0	0	0	0	0	9,068,000
LF	1,392,000	875,000	0	0	0	0	0	2,267,000
TOTAL 246594 2	6,960,000	4,375,000	0	0	0	0	0	11,335,000
TOTAL PROJECT:	6,960,000	4,375,000	0	0	0	0	0	11,335,000

ITEM NUMBER:414749 1	PROJECT DESCRIPTION:ORANGE-LYNX/ CAPITAL FIXED RTE/MAINT, SUPPORT & FUEL FTA SECTION #5307						*NON-SIS*	
DISTRICT:05	COUNTY:ORANGE						TYPE OF WORK:CAPITAL FOR FIXED ROUTE	
ROADWAY ID:	PROJECT LENGTH: .000						LANES EXIST/IMPROVED/ADDED: 0/ 0/ 0	
FUND CODE	LESS THAN 2021	2021	2022	2023	2024	2025	GREATER THAN 2025	ALL YEARS
PHASE: CAPITAL / RESPONSIBLE AGENCY: MANAGED BY ORANGE/OSCEOLA/SEMINOLE COUNTY								
FTA	99,312,000	117,034,877	42,000,000	42,000,000	42,000,000	42,000,000	0	384,346,877
LF	24,746,000	29,258,719	10,500,000	10,500,000	10,500,000	10,500,000	0	96,004,719
TOTAL 414749 1	124,058,000	146,293,596	52,500,000	52,500,000	52,500,000	52,500,000	0	480,351,596

ITEM NUMBER:414749 2	PROJECT DESCRIPTION:ORANGE-LYNX CAPITAL FIXED ROUTE/MAINT & SUPPO RT SECTION 5307						*NON-SIS*	
DISTRICT:05	COUNTY:ORANGE						TYPE OF WORK:CAPITAL FOR FIXED ROUTE	
ROADWAY ID:	PROJECT LENGTH: .000						LANES EXIST/IMPROVED/ADDED: 0/ 0/ 0	
FUND CODE	LESS THAN 2021	2021	2022	2023	2024	2025	GREATER THAN 2025	ALL YEARS
PHASE: CAPITAL / RESPONSIBLE AGENCY: MANAGED BY ORANGE/OSCEOLA/SEMINOLE COUNTY								
FTA	12,000,000	2,000,000	0	0	0	0	0	14,000,000
LF	3,000,000	500,000	0	0	0	0	0	3,500,000
TOTAL 414749 2	15,000,000	2,500,000	0	0	0	0	0	17,500,000
TOTAL PROJECT:	139,058,000	148,793,596	52,500,000	52,500,000	52,500,000	52,500,000	0	497,851,596

```

*NON-SIS*
TYPE OF WORK:FIXED GUIDEWAY IMPROVEMENTS
LANES EXIST/IMPROVED/ADDED: 0/ 0/ 0

```

ITEM NUMBER:424255 3	PROJECT DESCRIPTION:CFTA (LYNX) SECTION #5309 LYMMO UPGRADE	*NON-SIS*
DISTRICT:05	COUNTY:ORANGE	TYPE OF WORK:FIXED GUIDEWAY IMPROVEMENTS
ROADWAY ID:	PROJECT LENGTH: .000	LANES EXIST/IMPROVED/ADDED: 0/ 0/ 0

ITEM NUMBER:436029 1	PROJECT DESCRIPTION:ORANGE-LYNX CEN FL REGIONAL TRANSP AUTH FTA SEC 5310	*NON-SIS*
DISTRICT:05	COUNTY:ORANGE	TYPE OF WORK:TRANSIT SERVICE DEMONSTRATION
ROADWAY ID:	PROJECT LENGTH: .000	LANES EXIST/IMPROVED/ADDED: 0/ 0/ 0

ITEM NUMBER:438745 1	PROJECT DESCRIPTION:ORANGE-LYNX CEN FL REG	TRANSP AUTH SERVICE DEVELOPMENT PROGRAM GRANT	*NON-SIS*
DISTRICT:05	COUNTY:ORANGE	TYPE OF WORK:TRANSIT SERVICE DEMONSTRATION	
ROADWAY ID:	PROJECT LENGTH: .000	LANES EXIST/IMPROVED/ADDED: 0/ 0/ 0	

FUND CODE	LESS THAN 2021	2021	2022	2023	2024	2025	GREATER THAN 2025	ALL YEARS
PHASE: OPERATIONS / RESPONSIBLE AGENCY: MANAGED BY ORANGE/OSCEOLA/SEMINOLE COUNTY								
DPTO	0	610,146	0	0	0	0	0	610,146
LF	0	610,146	0	0	0	0	0	610,146
TOTAL 438745 1	0	1,220,292	0	0	0	0	0	1,220,292
TOTAL PROJECT:	0	1,220,292	0	0	0	0	0	1,220,292

FLORIDA DEPARTMENT OF TRANSPORTATION  
OFFICE OF WORK PROGRAM  
MPO ROLLFORWARD REPORT  
=====

**TRANSIT**  
=====

ITEM NUMBER:445597 1		PROJECT DESCRIPTION:ORANGE-LYNX FTA EMERGENCY RELIEF PROGRAM-ER RESILIENCE FUNDS					*NON-SIS*		
DISTRICT:05		COUNTY:ORANGE					TYPE OF WORK:CAPITAL FOR FIXED ROUTE		
ROADWAY ID:		PROJECT LENGTH: .000					LANES EXIST/IMPROVED/ADDED: 0/ 0/ 0		
FUND CODE	LESS THAN 2021	2021	2022	2023	2024	2025	GREATER THAN 2025	ALL YEARS	
PHASE: CAPITAL / RESPONSIBLE AGENCY: MANAGED BY ORANGE/OSCEOLA/SEMINOLE COUNTY									
FTA	0	1,300,000	0	0	0	0	0	0	1,300,000
LF	0	325,000	0	0	0	0	0	0	325,000
TOTAL 445597 1	0	1,625,000	0	0	0	0	0	0	1,625,000
TOTAL PROJECT:	0	1,625,000	0	0	0	0	0	0	1,625,000

ITEM NUMBER:446623 1		PROJECT DESCRIPTION:ORANGE-LYNX FTA FFY 19 LOW OR NO-EMISSION (LOW-NO) BUS PROGRAM					*NON-SIS*		
DISTRICT:05		COUNTY:ORANGE					TYPE OF WORK:CAPITAL FOR FIXED ROUTE		
ROADWAY ID:		PROJECT LENGTH: .000					LANES EXIST/IMPROVED/ADDED: 0/ 0/ 0		
FUND CODE	LESS THAN 2021	2021	2022	2023	2024	2025	GREATER THAN 2025	ALL YEARS	
PHASE: CAPITAL / RESPONSIBLE AGENCY: MANAGED BY ORANGE/OSCEOLA/SEMINOLE COUNTY									
FTA	0	1,961,233	0	0	0	0	0	0	1,961,233
LF	0	245,155	0	0	0	0	0	0	245,155
TOTAL 446623 1	0	2,206,388	0	0	0	0	0	0	2,206,388
TOTAL PROJECT:	0	2,206,388	0	0	0	0	0	0	2,206,388

FLORIDA DEPARTMENT OF TRANSPORTATION  
OFFICE OF WORK PROGRAM  
MPO ROLLFORWARD REPORT  
=====

TRANSIT

=====

ITEM NUMBER:406930 2		PROJECT DESCRIPTION:OSCEOLA-US 192 CORRIDOR BRT				*NON-SIS*			
DISTRICT:05		COUNTY:OSCEOLA				TYPE OF WORK:URBAN CORRIDOR IMPROVEMENTS			
ROADWAY ID:		PROJECT LENGTH: .000				LANES EXIST/IMPROVED/ADDED: 0/ 0/ 0			
FUND CODE	LESS THAN 2021	2021	2022	2023	2024	2025	GREATER THAN 2025	ALL YEARS	
PHASE: CAPITAL / RESPONSIBLE AGENCY: MANAGED BY ORANGE/OSCEOLA/SEMINOLE COUNTY									
DDR	0	1,300,000	0	0	0	0	0	0	1,300,000
LF	3,000,000	0	0	0	0	0	0	0	3,000,000
NSTP	0	2,200,000	0	0	0	0	0	0	2,200,000
TOTAL 406930 2	3,000,000	3,500,000	0	0	0	0	0	0	6,500,000
TOTAL PROJECT:	3,000,000	3,500,000	0	0	0	0	0	0	6,500,000



FLORIDA DEPARTMENT OF TRANSPORTATION  
OFFICE OF WORK PROGRAM  
MPO ROLLFORWARD REPORT  
=====

DATE RUN: 07/01/2020  
TIME RUN: 11.18.04  
MBRMPOTP

TRANSIT  
=====

ITEM NUMBER:428432 1 PROJECT DESCRIPTION:LYNX BUSES, ORLANDO, FUNDS TO PURCHASE BUSES FTA SECTION #5309 \*NON-SIS\*  
DISTRICT:05 COUNTY:SEMINOLE TYPE OF WORK:PURCHASE VEHICLES/EQUIPMENT  
ROADWAY ID: PROJECT LENGTH: .000 LANES EXIST/IMPROVED/ADDED: 0/ 0/ 0

FUND CODE	LESS THAN 2021	2021	2022	2023	2024	2025	GREATER THAN 2025	ALL YEARS
PHASE: CAPITAL / RESPONSIBLE AGENCY: MANAGED BY ORANGE/OSCEOLA/SEMINOLE COUNTY								
FTA	0	1,500,000	0	0	0	0	0	1,500,000
LF	0	375,000	0	0	0	0	0	375,000
<b>TOTAL 428432 1</b>	<b>0</b>	<b>1,875,000</b>	<b>0</b>	<b>0</b>	<b>0</b>	<b>0</b>	<b>0</b>	<b>1,875,000</b>
<b>TOTAL PROJECT:</b>	<b>0</b>	<b>1,875,000</b>	<b>0</b>	<b>0</b>	<b>0</b>	<b>0</b>	<b>0</b>	<b>1,875,000</b>

ITEM NUMBER:428433 1 PROJECT DESCRIPTION:LYNX/CENTRAL STATION IMPROVEMENTS, ORLANDO, FL FTA SECTION #5309 \*NON-SIS\*  
DISTRICT:05 COUNTY:SEMINOLE TYPE OF WORK:TRANSIT IMPROVEMENT  
ROADWAY ID: PROJECT LENGTH: .000 LANES EXIST/IMPROVED/ADDED: 0/ 0/ 0

FUND CODE	LESS THAN 2021	2021	2022	2023	2024	2025	GREATER THAN 2025	ALL YEARS
PHASE: CAPITAL / RESPONSIBLE AGENCY: MANAGED BY ORANGE/OSCEOLA/SEMINOLE COUNTY								
FTA	0	550,000	0	0	0	0	0	550,000
LF	0	137,500	0	0	0	0	0	137,500
<b>TOTAL 428433 1</b>	<b>0</b>	<b>687,500</b>	<b>0</b>	<b>0</b>	<b>0</b>	<b>0</b>	<b>0</b>	<b>687,500</b>
<b>TOTAL PROJECT:</b>	<b>0</b>	<b>687,500</b>	<b>0</b>	<b>0</b>	<b>0</b>	<b>0</b>	<b>0</b>	<b>687,500</b>

ITEM NUMBER:446776 1 PROJECT DESCRIPTION:SANFORD TROLLY PROJECT - SANFORD CRA \*NON-SIS\*  
DISTRICT:05 COUNTY:SEMINOLE TYPE OF WORK:OPERATING FOR FIXED ROUTE  
ROADWAY ID:77000017 PROJECT LENGTH: 1.787MI LANES EXIST/IMPROVED/ADDED: 2/ 0/ 0

FUND CODE	LESS THAN 2021	2021	2022	2023	2024	2025	GREATER THAN 2025	ALL YEARS
PHASE: OPERATIONS / RESPONSIBLE AGENCY: MANAGED BY CITY OF SANFORD CRA								
DPTO	0	318,194	0	0	0	0	0	318,194
LF	0	318,194	0	0	0	0	0	318,194
<b>TOTAL 446776 1</b>	<b>0</b>	<b>636,388</b>	<b>0</b>	<b>0</b>	<b>0</b>	<b>0</b>	<b>0</b>	<b>636,388</b>
<b>TOTAL PROJECT:</b>	<b>0</b>	<b>636,388</b>	<b>0</b>	<b>0</b>	<b>0</b>	<b>0</b>	<b>0</b>	<b>636,388</b>
<b>TOTAL DIST: 05</b>	<b>160,303,077</b>	<b>172,169,873</b>	<b>52,500,000</b>	<b>52,500,000</b>	<b>52,500,000</b>	<b>52,500,000</b>	<b>0</b>	<b>542,472,950</b>
<b>TOTAL TRANSIT</b>	<b>160,303,077</b>	<b>172,169,873</b>	<b>52,500,000</b>	<b>52,500,000</b>	<b>52,500,000</b>	<b>52,500,000</b>	<b>0</b>	<b>542,472,950</b>

FLORIDA DEPARTMENT OF TRANSPORTATION  
OFFICE OF WORK PROGRAM  
MPO ROLLFORWARD REPORT  
=====

DATE RUN: 07/01/2020

TIME RUN: 11.18.04  
MBRMPOTP

ITEM NUMBER:429215 1  
DISTRICT:05  
ROADWAY ID:

PROJECT DESCRIPTION:ALTERNATIVE ANALYSIS OIA CONNECTOR  
COUNTY:ORANGE  
PROJECT LENGTH: .000

```

                                *SIS*
TYPE OF WORK:RAIL REVENUE/OPERATIONA IMPR
LANES EXIST/IMPROVED/ADDED: 0/ 0/ 0

```

	FUND CODE	LESS THAN 2021	2021	2022	2023	2024	2025	GREATER THAN 2025	ALL YEARS
PHASE: P D & E / RESPONSIBLE AGENCY: MANAGED BY FDOT									
	LF	0	1,000,000	0	0	0	0	0	1,000,000
	TRIP	0	3,000,000	0	0	0	0	0	3,000,000
TOTAL	429215 1	0	4,000,000	0	0	0	0	0	4,000,000

ITEM NUMBER:429215 2  
DISTRICT:05  
ROADWAY ID:

PROJECT DESCRIPTION: SUNRAIL EXT TO ORLANDO INTERNATIONAL AIRPORT (OIA) STUDY  
COUNTY: ORANGE  
PROJECT LENGTH: .000

\*NON-SIS\*

TYPE OF WORK:RAIL REVENUE/OPERATIONA IMPR  
LANES EXIST/IMPROVED/ADDED: 0/ 0/ 0

FUND CODE	LESS THAN 2021	2021	2022	2023	2024	2025	GREATER THAN 2025	ALL YEARS
PHASE: P D & E / RESPONSIBLE AGENCY: MANAGED BY FDOT								
DDR	818,985	588,453	0	0	0	0	0	1,407,438
DS	306,950	905,311	0	0	0	0	0	1,212,261
TRIP	0	1,000,000	0	0	0	0	0	1,000,000
PHASE: PRELIMINARY ENGINEERING / RESPONSIBLE AGENCY: MANAGED BY FDOT								
TRIP	0	4,000,000	0	0	0	0	0	4,000,000
TOTAL 429215 2	1,125,935	6,493,764	0	0	0	0	0	7,619,699
TOTAL PROJECT:	1,125,935	10,493,764	0	0	0	0	0	11,619,699
TOTAL DIST: 05	1,125,935	10,493,764	0	0	0	0	0	11,619,699
TOTAL FLA. RAIL ENT.	1,125,935	10,493,764	0	0	0	0	0	11,619,699

FLORIDA DEPARTMENT OF TRANSPORTATION  
OFFICE OF WORK PROGRAM  
MPO ROLLFORWARD REPORT  
=====

DATE RUN: 07/01/2020  
TIME RUN: 11.18.04  
MBRMPOTP

MISCELLANEOUS  
=====

ITEM NUMBER:436435 1		PROJECT DESCRIPTION:ORANGE COUNTY GAP SEGMENT 1 FROM CLARCONA-OCOE RD TO WEST ORANGE TRL					*NON-SIS*		
DISTRICT:05		COUNTY:ORANGE					TYPE OF WORK:BIKE PATH/TRAIL		
ROADWAY ID:		PROJECT LENGTH: .000					LANES EXIST/IMPROVED/ADDED: 0/ 0/ 0		
FUND CODE	LESS THAN 2021	2021	2022	2023	2024	2025	GREATER THAN 2025	ALL YEARS	
PHASE: PRELIMINARY ENGINEERING / RESPONSIBLE AGENCY: MANAGED BY FDOT									
DDR	269,716		0	0	0	0	0	0	269,716
DIH	36,126	2,790	0	0	0	0	0	0	38,916
DS	1,615	0	0	0	0	0	0	0	1,615
PHASE: RIGHT OF WAY / RESPONSIBLE AGENCY: MANAGED BY FDOT									
DDR	430,681		0	0	0	0	0	0	430,681
DIH	4,374	46,254	0	0	0	0	0	0	50,628
PHASE: CONSTRUCTION / RESPONSIBLE AGENCY: MANAGED BY FDOT									
ACSA	225,491	9,505	0	0	0	0	0	0	234,996
DDR	79,745	0	0	0	0	0	0	0	79,745
DS	217	0	0	0	0	0	0	0	217
SA	15,346	0	0	0	0	0	0	0	15,346
TOTAL 436435 1	1,063,311	58,549	0	0	0	0	0	0	1,121,860
TOTAL PROJECT:	1,063,311	58,549	0	0	0	0	0	0	1,121,860

ITEM NUMBER:439066 1		PROJECT DESCRIPTION:ORLANDO TRL EXT. NORTH ALONG ORANGE AND SOUTH TO ORLANDO HEALTH/AMTRAK					*SIS*		
DISTRICT:05		COUNTY:ORANGE					TYPE OF WORK:BIKE PATH/TRAIL		
ROADWAY ID:75000013		PROJECT LENGTH: 1.324MI					LANES EXIST/IMPROVED/ADDED: 2/ 2/ 0		
FUND CODE	LESS THAN 2021	2021	2022	2023	2024	2025	GREATER THAN 2025	ALL YEARS	
PHASE: PRELIMINARY ENGINEERING / RESPONSIBLE AGENCY: MANAGED BY CITY OF ORLANDO									
SU	810,127	0		0	0	0	0	0	810,127
PHASE: PRELIMINARY ENGINEERING / RESPONSIBLE AGENCY: MANAGED BY FDOT									
DS	7,456	0	0	0	0	0	0	0	7,456
SU	0	4,498	0	0	0	0	0	0	4,498
PHASE: CONSTRUCTION / RESPONSIBLE AGENCY: MANAGED BY CITY OF ORLANDO									
ACSU	0	2,721,334	0	0	0	0	0	0	2,721,334
LF	0	743,314	0	0	0	0	0	0	743,314
SU	0	1,421,477	0	0	0	0	0	0	1,421,477
TALT	0	1,987,861	0	0	0	0	0	0	1,987,861
TALU	0	9,328	0	0	0	0	0	0	9,328
TOTAL 439066 1	817,583	6,887,812	0	0	0	0	0	0	7,705,395
TOTAL PROJECT:	817,583	6,887,812	0	0	0	0	0	0	7,705,395

ITEM NUMBER:441490 1		PROJECT DESCRIPTION:UNIVERSITY BLVD. @ DEAN RD					*NON-SIS*		
DISTRICT:05		COUNTY:ORANGE					TYPE OF WORK:INTERSECTION IMPROVEMENT		
ROADWAY ID:75000001		PROJECT LENGTH: .020MI					LANES EXIST/IMPROVED/ADDED: 6/ 0/ 0		
FUND CODE	LESS THAN 2021	2021	2022	2023	2024	2025	GREATER THAN 2025	ALL YEARS	
PHASE: PRELIMINARY ENGINEERING / RESPONSIBLE AGENCY: MANAGED BY FDOT									
DS	1,194	0	0	0	0	0	0	0	1,194
PHASE: PRELIMINARY ENGINEERING / RESPONSIBLE AGENCY: MANAGED BY ORANGE COUNTY BOCC									
SU	493,134	20,000	0	0	0	0	0	0	513,134
PHASE: RIGHT OF WAY / RESPONSIBLE AGENCY: MANAGED BY ORANGE COUNTY BOCC									
SU	997,837	5,000	0	0	0	0	0	0	1,002,837

FLORIDA DEPARTMENT OF TRANSPORTATION  
OFFICE OF WORK PROGRAM  
MPO ROLLFORWARD REPORT  
=====

DATE RUN: 07/01/2020  
TIME RUN: 11.18.04  
MBRMPOTP

MISCELLANEOUS  
=====

PHASE: CONSTRUCTION / RESPONSIBLE AGENCY: MANAGED BY ORANGE COUNTY BOCC									
SU	0	0	1,868,681	0	0	0	0	0	1,868,681
TOTAL 441490 1	1,492,165	25,000	1,868,681	0	0	0	0	0	3,385,846
TOTAL PROJECT:	1,492,165	25,000	1,868,681	0	0	0	0	0	3,385,846

ITEM NUMBER:441616 1	PROJECT DESCRIPTION:ORANGE COUNTY ATM PHASE #4 - COUNTYWIDE ROADS							*NON-SIS*	
DISTRICT:05	COUNTY:ORANGE							TYPE OF WORK:ITS COMMUNICATION SYSTEM	
ROADWAY ID:	PROJECT LENGTH: .000							LANES EXIST/IMPROVED/ADDED: 0/ 0/ 0	
FUND CODE	LESS THAN 2021	2021	2022	2023	2024	2025	GREATER THAN 2025	ALL YEARS	
PHASE: PRELIMINARY ENGINEERING / RESPONSIBLE AGENCY: MANAGED BY FDOT									
SU	376,087	1,028	0	0	0	0	0	377,115	
PHASE: CONSTRUCTION / RESPONSIBLE AGENCY: MANAGED BY FDOT									
SU	3,242,169	89,546	0	0	0	0	0	3,331,715	
TOTAL 441616 1	3,618,256	90,574	0	0	0	0	0	3,708,830	
TOTAL PROJECT:	3,618,256	90,574	0	0	0	0	0	3,708,830	

ITEM NUMBER:442544 1	PROJECT DESCRIPTION:CITY OF ORLANDO ATSPM TRAFFIC CONTROL DEVICES							*NON-SIS*	
DISTRICT:05	COUNTY:ORANGE							TYPE OF WORK:TRAFFIC CONTROL DEVICES/SYSTEM	
ROADWAY ID:	PROJECT LENGTH: .000							LANES EXIST/IMPROVED/ADDED: 0/ 0/ 0	
FUND CODE	LESS THAN 2021	2021	2022	2023	2024	2025	GREATER THAN 2025	ALL YEARS	
PHASE: CAPITAL / RESPONSIBLE AGENCY: MANAGED BY FDOT									
SU	1,463,800	16,025	0	0	0	0	0	1,479,825	
TOTAL 442544 1	1,463,800	16,025	0	0	0	0	0	1,479,825	
TOTAL PROJECT:	1,463,800	16,025	0	0	0	0	0	1,479,825	

ITEM NUMBER:442687 1	PROJECT DESCRIPTION:ICM FOR METROPLAN AREA SIGNAL DEVICE INSTALLATION							*NON-SIS*	
DISTRICT:05	COUNTY:ORANGE							TYPE OF WORK:TRAFFIC CONTROL DEVICES/SYSTEM	
ROADWAY ID:	PROJECT LENGTH: .000							LANES EXIST/IMPROVED/ADDED: 0/ 0/ 0	
FUND CODE	LESS THAN 2021	2021	2022	2023	2024	2025	GREATER THAN 2025	ALL YEARS	
PHASE: CONSTRUCTION / RESPONSIBLE AGENCY: MANAGED BY FDOT									
ACSA	111,949	0	0	0	0	0	0	111,949	
SU	1,133,051	73,530	0	0	0	0	0	1,206,581	
TOTAL 442687 1	1,245,000	73,530	0	0	0	0	0	1,318,530	
TOTAL PROJECT:	1,245,000	73,530	0	0	0	0	0	1,318,530	

ITEM NUMBER:442740 1	PROJECT DESCRIPTION:ORLANDO ATCMTD COMMUNICATIONS SERVICES							*NON-SIS*	
DISTRICT:05	COUNTY:ORANGE							TYPE OF WORK:OTHER ITS	
ROADWAY ID:	PROJECT LENGTH: .000							LANES EXIST/IMPROVED/ADDED: 0/ 0/ 0	
FUND CODE	LESS THAN 2021	2021	2022	2023	2024	2025	GREATER THAN 2025	ALL YEARS	
PHASE: PRELIMINARY ENGINEERING / RESPONSIBLE AGENCY: MANAGED BY FDOT									
DIH	72	9,928	0	0	0	0	0	10,000	
DITS	100,000	0	0	0	0	0	0	100,000	

FLORIDA DEPARTMENT OF TRANSPORTATION  
OFFICE OF WORK PROGRAM  
MPO ROLLFORWARD REPORT  
=====

DATE RUN: 07/01/2020  
TIME RUN: 11.18.04  
MBRMPOTP

DS		101,427	0	0	0	0	0	0	101,427
TOTAL 442740 1		201,499	9,928	0	0	0	0	0	211,427
TOTAL PROJECT:		201,499	9,928	0	0	0	0	0	211,427

---

FLORIDA DEPARTMENT OF TRANSPORTATION  
OFFICE OF WORK PROGRAM  
MPO ROLLFORWARD REPORT  
=====

DATE RUN: 07/01/2020  
TIME RUN: 11.18.04  
MBRMPOTP

MISCELLANEOUS  
=====

ITEM NUMBER:437474 1		PROJECT DESCRIPTION:FORTUNE-LAKESHORE MULTI-USE TRAIL FROM US 192 TO COLUMBIA AVENUE					*NON-SIS*	
DISTRICT:05		COUNTY:OSCEOLA					TYPE OF WORK:BIKE PATH/TRAIL	
ROADWAY ID:92508000		PROJECT LENGTH: 6.464MI					LANES EXIST/IMPROVED/ADDED: 2/ 0/ 0	
FUND CODE	LESS THAN 2021	2021	2022	2023	2024	2025	GREATER THAN 2025	ALL YEARS
PHASE: PRELIMINARY ENGINEERING / RESPONSIBLE AGENCY: MANAGED BY FDOT								
DIH	180	0	0	0	0	0	0	180
TALU	0	2,653	0	0	0	0	0	2,653
PHASE: PRELIMINARY ENGINEERING / RESPONSIBLE AGENCY: MANAGED BY OSCEOLA COUNTY ENGINEERING								
LF	202,879	0	0	0	0	0	0	202,879
TALU	428,992	0	0	0	0	0	0	428,992
PHASE: CONSTRUCTION / RESPONSIBLE AGENCY: MANAGED BY OSCEOLA COUNTY ENGINEERING								
SU	0	7,590,000	0	0	0	0	0	7,590,000
<b>TOTAL 437474 1</b>	<b>632,051</b>	<b>7,592,653</b>	<b>0</b>	<b>0</b>	<b>0</b>	<b>0</b>	<b>0</b>	<b>8,224,704</b>
<b>TOTAL PROJECT:</b>	<b>632,051</b>	<b>7,592,653</b>	<b>0</b>	<b>0</b>	<b>0</b>	<b>0</b>	<b>0</b>	<b>8,224,704</b>

ITEM NUMBER:439067 1		PROJECT DESCRIPTION:KISSIMMEE/ST CLOUD TRAIL ALONG C-31 CANAL-NEPTUNE RD TO E LAKE SHORE					*NON-SIS*	
DISTRICT:05		COUNTY:OSCEOLA					TYPE OF WORK:BIKE PATH/TRAIL	
ROADWAY ID:92651000		PROJECT LENGTH: .121MI					LANES EXIST/IMPROVED/ADDED: 2/ 0/ 0	
FUND CODE	LESS THAN 2021	2021	2022	2023	2024	2025	GREATER THAN 2025	ALL YEARS
PHASE: PRELIMINARY ENGINEERING / RESPONSIBLE AGENCY: MANAGED BY OSCEOLA COUNTY ENGINEERING								
SU	326,000	3,000	0	0	0	0	0	329,000
PHASE: CONSTRUCTION / RESPONSIBLE AGENCY: MANAGED BY OSCEOLA COUNTY ENGINEERING								
SU	0	0	0	3,451,000	0	0	0	3,451,000
<b>TOTAL 439067 1</b>	<b>326,000</b>	<b>3,000</b>	<b>0</b>	<b>3,451,000</b>	<b>0</b>	<b>0</b>	<b>0</b>	<b>3,780,000</b>
<b>TOTAL PROJECT:</b>	<b>326,000</b>	<b>3,000</b>	<b>0</b>	<b>3,451,000</b>	<b>0</b>	<b>0</b>	<b>0</b>	<b>3,780,000</b>

ITEM NUMBER:441076 1		PROJECT DESCRIPTION:DEERWOOD ELEMENTARY SCHOOL SIDEWALK GAPS SRTS					*NON-SIS*	
DISTRICT:05		COUNTY:OSCEOLA					TYPE OF WORK:SIDEWALK	
ROADWAY ID:92000104		PROJECT LENGTH: .457MI					LANES EXIST/IMPROVED/ADDED: 2/ 2/ 0	
FUND CODE	LESS THAN 2021	2021	2022	2023	2024	2025	GREATER THAN 2025	ALL YEARS
PHASE: PRELIMINARY ENGINEERING / RESPONSIBLE AGENCY: MANAGED BY OSCEOLA COUNTY ENGINEERING								
SA	98,354	5,000	0	0	0	0	0	103,354
SU	12,851	0	0	0	0	0	0	12,851
TALU	5,224	0	0	0	0	0	0	5,224
PHASE: CONSTRUCTION / RESPONSIBLE AGENCY: MANAGED BY OSCEOLA COUNTY ENGINEERING								
SR2T	0	0	786,835	0	0	0	0	786,835
TALT	0	0	5,000	0	0	0	0	5,000
<b>TOTAL 441076 1</b>	<b>116,429</b>	<b>5,000</b>	<b>791,835</b>	<b>0</b>	<b>0</b>	<b>0</b>	<b>0</b>	<b>913,264</b>
<b>TOTAL PROJECT:</b>	<b>116,429</b>	<b>5,000</b>	<b>791,835</b>	<b>0</b>	<b>0</b>	<b>0</b>	<b>0</b>	<b>913,264</b>

FLORIDA DEPARTMENT OF TRANSPORTATION  
OFFICE OF WORK PROGRAM  
MPO ROLLFORWARD REPORT  
=====

MISCELLANEOUS

=====

ITEM NUMBER:442547 1		PROJECT DESCRIPTION:OSCEOLA COUNTY VIDEO DETECTION UPGRADES TRAFFIC CONTROL DEVICES					*NON-SIS*		
DISTRICT:05		COUNTY:OSCEOLA					TYPE OF WORK:TRAFFIC CONTROL DEVICES/SYSTEM		
ROADWAY ID:		PROJECT LENGTH: .000					LANES EXIST/IMPROVED/ADDED: 0/ 0/ 0		
FUND	LESS						GREATER		
CODE	THAN	2021	2022	2023	2024	2025	THAN	ALL	
	2021						2025	YEARS	
PHASE: CAPITAL / RESPONSIBLE AGENCY: MANAGED BY FDOT									
SU	1,276,384	6,216	0	0	0	0	0	0	1,282,600
TOTAL 442547 1	1,276,384	6,216	0	0	0	0	0	0	1,282,600
TOTAL PROJECT:	1,276,384	6,216	0	0	0	0	0	0	1,282,600

FLORIDA DEPARTMENT OF TRANSPORTATION  
OFFICE OF WORK PROGRAM  
MPO ROLLFORWARD REPORT  
=====

DATE RUN: 07/01/2020  
TIME RUN: 11.18.04  
MBRMPOTP

MISCELLANEOUS  
=====

ITEM NUMBER:437100 2	PROJECT DESCRIPTION:REGIONAL TRAFFIC MANAGEMENT CENTER AT INTERNATIONAL PKWY AND WILSON RD						*NON-SIS*	
DISTRICT:05	COUNTY:SEMINOLE						TYPE OF WORK:LANDSCAPING	
ROADWAY ID:	PROJECT LENGTH: .000						LANES EXIST/IMPROVED/ADDED: 0/ 0/ 0	
FUND CODE	LESS THAN 2021	2021	2022	2023	2024	2025	GREATER THAN 2025	ALL YEARS
PHASE: CONSTRUCTION / RESPONSIBLE AGENCY: MANAGED BY FDOT								
DIH	53	72,901	0	0	0	0	0	72,954
DS	504,822	0	0	0	0	0	0	504,822
TOTAL 437100 2	504,875	72,901	0	0	0	0	0	577,776
TOTAL PROJECT:	504,875	72,901	0	0	0	0	0	577,776

ITEM NUMBER:436323 1	PROJECT DESCRIPTION:ST JOHNS RIVER BRIDGE SECURITY SYSTEM						*NON-SIS*	
DISTRICT:05	COUNTY:SEMINOLE						TYPE OF WORK:ITS SURVEILLANCE SYSTEM	
ROADWAY ID:	PROJECT LENGTH: .000						LANES EXIST/IMPROVED/ADDED: 0/ 0/ 0	
FUND CODE	LESS THAN 2021	2021	2022	2023	2024	2025	GREATER THAN 2025	ALL YEARS
PHASE: PRELIMINARY ENGINEERING / RESPONSIBLE AGENCY: MANAGED BY FDOT								
DIH	2,855	2,145	0	0	0	0	0	5,000
DITS	99,363	0	0	0	0	0	0	99,363
DS	51,668	0	0	0	0	0	0	51,668
PHASE: CONSTRUCTION / RESPONSIBLE AGENCY: MANAGED BY FDOT								
DDR	211,482	0	0	0	0	0	0	211,482
DIH	5,887	0	0	0	0	0	0	5,887
DITS	693,352	0	0	0	0	0	0	693,352
DS	364	0	0	0	0	0	0	364
TOTAL 436323 1	1,064,971	2,145	0	0	0	0	0	1,067,116
TOTAL PROJECT:	1,064,971	2,145	0	0	0	0	0	1,067,116

ITEM NUMBER:437479 1	PROJECT DESCRIPTION:CASSELBERRY ELEMENTARY / QUEENS MIRROR CIRCLE PEDESTRIAN						*NON-SIS*	
DISTRICT:05	COUNTY:SEMINOLE						TYPE OF WORK:PEDESTRIAN SAFETY IMPROVEMENT	
ROADWAY ID:77000253	PROJECT LENGTH: .315MI						LANES EXIST/IMPROVED/ADDED: 2/ 2/ 0	
FUND CODE	LESS THAN 2021	2021	2022	2023	2024	2025	GREATER THAN 2025	ALL YEARS
PHASE: CONSTRUCTION / RESPONSIBLE AGENCY: MANAGED BY CITY OF CASSELBERRY								
SU	59,206	0	0	0	0	0	0	59,206
PHASE: CONSTRUCTION / RESPONSIBLE AGENCY: MANAGED BY FDOT								
SU	0	19,202	0	0	0	0	0	19,202
TOTAL 437479 1	59,206	19,202	0	0	0	0	0	78,408
TOTAL PROJECT:	59,206	19,202	0	0	0	0	0	78,408

ITEM NUMBER:441211 1	PROJECT DESCRIPTION:COUNTYWIDE ATMS-DMS PHASE 1 - SEMINOLE COUNTY						*NON-SIS*	
DISTRICT:05	COUNTY:SEMINOLE						TYPE OF WORK:ITS COMMUNICATION SYSTEM	
ROADWAY ID:77010000	PROJECT LENGTH: 3.779MI						LANES EXIST/IMPROVED/ADDED: 6/ 0/ 0	
FUND CODE	LESS THAN 2021	2021	2022	2023	2024	2025	GREATER THAN 2025	ALL YEARS
PHASE: PRELIMINARY ENGINEERING / RESPONSIBLE AGENCY: MANAGED BY FDOT								
SU	214,957	3,592	0	0	0	0	0	218,549



MISCELLANEOUS								
=====								
PHASE: DESIGN BUILD / RESPONSIBLE AGENCY: MANAGED BY FDOT								
DDR	54,324	0	0	0	0	0	0	54,324
SU	4,476,871	2,061	0	0	0	0	0	4,478,932
TOTAL 441211 1	4,746,152	5,653	0	0	0	0	0	4,751,805
TOTAL PROJECT:	4,746,152	5,653	0	0	0	0	0	4,751,805
TOTAL DIST: 05	18,627,682	14,868,188	2,660,516	3,451,000	0	0	0	39,607,386
TOTAL MISCELLANEOUS	18,627,682	14,868,188	2,660,516	3,451,000	0	0	0	39,607,386

GRAND TOTAL	1,953,944,003	523,668,055	167,452,811	126,427,105	413,087,685	232,285,157	120,627,728	3,537,492,544
-------------	---------------	-------------	-------------	-------------	-------------	-------------	-------------	---------------



## **Resolution No. 20-11**

### **Subject:**

### **Amendment to the FY 2020/21 - 2024/25 Transportation Improvement Program**

**WHEREAS**, the Orlando Urbanized Area Metropolitan Planning Organization (MPO), d.b.a. MetroPlan Orlando, is the duly designated and constituted body responsible for carrying out the urban transportation planning and programming process for the Orlando Urbanized Area, including the Transportation Improvement Program; and

**WHEREAS**, the Florida Department of Transportation (FDOT) is requesting to amend the FY 2020/21 - 2024/25 Transportation Improvement Program (TIP) in accordance with the MetroPlan Orlando Internal Operating Procedures; and

**WHEREAS**, the requested amendment is described as follows:

- Incorporating projects with funding that rolled forward from FY 2019/20 to FY 2020/21 into the 2020/21 - 2024/25 TIP, as described in the attached information, in order to ensure that the TIP is consistent with FDOT's FY 2020/21 - 2024/25 Adopted Five Year Work Program; and

**WHEREAS**, the requested amendment described above is consistent with MetroPlan Orlando's project priorities and currently adopted Long Range Transportation Plan.

**NOW, THEREFORE, BE IT RESOLVED** by the MetroPlan Orlando Board that the Florida Department of Transportation's amendment to the FY 2020/21 - 2024/25 TIP be approved as requested.

Passed and duly adopted at a regular meeting of the MetroPlan Orlando Board on the 9<sup>th</sup> day of September, 2020.

### **Certificate**

The undersigned duly qualified serving in the role as Chairman of the MetroPlan Orlando Board certifies that the foregoing is a true and correct copy of a Resolution adopted at a legally convened meeting of the MetroPlan Orlando Board.

Resolution No. 20-11

Page 2 of 2

---

Honorable Bob Dallari, Chairman

Attest:

---

Cathy Goldfarb, Sr. Board Services Coordinator  
and Recording Secretary

**TAB 3**





## **Board Action Fact Sheet**

**Meeting Date:** September 9, 2020

**Agenda Item:** IX.B (Tab 3)

**Roll Call Vote:** Yes

Action Requested:	FDOT requests approval of an amendment to the FY 2020/21 - 2024/25 Transportation Improvement Program (TIP) to include SunRail projects with funds rolling forward from FY 2019/20 to FY 2020/21.		
Reason:	This request is being made to ensure that the projects shown in the TIP are consistent with the projects shown FDOT's Five Year Work Program.		
Summary/Key Information:	<p>Items of particular significance for our Committees and the Board are as follows:</p> <ul style="list-style-type: none"><li>• The SunRail projects shown in the attached letter had funds originally programmed in FY 2019/20 and were therefore not included in FDOT's FY 2020/21 - 2024/25 <u>Tentative</u> Five Year Work Program (April 2020) that was used to develop the TIP adopted by the Board on June 29<sup>th</sup>.</li><li>• The funding for these projects was not committed during FY 2019/20 and automatically rolled forward to FY 2019/20 in SunRail's FY 2020/21 - 2024/25 <u>Adopted</u> Five Year Work Program (July 2020).</li><li>• This amendment adds the funds rolling forward from FY 2019/20 to FY 2020/21 to the FY 2020/21 - 2024/25 TIP so the TIP will be consistent with the Five Year Work Program.</li><li>• This amendment does not include any new funding and does not affect the cost or schedule for the SunRail projects included in the letter.</li></ul>		
MetroPlan Budget Impact:	None		
Local Funding Impact:	None		
Committee Action:	CAC:	Recommended for approval on August 26, 2020	
	TSMO:	Recommended for approval on August 28, 2020	
	TAC:	Recommended for approval on August 28, 2020	
	MAC:	To be taken up on September 3, 2020	
Staff Recommendation:	Recommends approval		
Supporting Information:	<p>These documents are provided at Tab 3:</p> <ul style="list-style-type: none"><li>• FDOT letter dated August 11, 2020</li><li>• Proposed Board Resolution No. 20-12</li></ul>		



*Florida Department of Transportation*

**RON DESANTIS**  
**GOVERNOR**

719 S. Woodland Boulevard  
DeLand, Florida 32720-6834

**KEVIN J. THIBAUT, P.E.**  
**SECRETARY**

August 11, 2020

Mr. Gary Huttman  
Executive Director  
MetroPlan Orlando MPO  
250 South Orange Ave, Suite 200  
Orlando, FL 32801

RE: MetroPlan Orlando Metropolitan Planning Organization (MPO) Transportation Improvement Program (TIP), Annual Roll-Forward Amendment, Fiscal Years 2020/2021 through 2021/2024 for SunRail Projects

Dear Mr. Huttman:

The purpose of this letter is to request the MPO's approval of the Annual Roll-Forward Amendment to the adopted Transportation Improvement Program (TIP) for Fiscal Year (FY) 2020/21 through 2024/25 to reconcile the difference between the TIP and the Department's Adopted Five-Year Work Program. This is a routine, annual process to assist the MPO in identifying projects that were not committed in the previous fiscal year (FY 2020) and have automatically rolled into FY 2021 of the FDOT Work Program. This amendment ensures that year one of the TIP, adopted by the Board on June 29, 2020, effective October 1, 2020, matches year one of the FDOT work Program.

The affected Sunrail projects submitted for the MPO's approval are listed in the attached Roll Forward Report.

Please acknowledge your approval of this Roll-Forward Amendment to your current TIP by signing this letter and returning it to this office for further processing. The Department appreciates your expeditious handling of this request. If you have any questions, please feel free to contact me at 321-257-7162.

Sincerely,

DocuSigned by:

Handwritten signature of Charles M. Heffinger, Jr., P.E. in blue ink.

74FCFACA95A24CD  
Charles M. Heffinger, Jr., P.E.  
SunRail Chief Operating Officer

Attachment: MPO Roll Forward Report

cc: Keith Caskey, MetroPlan Orlando  
Nick Lepp, MetroPlan Orlando  
Anna Taylor, FDOT  
Kellie Smith, FDOT  
Erika Thompson, FDOT, MS 28  
Scott Philips, FDOT, MS 28

Jim Martin, FHWA, MS 29

Approved By: \_\_\_\_\_

Date: \_\_\_\_\_

## SunRail Projects – Roll Forward

FM #	PROJECT DESCRIPTION	AMENDMENT		
412994-2	Central Florida Commuter Rail System Engr/Admin/Marketing & Professional Services	Roll Forward - Fiscal Year 2019/2020 to 2020/2021		
		PE	DPTO	\$53,058
412994-4	Central Florida Commuter Rail System - Purchase Panels, Rails, Ties, Signals, Noise Walls & Other Equipment Needed	Roll Forward - Fiscal Year 2019/2020 to 2020/2021		
		PE	NSTP	\$753,294
		CST	DFTA	\$396,000
		CST	DIS	\$70,561
		CST	DPTO	\$104,353
		CST	DS	\$195,788
		CST	LF	\$343,463
		CST	NSTP	\$3,252,029
412994-5	Central Florida Commuter Rail System - Positive Train Control (PTC)	Roll Forward - Fiscal Year 2019/2020 to 2020/2021		
		CST	DDR	\$9,134
		CST	GM	\$1,636,500
		CST	TRIP	\$1,535,119

412994-8	Central Florida Commuter Rail System - Operations and Maintenance	Roll Forward - Fiscal Year 2019/2020 to 2020/2021		
		OPS	DFTA	\$8,706,206
		OPS	DIS	\$839,348
		OPS	DS	\$1,000
		OPS	LF	\$18,165
		OPS	TRIP	\$279
		OPS	SROM	\$1,197
		OPS	STED	\$446
		OPS	DUCA	\$12,615,845
412994-9	Central Florida Commuter Rail System - Utility Conduit Signal Relocation	Roll Forward - Fiscal Year 2019/2020 to 2020/2021		
		CST	DS	\$19,340
420561-6	SunRail Construction Contingency D/B/M- Vehicle ES-Stations	Roll Forward - Fiscal Year 2019/2020 to 2020/2021		
		CST	NSTP	1,163,772
		CST	DFTA	1,217,458
		CST	DIS	29,182
		CST	DPTO	37,607
		CST	DS	16,551
		CST	LF	39,535
420561-7	Central Florida Commuter Rail System – Construction Contingency funding P II South	Roll Forward - Fiscal Year 2019/2020 to 2020/2021		
		CST	NSTP	\$5,000
425984-1	Central Florida Commuter Rail System - Phase II South Track, Signal, Material Testing, Station Enhancements, etc.	Roll Forward - Fiscal Year 2019/2020 to 2020/2021		
		OPS	DFTA	\$1,757
427899-2	CR 46A RR XING #622060-C	Roll Forward - Fiscal Year 2019/2020 to 2020/2021		
		CST	DS	10,668



429215-2	SunRail Extension to Orlando International Airport (OIA) Study	Roll Forward - Fiscal Year 2019/2020 to 2020/2021		
		PLAN	DDR	\$1,087
		PD&E	DDR	\$588,453
		PD&E	TRIP	\$1,000,000
		PD&E	DS	\$905,311
		PE -	TRIP	\$4,000,000
436014-1	Quiet Zones Improvements	Roll Forward - Fiscal Year 2019/2020 to 2020/2021		
		PE	DDR	\$9,833
		CST	DDR	\$162,878
436436-1	Railroad Bridge over Lake Monroe/St Johns River	Roll Forward Fiscal Year 2019/2020 to 2020/2021		
		CST	DPTO	\$37,794
		CST	BRRP	\$12,318
		CST	TRIP	\$37,346
436584-1	SunRail Bridge Contingency	Roll Forward - Fiscal Year 2019/2020 to 2020/2021		
		CST	BRRP	\$607,504
442065-1	Central Florida Commuter Rail System – Positive Train Control (PTC) Maintenance	Roll Forward - Fiscal Year 2019/2020 to 2020/2021		
		OPS	DS	\$2,500,000
442566-1	Central Florida Commuter Rail System – Positive Train Control (PTC) Maintenance	Roll Forward - Fiscal Year 2019/2020 to 2020/2021		
		CAP	DPTO	\$2,750,000
		CAP	DS	\$25,000
444925-1	SunRail Fiber Optic PTB Backbone	Roll Forward - Fiscal Year 2019/2020 to 2020/2021		
		PE	TRIP	\$85,736
		CST	TRIP	\$342,648



## **Resolution No. 20-12**

### **Subject:**

### **Amendment to the FY 2020/21 - 2024/25 Transportation Improvement Program**

**WHEREAS**, the Orlando Urbanized Area Metropolitan Planning Organization (MPO), d.b.a. MetroPlan Orlando, is the duly designated and constituted body responsible for carrying out the urban transportation planning and programming process for the Orlando Urbanized Area, including the Transportation Improvement Program; and

**WHEREAS**, the Florida Department of Transportation (FDOT) is requesting to amend the FY 2020/21 - 2024/25 Transportation Improvement Program (TIP) in accordance with the MetroPlan Orlando Internal Operating Procedures; and

**WHEREAS**, the requested amendment is described as follows:

- Incorporating SunRail projects with funding that rolled forward from FY 2019/20 to FY 2020/21 into the 2020/21 - 2024/25 TIP, as described in the attached information, in order to ensure that the TIP is consistent with FDOT's FY 2020/21 - 2024/25 Adopted Five Year Work Program; and

**WHEREAS**, the requested amendment described above is consistent with MetroPlan Orlando's project priorities and currently adopted Long Range Transportation Plan.

**NOW, THEREFORE, BE IT RESOLVED** by the MetroPlan Orlando Board that the Florida Department of Transportation's amendment to the FY 2020/21 - 2024/25 TIP be approved as requested.

Passed and duly adopted at a regular meeting of the MetroPlan Orlando Board on the 9<sup>th</sup> day of September, 2020.

### **Certificate**

The undersigned duly qualified serving in the role as Chairman of the MetroPlan Orlando Board certifies that the foregoing is a true and correct copy of a Resolution adopted at a legally convened meeting of the MetroPlan Orlando Board.

Resolution No. 20-12

Page 2 of 2

---

Honorable Bob Dallari, Chairman

Attest:

---

Cathy Goldfarb, Sr. Board Services Coordinator  
and Recording Secretary

**TAB 4**





## **Board Action Fact Sheet**

**Meeting Date:** September 9, 2020

**Agenda Item:** IX.C (Tab 4)

**Roll Call Vote:** No

**Action Requested:** MetroPlan Orlando Staff requests re-adoption of the Fiscal Year 2025/26 – 2039/40 Project Priority List.

**Reason:** By state statute the Project Priority List needs to be transmitted to FDOT by October 1<sup>st</sup> of each calendar year, MetroPlan Orlando Board adopted the PPL on June 30<sup>th</sup>, 2020, and staff is asking it to be re-adopted to include priority projects for MetroPlan Orlando UPWP.

**Summary/Key Information:** Items of particular significance for our Committees and the Board are as follows:

- Project ranking and prioritization has not changed for the State and National Highway System
- Projects ranking and prioritization has not changed for the MetroPlan Orlando TMA Multimodal System.
- TMA funding was identified in the UPWP prior to ranking and project selection, adding TMA funding for UPWP to the PPL provides better linkage between MetroPlan Orlando core products.

**MetroPlan Budget Impact:** None

**Local Funding Impact:** None

**Committee Action:**

CAC:	recommended approval August 26, 2020
TSMO:	to be determined
TAC:	to be determined
MAC:	to be determined

**Staff Recommendation:** Recommends approval

**Supporting Information:** These documents are provided at Tab 4:  
DRAFT Project Priority List (PPL) FY 2025/26 – 2039/40

[https://metroplanorlando.org/wp-content/uploads/DRAFT\\_Ranked\\_PrioritizedProjectList\\_26\\_2040-Aug2020.pdf](https://metroplanorlando.org/wp-content/uploads/DRAFT_Ranked_PrioritizedProjectList_26_2040-Aug2020.pdf)

**TAB 5**





## **RESOLUTION NO. 20-15**

### **AUTHORIZATION TO HOLD VIRTUAL METROPOLAN ORLANDO ADVISORY COMMITTEE WORKSHOPS THROUGH YEAR-END**

**WHEREAS**, the Orlando Urbanized Area Metropolitan Planning Organization (MPO), d.b.a. MetroPlan Orlando, is the duly designated and constituted body responsible for carrying out the urban transportation planning and programming process for the Orlando Urbanized Area, and

**WHEREAS**, Florida Statutes 339.175; 23 U.S.C. 134; and 49 U.S.C. 5303 require that the urbanized area, as a condition to the receipt of federal capital or operating assistance, have a continuing, cooperative, and comprehensive transportation planning process that results in plans and programs consistent with the comprehensively planned development of the designated urbanized area; and

**WHEREAS**, pursuant to 23 U.S.C. 134, 23 CFR 450 , and Florida Statutes 339.1 75, require MetroPlan Orlando and the Florida Department of Transportation to enter into an agreement clearly identifying the responsibilities for cooperatively carrying out the Federal Highway Administration (FHWA) portion of the Metropolitan Planning Process and accomplishing the transportation planning requirements of state and federal law; and

**WHEREAS**, MetroPlan Orlando is required to develop and amend as appropriate, the plans and programs required by 23 C.F.R. 450.300 through 450.324 , including but not limited to the Unified Planning Work Program (UPWP); Transportation Improvement Program (TIP), a Public Participation Plan and a Metropolitan Transportation Plan (MTP); and

**WHEREAS**, the Novel Coronavirus Disease 2019 (COVID-19) is a severe acute respiratory illness that continues to spread among humans through respiratory transmission; and

**WHEREAS**, the Centers for Disease Control (CDC) has recommended mitigation measures for communities experiencing an outbreak including limiting face-to-face contact with others as much as possible; and

**WHEREAS**, the Governor of the State of Florida declared on March 9<sup>th</sup>, 2020 a formal State of Emergency (Executive Order 20-52); and

**WHEREAS**, the Governor of the State of Florida issued Executive Order 20-69 on March 20, 2020 that allows virtual meetings and suspends certain requirements of the State Sunshine Laws; and

**WHEREAS**, the Governor of the State of Florida issued subsequent Executive Orders extending the ability to meet virtually through September 30, 2020, but without indication of future extensions; and

**WHEREAS**, the timing of each extension has not been commensurate with public notice requirements; and

**WHEREAS**, staff analysis of options to retrofit the MetroPlan Orlando Board room, as well as the availability of venues outside of MetroPlan Orlando's offices have not yielded favorable results that would allow for in-person meetings where social distancing guidance may be adhered to for committees with larger participation; and

**WHEREAS**, MetroPlan Orlando's Advisory Committee meetings, Metropolitan Transportation Plan Webinars, and other virtually-held meetings have resulted in record participation by Committee members and the public.

**NOW, THEREFORE, BE IT RESOLVED THAT:**

MetroPlan Orlando will continue to conduct business in a virtual environment beyond September 30, 2020 as we have done throughout the declared State of Emergency, in the following manner:

The MetroPlan Orlando Governing Board hereby authorizes each of its advisory committees and the Transportation Disadvantaged Local Coordinating Board to:

- a. Continue to meet virtually in workshop sessions with the understanding that the committees will review and discuss all agenda items being advanced to the Board, and that a committee report will be provided by each Committee Chairperson at the MetroPlan Orlando board meeting,
- b. Agenda items requiring formal vote, such as the committee's meeting minutes, will take place at a time and date when the committees can safely conduct in person committee meetings.
- c. Extend the term of current Advisory Committee chairpersons until such time as official election of officers can be conducted.

Certificate

The undersigned duly qualified as Chairman of the MetroPlan Orlando Board certifies that the foregoing is true and correct and that this Resolution shall be ratified as soon as possible at a legally convened meeting of the MetroPlan Orlando Board.

**DONE AND RESOLVED** at the regularly convened meeting of MetroPlan Orlando held on the 9th day of September, 2020.

Certificate

The undersigned duly qualified as Chairman of the MetroPlan Orlando Board certifies that the foregoing is a true and correct copy of a Resolution adopted at a legally convened meeting of the MetroPlan Orlando Board.

---

Commissioner Bob Dallari, Chairman  
MetroPlan Orlando Governing Board

Attest:

---

Cathy Goldfarb, Sr. Board Services Coordinator  
and Recording Secretary



**TAB 6**





metroplan orlando

A REGIONAL TRANSPORTATION PARTNERSHIP

September 9, 2020

To: Commissioner Bob Dallari, Board Chairman  
MetroPlan Orlando Board Members

From: Gary Huttman, Executive Director

Subject: Executive Director's Report

- We held a briefing on July 2 with FDOT District Secretaries in preparation for the Regional Transportation Summit scheduled for July 10
- I joined in the FDOT FHWA annual certification discussion
- I participated in the Regional Transportation Summit with the West Florida Chairs Coordinating Council on July 10
- I attended the UCF Planning Advisory Board Meeting on July 22
- I attended an AMPO Policy Committee meeting on July 23
- I conducted a new Board Member Orientation with Commissioner Ortiz on July 30
- I attended the CFCRC Meeting on July 30
- I conducted a new board member orientation with Mayor Woodruff on August 4
- I participated in a discussion of the I-4 FRAME project on August 7
- I met with the Sanford Orlando Airport on access issues on August 7
- I participated in the MetroPlan 2045 Visioning Event on August 11
- I attended and participated in my Executive Director's Annual Evaluation on August 12
- I attended the MetroPlan Orlando TDLCB Virtual Meeting on August 13
- I met with the MPOAC Executive Director and our MetroPlan lobbyist on August 18 to discuss potential legislation addressing public meetings
- I attended the OEP Coffee with a Cause: Leadership is Influence Session on August 18
- I met with other MPO Executive Directors in FDOT District 5 on August 18 to discuss project programming
- I participated in the MetroPlan 2045 Health & Environment Event on August 19
- I attended the FDOT/FTE Mobility Workshop on August 19
- I participated in the AMPO Policy Committee Meeting on August 20
- I attended the I-4 Corridor Coalition Meeting on August 21
- I attended the MetroPlan Orlando CAC Committee Virtual Meeting on August 26
- I attended a Resilience Peer Exchange on August 27 & 28
- I attended the MetroPlan Orlando TSMO Virtual Meeting on August 28
- I attended the MetroPlan Orlando TAC Virtual Meeting on August 28

- I met with the Chief Executive Officer of Lynx on August 31
- I had an agenda review with Mayor Woodruff on September 1
- I had an agenda review with Commissioner Uribe on September 2
- I attended the MAC Virtual Meeting on September 3
- I had an agenda review with Commissioner Dallari on September 3
- I had an agenda review with Commissioner Janer on September 3
- I had an agenda review with Mayor Demings on September 4
- I continue to participate in weekly calls of the NARC Executive Director's to discuss our new virtual working environment
- I continue to participate in weekly calls of the Statewide MPO Advisory Committee to discuss our new virtual working environment
- I am participating in a formal discussion, along with a number of other Executive Director's, centered around Our Personal Race Journey
- I attended a TEAMFL Virtual Event entitled COVID Action Plan – Returning to Office Best Practices
- I attended a WTS Virtual Event and a presentation on the MCORES program
- I participated in a discussion on a potential SR 528 Land Bridge as part of the 2045 MTP
- I conducted two Staff Director annual reviews



FDOT District Five - Orlando and Oviedo Operations  
420 West Landstreet Road, Orlando, 32824  
2400 Camp Road, Oviedo, 32765  
Orlando: 321-319-8100 Oviedo: 407-278-2800

Outside Consultant  
In-House Construction  
Maintenance

## Project Status Report as of August 16, 2020

ORANGE						
SR 423 (John Young Parkway) from SR 50 to Shader Road						
FIN #	239496-3-52-01					
CONTRACT #	T5538					
Conventional Pay Item						
PROJECT DESCRIPTION: Widen SR 423 (John Young Parkway) from four to six lanes from SR 50 to Shader Road.						
					TIME	COST
CONTRACTOR:	Southland Construction Inc.	LET DATE:	8/30/2017	ORIGINAL:	765	\$27,752,000.00
FED. AID #:	8785019U	NTP:	11/07/2017	CURRENT:	986	\$27,937,262.78
FUND TYPE	Construction	TIME BEGAN:	1/8/2017	ELAPSED:	733	\$23,738,916.13
		WORK BEGAN:	1/8/2017	% ORIGINAL:	95.82%	85.54%
		EST. COMPLETION:	Fall 2020	% TO DATE:	74.34%	84.97%
CONTACT			PHONE		EMAIL	
PROJECT ADMINISTRATOR	John Bailey	C: 407-466-4387		<a href="mailto:john.bailey@kisingercampo.com">john.bailey@kisingercampo.com</a>		
FDOT PROJECT MANAGER	Carlton Daley	O: 321-319-8129 C: 407-832-1694		<a href="mailto:carlton.daley@dot.state.fl.us">carlton.daley@dot.state.fl.us</a>		
CONTRACTOR'S PROJECT MANAGER:	Jomo K. Forbes	O: 407-889-9844 C: 407-496-4274		<a href="mailto:JomoF@southlandconstruction.com">JomoF@southlandconstruction.com</a>		
ORANGE						
SR 482 (Sand Lake Road) from West of International Drive to East of Florida's Turnpike						
FIN #	407143-4-52-01, 407143-5-52-01, 407143-6-62-01					
CONTRACT #	T5552					
Conventional Pay Item						
PROJECT DESCRIPTION: Widen and reconstruct Sand Lake Boulevard from west of International Drive to east of Florida's Turnpike, including International Drive from Jamaican Court to North of Sand Lake Road						
					TIME	COST
CONTRACTOR:	Prince Contracting LLC	LET DATE:	6/08/2016	ORIGINAL:	1,050	\$75,824,482.00
FED. AID #:	MULT009R	NTP:	8/18/2016	CURRENT:	1,378	\$80,162,159.92
FUND TYPE	Construction	TIME BEGAN:	10/14/2016	ELAPSED:	1,319	\$76,789,644.16
		WORK BEGAN:	10/14/2016	% ORIGINAL:	125.62%	101.27%
		EST. COMPLETION:	Fall 2020	% TO DATE:	95.72%	95.79%
CONTACT			PHONE		EMAIL	
PROJECT ADMINISTRATOR	Robert Murphy	O: 407-875-8900 C: 813-918-6390		<a href="mailto:rbmurphy@transsystems.com">rbmurphy@transsystems.com</a>		
FDOT PROJECT MANAGER	Trevor Williams	O: 321-319-8138 C: 407-625-4360		<a href="mailto:trevor.williams@dot.state.fl.us">trevor.williams@dot.state.fl.us</a>		
CONTRACTOR'S PROJECT MANAGER:	Neil Parekh	O: 407-737-6741 C: 305-753-8621		<a href="mailto:nparekh@princecontracting.com">nparekh@princecontracting.com</a>		
ORANGE						
SR 414 (Maitland Blvd) from SR 400 (I-4) to CR 427 (Maitland Ave)						
FIN #	424217-1-52-01					
CONTRACT #	T5625					
Conventional Pay Item						
PROJECT DESCRIPTION: Widen of State Road (S.R.) 414 / Maitland Boulevard from east of Interstate 4 (I-4) (Hope Road) to east of County Road (C.R.) 427 (Maitland Avenue) from a suburban 4-lane facility to an urban 6-lane facility.						
					TIME	COST
CONTRACTOR:	Masci Construction	LET DATE:	10/31/2018	ORIGINAL:	480	\$7,136,709.34
FED. AID #:	D517056B	NTP:	1/07/2019	CURRENT:	598	\$7,530,254.00
FUND TYPE	Construction	TIME BEGAN:	2/6/2019	ELAPSED:	557	\$6,557,891.05
		WORK BEGAN:	2/6/2019	% ORIGINAL:	116.04%	91.89%
		EST. COMPLETION:	Late 2020	% TO DATE:	93.14%	87.09%
CONTACT			PHONE		EMAIL	
PROJECT ADMINISTRATOR	Peter Crespi	O: 407-278-2723 C: 407-325-9728		<a href="mailto:peter.crespi@dot.state.fl.us">peter.crespi@dot.state.fl.us</a>		
CONTRACTOR'S PROJECT MANAGER:	David Jewett	O: 386-322-4500 C: 386-281-9042		<a href="mailto:david.jewett@mascicg.com">david.jewett@mascicg.com</a>		

## Project Status Report as of August 16, 2020

ORANGE						
SR 435 (Kirkman Road) from North of SR 482 (Sand Lake Road) to South of SR 408 (excluding north of International Drive to Major Boulevard)						
FIN #	437341-1-52-01					
CONTRACT #	T5628					
Construction						
PROJECT DESCRIPTION: Milling and resurfacing Kirkman Road (State Road (S.R.) 435) from north of Sand Lake Road (S.R. 482) to south of S.R. 408						
					TIME	COST
CONTRACTOR:	Southland Construction Inc.	LET DATE:	5/22/2019	ORIGINAL:	650	\$16,216,216.21
FED. AID #:	D517084B	NTP:	7/16/2019	CURRENT:	703	\$16,216,216.21
FUND TYPE	Construction	TIME BEGAN:	8/15/2019	ELAPSED:	368	\$9,238,547.80
		WORK BEGAN:	8/15/2019	% ORIGINAL:	56.62%	56.97%
		EST. COMPLETION:	Spring 2021	% TO DATE:	52.35%	56.97%
CONTACT						
CONTACT			PHONE		EMAIL	
PROJECT ADMINISTRATOR		Dan Barbato	C: 561-719-9885		<a href="mailto:dbarbato@consoreng.com">dbarbato@consoreng.com</a>	
FDOT PROJECT MANAGER		Trevor Williams	O: 321-319-8138 C: 407-625-4360		<a href="mailto:trevor.williams@dot.state.fl.us">trevor.williams@dot.state.fl.us</a>	
CONTRACTOR'S PROJECT MANAGER:		Ed Devincenzo	C: 321-604-1767		<a href="mailto:Ed.Devincenzo@scifl.com">Ed.Devincenzo@scifl.com</a>	

ORANGE						
SR 551 (Goldenrod Road) from SR 426 (Aloma Avenue) to SR 50 (East Colonial Drive) and from SR 15 (Hoffner Avenue) to SR 552 (Curry Ford Road)						
FIN #	439235-1-52-01 & 437544-1-52-01					
CONTRACT #	T5669					
Construction						
<b>PROJECT DESCRIPTION:</b> The Florida Department of Transportation (FDOT) will resurface 2.5 miles of Goldenrod Road from East Colonial Drive to Aloma Avenue, and from SR 15 (Hoffner Avenue) to SR 552 (Curry Ford Road). The contractor will also install a new traffic signal at the intersection of North Palmetto Avenue, restripe the road to provide bike lanes, and upgrade pedestrian crossings, curb ramps and sidewalks. Safety modifications also include converting the current median configuration at Sun Key Boulevard and Waunatta Court to one that changes the ability of motorists to turn left onto Goldenrod Road.						
					TIME	COST
CONTRACTOR:	Middlesex Paving, LLC	LET DATE:	10/30/2019	ORIGINAL:	279	\$9,146,375.06
FED. AID #:		NTP:	1/08/2020	CURRENT:	296	\$9,146,375.06
FUND TYPE	Construction	TIME BEGAN:	2/27/2020	ELAPSED:	172	\$4,383,248.94
		WORK BEGAN:	2/27/2020	% ORIGINAL:	61.65%	47.92%
		EST. COMPLETION:	Late 2020	% TO DATE:	58.11%	47.92%
CONTACT			PHONE		EMAIL	
PROJECT ADMINISTRATOR		Cyril Fernandez	352-250-5946		<a href="mailto:cfernandez@consoreng.com">cfernandez@consoreng.com</a>	
FDOT PROJECT MANAGER		Jeff Oakes	407-278-2735		<a href="mailto:Jeff.Oakes@dot.state.fl.us">Jeff.Oakes@dot.state.fl.us</a>	

ORANGE						
SR500 /US441 (South Orange Blossom Trail) from North of Holden Avenue to 36th Street						
FIN #	439679-1-52-01					
CONTRACT #	T5653					
Construction						
PROJECT DESCRIPTION: Enhancing pedestrian safety along South Orange Blossom Trail from north of Holden Avenue to 36th Avenue in Orlando by installing six pedestrian hybrid beacons, or PHBs.						
					TIME	COST
CONTRACTOR:	PowerCore, Inc.	LET DATE:	3/27/2019	ORIGINAL:	140	\$782,050.00
FED. AID #:	D518038B	NTP:	5/28/2019	CURRENT:	169	\$788,307.01
FUND TYPE	Construction	TIME BEGAN:	9/25/2019	ELAPSED:	246	\$669,394.86
		WORK BEGAN:	9/30/2019	% ORIGINAL:	175.71%	85.59%
		EST. COMPLETION:	Summer 2020	% TO DATE:	145.56%	84.92%
CONTACT						
CONTACT			PHONE		EMAIL	
PROJECT ADMINISTRATOR		Ryan Flipse	O: 321-319-8134 C: 407-625-0342		<a href="mailto:ryan.flipse@dot.state.fl.us">ryan.flipse@dot.state.fl.us</a>	
CONTRACTOR'S PROJECT MANAGER:		Bill Ross	C: 217-766-1278		<a href="mailto:brross@powercore.us">brross@powercore.us</a>	



Outside Consultant

In-House Construction

Maintenance

## Project Status Report as of August 16, 2020

ORANGE						
SR 50 (West Colonial Drive) from Tampa Ave/Country Lane to SR 500/US 441 (North Orange Blossom Trail)						
FIN #	439236-1-52-01					
CONTRACT #	E5Z85					
Construction						
PROJECT DESCRIPTION: Resurfacing State Road (S.R.) 50 (West Colonial Drive) from Tampa Avenue/Country Lane to S.R. 500/U.S. 441 (Orange Blossom Trail).						
					TIME	COST
CONTRACTOR:	D.A.B Constructors, Inc.	LET DATE:	8/06/2019	ORIGINAL:	130	\$1,444,444.44
FED. AID #:		NTP:	10/09/2019	CURRENT:	174	\$1,444,444.44
FUND TYPE	Construction	TIME BEGAN:	11/8/2019	ELAPSED:	237	\$1,353,384.24
		WORK BEGAN:	1/6/2020	% ORIGINAL:	182.31%	93.70%
		EST. COMPLETION:	Summer 2020	% TO DATE:	136.21%	93.70%
FINAL ACCEPTED 7/28/2020						
CONTACT			PHONE		EMAIL	
PROJECT ADMINISTRATOR		Ryan Flipse	O: 321-319-8134 C: 407-625-0342		<a href="mailto:ryan.flipse@dot.state.fl.us">ryan.flipse@dot.state.fl.us</a>	
CONTRACTOR'S ASSISTANT PROJECT MANAGER:		Will Gelner	C: 352-363-9196		<a href="mailto:WillG@dabcon.com">WillG@dabcon.com</a>	

ORANGE						
Orange County Gap Segment 1 from Clarcona - Ocoee Road to West Orange Trail						
FIN #	436435-1					
CONTRACT #	T5618					
Construction						
PROJECT DESCRIPTION: The purpose of this project is to construct the portion of the Coast-to-Coast Trail from Clarcona-Ocoee Road to the West Orange Trail.						
					TIME	COST
CONTRACTOR:	D.A.B Constructors, Inc.	LET DATE:	1/29/2020	ORIGINAL:	60	\$249,699.55
FED. AID #:		NTP:	3/30/2020	CURRENT:	92	\$249,699.55
FUND TYPE	Construction	TIME BEGAN:	4/20/2020	ELAPSED:	92	\$238,354.15
		WORK BEGAN:	4/20/2020	% ORIGINAL:	153.33%	95.46%
		EST. COMPLETION:	Summer 2020	% TO DATE:	100.00%	95.46%
CONTACT			PHONE		EMAIL	
PROJECT ADMINISTRATOR		Cyril Fernandez	352-250-5946		<a href="mailto:cfernandez@consoreng.com">cfernandez@consoreng.com</a>	
FDOT PROJECT MANAGER		Jeff Oakes	407-278-2735		<a href="mailto:Jeff.Oakes@dot.state.fl.us">Jeff.Oakes@dot.state.fl.us</a>	
CONTRACTOR'S ASSISTANT PROJECT MANAGER:		Jennifer Lima	407-755-1023		<a href="mailto:jlima@consoreng.com">jlima@consoreng.com</a>	

ORANGE						
SR 15 (Conway Rd) and SR 552 (Curry Ford Rd)						
FIN #	439133-1-52-01					
CONTRACT #	E50A0					
Construction						
PROJECT DESCRIPTION: Reconstructing the existing traffic signals at the intersection of Conway Road (State Road (S.R.) 15) and Curry Ford Road (S.R. 552).						
					TIME	COST
CONTRACTOR:	Traffic Engineering and Management, LLC	LET DATE:	2/04/2020	ORIGINAL:	140	\$1,190,354.00
FED. AID #:		NTP:	4/09/2020	CURRENT:	140	\$1,190,354.00
FUND TYPE	Construction	TIME BEGAN:	8/7/2020	ELAPSED:	1	\$30,908.00
		WORK BEGAN:	8/7/2020	% ORIGINAL:	0.71%	2.60%
		EST. COMPLETION:	Early 2021	% TO DATE:	0.71%	2.60%
CONTACT			PHONE		EMAIL	
PROJECT ADMINISTRATOR		Carlton Daley	O: 321-319-8129 C: 407-832-1694		<a href="mailto:carlton.daley@dot.state.fl.us">carlton.daley@dot.state.fl.us</a>	
CONTRACTOR'S PROJECT MANAGER:		Dave Elliot	C: 407-448-1706		<a href="mailto:delliott@controlspecialists.com">delliott@controlspecialists.com</a>	



Outside Consultant

In-House Construction

Maintenance

## Project Status Report as of August 16, 2020

OSCEOLA						
SR 600/US 17-92 from West of Poinciana Boulevard to CR 535						
FIN #	239714-1-52-01					
CONTRACT #	E5Z33					
Conventional Pay Item						
PROJECT DESCRIPTION: Widening U.S. 17-92 from two to four lanes.						
					TIME	COST
CONTRACTOR:	Southland Construction, Inc.	LET DATE:	10/02/2018	ORIGINAL:	1,000	\$23,467,500.98
FED. AID #:	N/A	NTP:	12/07/2018	CURRENT:	1,057	\$23,672,889.01
FUND TYPE	Construction	TIME BEGAN:	2/5/2019	ELAPSED:	559	\$9,398,841.00
		WORK BEGAN:	2/5/2019	% ORIGINAL:	55.90%	40.05%
		EST. COMPLETION:	Spring 2022	% TO DATE:	52.89%	39.70%
CONTACT			PHONE		EMAIL	
PROJECT ADMINISTRATOR		George Sawaya	C: 407-509-6396		<a href="mailto:georgesawaya@hillintl.com">georgesawaya@hillintl.com</a>	
FDOT PROJECT MANAGER		Ryan Flipse	O: 321-319-8134 C: 407-625-0342		<a href="mailto:Ryan.Flipse@dot.state.fl.us">Ryan.Flipse@dot.state.fl.us</a>	
CONTRACTOR'S PROJECT MANAGER:		George Jaoude	C: 321-230-2559		<a href="mailto:GeorgeJ@southlandconstruction.com">GeorgeJ@southlandconstruction.com</a>	

OSCEOLA						
US 441 from North of Tyson Creek Bridge to US 192						
FIN #	437543-1-52-01					
CONTRACT #	E50A4					
Conventional Pay Item						
RPROJECT DESCRIPTION: Resurfacing U.S. 441 (State Road (S.R.) 15) from north of the Tyson Creek Bridge to U.S. 192 (S.R. 500).						
					TIME	COST
CONTRACTOR:	Preferred Materials, Inc.	LET DATE:	1/07/2020	ORIGINAL:	180	\$7,148,284.49
FED. AID #:	N/A	NTP:	3/09/2020	CURRENT:	197	\$7,148,284.49
FUND TYPE	Construction	TIME BEGAN:	5/7/2020	ELAPSED:	102	\$1,984,150.17
		WORK BEGAN:	5/7/2020	% ORIGINAL:	56.67%	27.76%
		EST. COMPLETION:	Fall 2020	% TO DATE:	51.78%	27.76%
CONTACT			PHONE		EMAIL	
PROJECT ADMINISTRATOR		Terry Phillips	C: 386-785-7647		<a href="mailto:TPhillips@aeengineeringinc.com">TPhillips@aeengineeringinc.com</a>	
FDOT PROJECT MANAGER		Trevor Williams	O: 321-319-8138 C: 407-625-4360		<a href="mailto:trevor.williams@dot.state.fl.us">trevor.williams@dot.state.fl.us</a>	
CONTRACTOR'S PROJECT MANAGER:		Logan Miller	C: 407-494-7009		<a href="mailto:logan.miller@preferredmaterials.com">logan.miller@preferredmaterials.com</a>	

OSCEOLA						
Osceola County Pedestrian Lighting Bundle A						
FIN #	439885-1-52-01					
CONTRACT #	T5645					
Construction						
PROJECT DESCRIPTION: Installing Light Emitting Diode (LED) fixtures at signalized intersections along U.S. 192, Main Street (U.S. 17-92), and Vine Street (U.S. 192).						
					TIME	COST
CONTRACTOR:	PowerCore, Inc.	LET DATE:	4/24/2020	ORIGINAL:	210	\$920,856.41
FED. AID #:		NTP:	6/24/2020	CURRENT:	213	\$890,520.68
FUND TYPE	Construction	TIME BEGAN:	8/24/2020	ELAPSED:	23	\$327,708.81
		WORK BEGAN:	8/24/2020	% ORIGINAL:	10.95%	35.59%
		EST. COMPLETION:	Early 2021	% TO DATE:	10.80%	36.80%
CONTACT			PHONE		EMAIL	
PROJECT ADMINISTRATOR		Ryan Flipse	O: 321-319-8134 C: 407-625-0342		<a href="mailto:ryan.flipse@dot.state.fl.us">ryan.flipse@dot.state.fl.us</a>	
CONTRACTOR'S PROJECT MANAGER:		August Schroeder	C: 443-301-7257		<a href="mailto:aschroeder@powercore.us">aschroeder@powercore.us</a>	



Outside Consultant  
In-House Construction  
Maintenance

## Project Status Report as of August 16, 2020

SEMINOLE						
Widening US 17/92 from Shepard Road to Lake Mary Boulevard						
FIN #	240196-1-52-01					
CONTRACT #	T5557					
Conventional Pay Item						
PROJECT DESCRIPTION: Reconstruct US 17/92 from Shepard Road to Lake Mary Boulevard from a rural four-lane roadway to an urban six-lane roadway. This contract includes construction of a new bridge to replace the existing box culvert at Soldiers Creek.						
					TIME	COST
CONTRACTOR:	Bergeron Land Development	LET DATE:	12/09/2015	ORIGINAL:	990	\$53,326,000.00
FED. AID #:	N/A	NTP:	2/09/2016	CURRENT:	1,531	\$55,680,233.84
FUND TYPE	Construction	TIME BEGAN:	5/31/2016	ELAPSED:	1,504	\$51,395,879.99
		WORK BEGAN:	5/31/2016	% ORIGINAL:	151.92%	96.38%
		EST. COMPLETION:	Fall 2020	% TO DATE:	98.24%	92.31%
CONTACT			PHONE		EMAIL	
PROJECT ADMINISTRATOR		Chris Davis	O: 321-972-8616 C: 407-466-4151		<a href="mailto:cdavis@metriceng.com">cdavis@metriceng.com</a>	
FDOT PROJECT MANAGER		Jeff Oakes	O: 407-482-7835 C: 407-832-1354		<a href="mailto:jeff.oakes@dot.state.fl.us">jeff.oakes@dot.state.fl.us</a>	
CONTRACTOR'S PROJECT MANAGER:		Lauren Cowan	C: 954-594-0396		<a href="mailto:lcowan@bergeroninc.com">lcowan@bergeroninc.com</a>	

LAKE AND SEMINOLE COUNTIES						
SR 429/46 from west of Old McDonald Road to east of Wekiva Park Road (Wekiva Parkway Section 6)						
FIN #	238275-7-52-01					
CONTRACT #	E5Y47					
Design Build						
PROJECT DESCRIPTION: Design 5.5 miles of limited access toll road largely along the existing State Road 46 corridor from west of Old MacDonald Road to east of Wekiva Park Road. The project will include designing: an additional non-tolled, service road for local travel; a new, higher-profile bridge that is aesthetically pleasing over the Wekiva River; and, three wildlife bridges to allow animals to pass safely between the Seminole State Forest, Rock Springs Run State Reserve and Lower Wekiva River Preserve.						
					TIME	COST
CONTRACTOR:	Superior Construction Co. Southeast	LET DATE:	3/22/2017	ORIGINAL:	1,270	\$234,544,468.00
FED. AID #:	3141036P	NTP:	6/27/2017	CURRENT:	1,591	\$237,401,159.11
FUND TYPE	Design Build	TIME BEGAN:	10/18/2017	ELAPSED:	1,147	\$192,803,147.25
		WORK BEGAN:	10/18/2017	% ORIGINAL:	90.31%	82.20%
		EST. COMPLETION:	Late Fall 2021	% TO DATE:	72.09%	81.21%
CONTACT			PHONE		EMAIL	
CEI PROJECT ADMINISTRATOR		Arnaldo Larrazabal	C: 786-205-2699		<a href="mailto:arnaldo.larrazabal@rsandh.com">arnaldo.larrazabal@rsandh.com</a>	
FDOT PROJECT MANAGER:		Rick Vallier	O: 386-943-5283 C: 386-846-4149		<a href="mailto:rick.vallier@dot.state.fl.us">rick.vallier@dot.state.fl.us</a>	
CONTRACTOR'S PROJECT MANAGER:		Jeremy Andrews	C: 904-509-0868		<a href="mailto:jandrews@superiorfla.com">jandrews@superiorfla.com</a>	

LAKE AND SEMINOLE COUNTIES						
SR 429/46 from Wekiva Park Road to Orange Boulevard (Wekiva Parkway Section 7A)						
FIN #	240200-2					
CONTRACT #	T5626					
Design Build						
PROJECT DESCRIPTION: This project includes 3.53 miles of limited access toll road largely along the existing State Road 46 corridor from a half mile east of Wekiva Park Road to Orange Boulevard. The project also includes design of a non-tolled road for local travel.						
					TIME	COST
CONTRACTOR:	Liberty Mutual Insurance	LET DATE:	12/06/2017	ORIGINAL:	1,454	\$108,299,973.17
FED. AID #:	3141042P	NTP:	3/02/2017	CURRENT:	1,582	\$108,496,429.47
FUND TYPE	Design Build	TIME BEGAN:	4/2/2018	ELAPSED:	835	\$68,536,019.82
		WORK BEGAN:	4/2/2018	% ORIGINAL:	57.43%	63.28%
		EST. COMPLETION:	Fall 2022	% TO DATE:	52.78%	63.17%
CONTACT			PHONE		EMAIL	
CEI PROJECT ADMINISTRATOR		David Bowden	O: 386-333-9537 C: 407-873-1905		<a href="mailto:dbowden@go-IEI.com">dbowden@go-IEI.com</a>	
FDOT PROJECT MANAGER:		Jeff Oakes	O: 407-482-7835 C: 407-832-1354		<a href="mailto:jeff.oakes@dot.state.fl.us">jeff.oakes@dot.state.fl.us</a>	
CONTRACTOR'S PROJECT MANAGER:		Allan Fadullon	C: 954-594-5848		<a href="mailto:afadullon@semaconstruction.com">afadullon@semaconstruction.com</a>	



Outside Consultant
In-House Construction
Maintenance



## Project Status Report as of August 16, 2020

SEMINOLE COUNTY						
SR 429/46 from Orange Boulevard to Rinehart Road (Wekiva Parkway Section 8)						
FIN #	240200-4					
CONTRACT #	E5Z18					
Design Build						
PROJECT DESCRIPTION: Construct 2.63 miles of limited access toll road from Orange Boulevard to east of Rinehart Road. The project will include the new Wekiva Parkway interchange at I-4 that will connect with State Road 417.						
					TIME	COST
CONTRACTOR:	Lane Construction Corporation	LET DATE:	8/22/2018	ORIGINAL:	1,400	\$253,332,000.00
FED. AID #:	D517015B	NTP:	10/26/2018	CURRENT:	1,621	\$254,931,702.26
FUND TYPE	Design Build	TIME BEGAN:	10/26/2018	ELAPSED:	662	\$100,812,702.25
		WORK BEGAN:	10/26/2018	% ORIGINAL:	47.29%	39.79%
		EST. COMPLETION:	Spring 2023	% TO DATE:	40.84%	39.54%
CONTACT			PHONE		EMAIL	
CEI SENIOR PROJECT ENGINEER		Bill Wages	O: 407-644-1898 C: 407-948-8281		<a href="mailto:bwages@metriceng.com">bwages@metriceng.com</a>	
FDOT PROJECT MANAGER:		Kevin Hayden	O: 386-943-5284		<a href="mailto:kevin.hayden@dot.state.fl.us">kevin.hayden@dot.state.fl.us</a>	
CONTRACTOR'S PROJECT MANAGER:		Kurt Matthiasmeier	C: 407-908-3229		<a href="mailto:kwmathiasmeier@laneconstruct.com">kwmathiasmeier@laneconstruct.com</a>	

SEMINOLE						
PedSafe Greenway Deployment						
FIN #	440821-1-52-01					
CONTRACT #	T5639					
Conventional Pay Item						
PROJECT DESCRIPTION: The improvements under this contract consist of an innovative pedestrian and bicycle collision avoidance system that utilizes connected vehicle (CV)						
					TIME	COST
CONTRACTOR:	Chinchor Electric Inc	LET DATE:	5/22/2019	ORIGINAL:	500	\$9,972,132.34
FED. AID #:	N/A	NTP:	8/05/2019	CURRENT:	530	\$9,972,132.34
FUND TYPE	Construction	TIME BEGAN:	9/4/2019	ELAPSED:	347	\$8,395,356.40
		WORK BEGAN:	9/4/2019	% ORIGINAL:	69.40%	84.19%
		EST. COMPLETION:	Spring 2021	% TO DATE:	65.47%	84.19%
CONTACT			PHONE		EMAIL	
PROJECT ADMINISTRATOR		Jeff Oakes	O: 407-482-7835 C: 407-832-1354		<a href="mailto:jeff.oakes@dot.state.fl.us">jeff.oakes@dot.state.fl.us</a>	
CONTRACTOR'S PROJECT MANAGER:		Brian Silva	407-509-2209		<a href="mailto:bsilva@chinchorelectric.com">bsilva@chinchorelectric.com</a>	

SEMINOLE						
SR 436 from Boston Avenue to Anchor Road						
FIN #	434931-1-52-01					
CONTRACT #	T5680					
Conventional Pay Item						
PROJECT DESCRIPTION: The Florida Department of Transportation (FDOT) is improving roadway conditions on State Road (S.R.) 436 in Altamonte Springs. As part of these improvements, the roadway will be widened to add an additional eastbound left turn lane at the intersection S.R. 436 and Ronald Reagan Boulevard (County Road 427). The FDOT will also reconstruct sidewalks, improve drainage and perform traffic signal work along S.R. 436 from Boston Avenue to Anchor Road.						
					TIME	COST
CONTRACTOR:	Masci Construction, Inc.	LET DATE:	10/30/2019	ORIGINAL:	368	\$4,976,836.09
FED. AID #:	N/A	NTP:	1/09/2020	CURRENT:	382	\$4,976,836.09
FUND TYPE	Construction	TIME BEGAN:	5/4/2020	ELAPSED:	103	\$1,371,362.52
		WORK BEGAN:	5/4/2020	% ORIGINAL:	27.99%	27.55%
		EST. COMPLETION:	Summer 2021	% TO DATE:	26.96%	27.55%
CONTACT			PHONE		EMAIL	
PROJECT ADMINISTRATOR		Kim Navarro	O: 407-278-2729		<a href="mailto:kim.navarro@dot.state.fl.us">kim.navarro@dot.state.fl.us</a>	
CONTRACTOR'S PROJECT MANAGER:		David Jewett	386-322-4500, 386-281-9042		<a href="mailto:david.jewett@mascicg.com">david.jewett@mascicg.com</a>	



Outside Consultant

In-House Construction

Maintenance

## Project Status Report as of August 16, 2020

SEMINOLE						
Countywide ATMS-DMS Phase 1 Seminole County						
FIN #	441211-1-52-01					
CONTRACT #	E5Z94					
Design Build						
PROJECT DESCRIPTION: This project will involve the removal of 20 existing arterial dynamic message signs (ADMS), including existing sign structures and foundations, and installation of new ADMS with supporting sign structures and foundations. Work will also include the addition of 12 closed-circuit television (CCTV) cameras at various intersections in Seminole County.						
					TIME	COST
CONTRACTOR:	Traffic Management Solutions, Inc.	LET DATE:	3/15/2019	ORIGINAL:	430	\$4,278,000.00
FED. AID #:	N/A	NTP:	5/23/2019	CURRENT:	456	\$4,278,000.00
FUND TYPE	Construction	TIME BEGAN:	5/23/2019	ELAPSED:	256	\$1,972,608.00
		WORK BEGAN:	5/23/2019	% ORIGINAL:	59.53%	46.11%
		EST. COMPLETION:	Fall 2021	% TO DATE:	56.14%	46.11%
CONTACT			PHONE		EMAIL	
PROJECT ADMINISTRATOR		Kim Navarro	O: 407-278-2729		<a href="mailto:kim.navarro@dot.state.fl.us">kim.navarro@dot.state.fl.us</a>	
CONTRACTOR'S PROJECT MANAGER:		Chris Sandroni	C: 386-562-6116		<a href="mailto:chriss@trafficmgmtsolutions.com">chriss@trafficmgmtsolutions.com</a>	



Outside Consultant

In-House Construction

Maintenance



## *Florida Department of Transportation*

RON DESANTIS  
GOVERNOR

719 South Woodland Boulevard  
DeLand, FL 32720

KEVIN J. THIBAUT, P.E.  
SECRETARY

7, 2020

Re: Statewide Mobility Week (October 30 through November 6, 2020)

Dear Community Partner,

On behalf of the Florida Department of Transportation (FDOT), I would like to invite your agency to participate in the third annual ***Statewide Mobility Week*** from October 30 through November 6. Mobility Week is a coordinated and concentrated celebration of activities to promote safe, multimodal transportation choices. During Mobility Week, partner agencies across the state host events and offer special promotions to encourage Floridians to try new transportation options.

Mobility Week was originally launched in 2016 in Central Florida as a FDOT District 5 initiative. Since its inception, our community partners have embraced the idea of collaboratively promoting safety and the use of transportation alternatives. The goal of promoting safe and sustainable transportation choices is not just embodied in the Florida Transportation Plan, but also in the regional long-range plans and local comprehensive plans of many of our partners.

During Mobility Week 2019, 235 partners hosted 193 events across 53 counties. In Central Florida alone, we hosted 50 events across nine counties with a message of promoting safe transportation choices. Last year's events included transit travel trainings, transit awareness events, free transit rides, group bicycle rides, bicycle helmet fittings, commuter travel choices events, walking tours and audits, professional workshops, community events, and other pedestrian and bicycle safety awareness events.

Considering recent developments, we are thinking of strategies that would make Mobility Week more resilient and exploring opportunities to host events virtually. Please check our website for updates on any upcoming changes.

The success of this initiative relies heavily on community partners like you. I hope you will join us as a partner agency and host events during the 2020 Mobility Week. Please e-mail us at [contact@mobilityweekfl.com](mailto:contact@mobilityweekfl.com) if you have any questions or would like to register as a partner. To learn more, please visit [www.mobilityweekfl.com](http://www.mobilityweekfl.com). I look forward to another great year.

Sincerely,

A handwritten signature in blue ink, appearing to read "J. Perdue", is written over a light blue horizontal line.

Jared W. Perdue, P.E.  
Interim District Five Secretary

*Improve Safety, Enhance Mobility, Inspire Innovation*



250 SOUTH ORANGE AVENUE  
SUITE 200  
ORLANDO, FLORIDA 32801

PH: 407.481.5672  
FX: 407.481.5680  
[WWW.METROPLANORLANDO.ORG](http://WWW.METROPLANORLANDO.ORG)

July 16, 2020

Mr. Ronald Batory  
Administrator  
Federal Railroad Administration  
1200 New Jersey Avenue, SE  
Washington, DC 20590

Subject: FY 2020 Federal Railroad Administration's Federal-State Partnership for State of Good Repair Program-SunRail Phase 2 South Capacity Improvement Project

Dear Administrator Batory:

On behalf of the MetroPlan Orlando Governing Board, I am pleased to provide this letter in support of the Federal Railroad Administration's Federal-State Partnership for State of Good Repair Program. MetroPlan Orlando is the federally designated metropolitan planning organization for Orange, Osceola, and Seminole Counties. Our region is home to approximately 2.1 million people and is growing. We also serve a significant tourist population; in 2018 we welcomed 75 million visitors to Central Florida. The grant sought by FDOT is to improve railroad infrastructure that not only benefits SunRail commuter service but intercity passenger and freight operations as well.

Florida's population and the need to provide transportation options continue to grow. Through cooperation among the local, state, and federal governments, commuter rail service in Central Florida has been a success story highlighting true regional partnership. SunRail services have enhanced the transportation and economic vitality of the Central Florida region. The Central Florida Rail Corridor (CFRC) not only hosts SunRail commuter rail service, but also shares the corridor with CSX Transportation (CSXT) and Amtrak. This makes it an ideal candidate project under the State of Good Repair Program.

This grant request is for the SunRail Phase 2 South Capacity Improvement Project. Improvements include adding a second mainline track over a 1.7-mile section between Donegan Avenue and Neptune Road in the City of Kissimmee. This increased rail capacity, along with subsequent enhancement in operational safety, not only benefits SunRail service but also provides additional capacity to CSX and Amtrak. A safe and reliable transportation network is critical to regional success and growth of Florida's economy.

I am confident that FDOT's grant application will merit your full and fair consideration. If you require further assistance, please feel free to contact me.

Sincerely,

Commissioner Bob Dallari, Chairman  
MetroPlan Orlando



250 SOUTH ORANGE AVENUE  
SUITE 200  
ORLANDO, FLORIDA 32801

PH: 407.481.5672  
FX: 407.481.5680  
[WWW.METROPLANORLANDO.ORG](http://WWW.METROPLANORLANDO.ORG)

August 21, 2020

Program Officer  
Disaster Resilience Research Grants (DRRG)  
Division of Civil, Mechanical & Manufacturing Innovation (ENG/CMMI)  
National Science Foundation  
2415 Eisenhower Avenue, Alexandria, Virginia 22314

Dear Jacqueline R. Meszaros:

If the proposal submitted by Dr. Naim Kapucu, Dr. Qian Hu, Dr. Abdul-Akeem Sadiq, and Dr. Samiul Hasan, entitled "Network Governance for Enhancing Urban Infrastructure Resilience to Disasters," is selected for funding by NSF, it is my intent to collaborate and/or commit resources as detailed in the Project Description or the Facilities, Equipment and Other Resources section of the proposal.

Sincerely,

Gary Huttman, AICP  
Executive Director

August 17, 2020

The Honorable Mitch McConnell  
Majority Leader  
United States Senate  
Washington, DC 20510

The Honorable Chuck Schumer  
Minority Leader  
United States Senate  
Washington, DC 20510

The Honorable Nancy Pelosi  
Speaker  
United States House of Representatives  
Washington, DC 20515

The Honorable Kevin McCarthy  
Republican Leader  
United States House of Representatives  
Washington, DC 20515

Dear Leader McConnell, Speaker Pelosi, Leader Schumer, and Leader McCarthy,

The undersigned organizations, representing metropolitan, regional, and rural planning organizations from across the nation, are writing to express significant concerns about specific elements related to the 2020 United States census, namely: the reduction, by one month, in the amount of time available for data collection; the implementation of differential privacy; and the treatment of population counts for communities with colleges, universities, and other educational institutions impacted by the COVID-19 pandemic.

We are particularly troubled by changes recently announced by the U.S. Census Bureau to reduce the time allotted for in-person and virtual data collection by one month. Moving up the date on which the Complete Count effort will end, from October 31 to September 30, will sacrifice data comprehensiveness and accuracy in the interest of speed. As recently as April, Census Bureau Director Steven Dillingham sought statutory relief to allow for additional time to deliver its apportionment counts in response to challenges arising from the COVID-19 pandemic. This was to, in part, “ensure a complete and accurate count of all communities.” Most states and cities trail their response rate from 2010, and an abrupt change in the end of data collection makes it more likely that these response rates will not catch up to previous levels.

The shortened data collection period will result in a more significant undercount of so-called “hard to count” populations, including minority populations, young children, and those with no or poor internet access. This last category is particularly notable for the 2020 census, which relied much more heavily than in the past on virtual data collection. Minority and lower-income households lack internet connectivity at much higher rates, further exacerbating the ongoing challenge of properly counting these communities. Additional time is required, therefore, for the Census Bureau to properly conduct in-person interviews and other outreach with these households to ensure they are properly represented in the final counts.

Regional, rural, and metropolitan planning organizations, and the communities in which we operate, rely upon and are impacted by census data in several important ways. Census data are used to calibrate and validate the transportation and land-use models that we use to evaluate our transportation systems and prioritize projects; census data determines which communities have sufficient population to designate a metropolitan planning organization (MPO) and which of those are designated as transportation management areas (TMAs); census data is necessary for our organizations to demonstrate compliance with Title VI, Environmental Justice, and Limited English Proficiency requirements of federal law; and

census data helps determine how trillions of dollars of federal funds will flow to states over the next 10 years and how funds will be distributed within states. As a result, an undercount caused by the reduction in time available for data collection can have significant impact on these communities and are particularly harmful for the “hard to count” populations. Communities with higher proportions of “hard to count” residents may not receive proper federal and state support due to an undercount.

Policymakers and practitioners utilize several tools and methods that rely on census data. For example, the Environmental Protection Agency (EPA) uses census data in its Environmental Justice Screening and Mapping Tool. Tools such as this allow for decisionmakers to identify communities that are negatively and disproportionately impacted by environmental hazards and ensure that environmental statutes and protections such as the Clean Air Act and the Safe Drinking Water Act are equitably enforced. It is also important to note that there are several federal funding programs that rely on census data or census-derived data, including the Federal Transit Administration (FTA) Capital Investment Grants. Without accurate census counts, critical tools, funding, and programs will be compromised and “hard to count” communities will suffer.

As organizations that rely on Census Bureau data to make informed policy and infrastructure investment decisions, the reduced census timeline raises troubling possibilities. Therefore, we strongly request that the administration reconsider this decision and provide additional time to ensure as comprehensive a survey as possible is performed.

In addition to the reduced census timeline, two other census-related issues raise concern for our organizations.

First, differential privacy (DP), the process by which the Census Bureau is attempting to ensure the confidentiality of individual respondents, may have similarly serious consequences on the allocation of federal funds, proportional representation, and the data that informs decision-making at every level of government and across the private sector. The use of DP will change important designations such as Opportunity Zones, Environmental Justice Areas, Qualified Census Tracts, and many others. DP appears to have particularly serious problems in very high population areas (where DP results in undercounts, undermining resource distribution) and very small population areas (where DP causes greater levels of data inaccuracy, undermining reliability). We encourage the Bureau to ensure that efforts to protect respondent confidentiality do not incorporate systematic biases that undermine the usability and reliability of census-derived data (including through the American Community Survey).

Second, the unprecedented situation regarding COVID-19 and its impact on university and college communities have altered response rates in those towns and cities. In the spring, millions of students were unable to remain at school when campuses were closed due to the coronavirus. Many of these students returned to the communities where their parents live and for those that remained, response rates in many cases remain far below historic levels. Given that the campus closures are a temporary measure, it would be grossly unfair to the many communities across the nation that house our colleges and universities to drastically undercount their population and deny them adequate funding and proportional representation as a result. While we appreciate the efforts the Census Bureau has taken to address this concern, student privacy requirements and other factors may yet prevent accurate counts in some communities. Reducing the Complete Count effort by 30 days will only serve to exacerbate this problem. We strongly request that the Census Bureau work to ensure an accurate count in each

community that houses a college, university, or other educational institution impacted by the COVID-19 pandemic.

Finally, given that the results of the decennial census will directly impact regional, rural, and metropolitan planning organizations, and the communities in which we operate, we recommend that the Census Bureau establish a working group with the Federal Highway Administration (FHWA) and the Federal Transit Administration (FTA) as a way to mitigate the concerns outlined in this letter once the counts are completed.

The census process will impact every state, community, and region in the nation. It is in everybody's interest that the Census Bureau be given the time and resources necessary to complete its work in a comprehensive and accurate manner. We look forward to continuing our efforts, as partners with the Census Bureau, to help make this outcome a reality.

Sincerely,





**MPOAC**

**The Florida Metropolitan Planning Organization Advisory Council**

*Commissioner Nick Maddox  
Chair*

## **MPOAC Year-End Legislative Summary**

### **07/28/2020**

#### **Overview**

Friends, welcome back! We are pleased to share with you a newsletter summarizing the bills passed during the 2020 legislative session. In place of the usual list of all transportation related bills filed, is a list of bills that passed both chambers and were then sent to the Governor for approval. This will allow you have a one-stop summary of bills passed so you are kept aware of what has happened and what has changed in our transportation world. Many bills had not been sent to the Governor right away for his action so reporting anything to you earlier would not have been informative. At the time of publication, two bills are still pending action by the Governor. The delay in sending bills to the Governor is presumed to be because of the Coronavirus problems that have taken the Governor's attention. In fact, speaking of Coronavirus.....

The last newsletter of the legislative session talked about Coronavirus. It opened with this Coronavirus question: "Should we say anything more or just end the newsletter there? That would be the one-word summary of the last week and a word your retirement account hates right now. There is more to Florida than this though." Funny how those words seem appropriate still today. OK, I am hearing that most retirement accounts are actually doing pretty well, mine included, thankfully. And there is more to Florida, but Coronavirus seems to be that annoying house guest that we just can't get to leave. We will all remember 2020 and may describe it with words that we would not want our grandmother or children to hear come from our mouths. Hopefully 2021 will be much gentler with us.

The Governor signed a budget and the transportation side of it did well. We avoided cuts to our funding. Frankly, given how revenues were declining at the end of session, avoiding cuts is a big win. Recent reports stated that for the state fiscal year ended June 30<sup>th</sup>, revenues came in \$1.9B lower than projected. That is a huge hit to revenues and the impact to the budget is going to hurt, hurt like falling off a bike on concrete at considerable speed. Looking back to the budget for the current fiscal year, I cannot say that earmarks did well, but given the hit to revenues due to coronavirus, we should not be surprised. The hit to local budgets, especially those areas that used to enjoy a lot of tourism, well that is not a pretty thought either – I am thinking of concrete and scraped elbows again. Happily, reports that some of the housing markets are holding on is good to hear, there may be some bright spots in our economy and hopefully they will lead the way when we get back to something resembling normal.

---

*Carl Mikyska, Executive Director*

605 Suwannee Street, MS 28B · Tallahassee, Florida 32399-0450

1-866-374-3368 x 4037 or 850-414-4062 · Fax 850-414-4895

[www.mpoac.org](http://www.mpoac.org)

So you have an idea of what was included in the approved budget for transportation, here is a high level summary of the transportation budget:

- \$9.8 Billion overall, \$9.2 for the state transportation work program.
- \$2.5B for highway construction which includes 101 new lane miles.
- \$840M for resurfacing, 2,073 lane miles.
- \$125M for seaport infrastructure improvements.
- \$401M for aviation improvements, includes \$85M for spaceports.
- \$436M for bridges, replacement of 17 and repairs to 90 bridges.
- \$886M investment in rail/transit projects.
- \$236M for safety initiatives.

The 2020 regular session began on January 14<sup>th</sup>, was scheduled to end on March 13<sup>th</sup> and the final vote was taken on the 20<sup>th</sup>.

Grab a cup of coffee and enjoy this summary edition of the MPOAC Legislative Update.

### Legislation signed into law

This is a summary of all transportation related bills that were signed into law (or are pending signature) by the Governor following the 2020 session of the Florida Legislature. The bills are listed in numerical order for your convenience. Each entry includes a summary of the key points of the law, the date signed by the Governor, and the effective date.

#### **HB 37: School Bus Safety**

The bill increases the minimum civil penalty for failure to stop for a school bus to \$200 and the period of time that the Department of Highway Safety and Motor Vehicles (DHSMV) must suspend the driver license of the driver for any subsequent offenses committed within five years to not less than 180 days and not more than one year.

The bill also increases the minimum civil penalty for passing a school bus on the side that children enter and exit to \$400. For a subsequent offense within five years, the DHSMV must suspend the driver license of the driver for not less than 360 days and not more than two years.

**Date signed by Governor:** June 20, 2020  
**Effective date:** January 1, 2021

#### **HB 133: Towing and Immobilizing Vehicles and Vessels**

The bill makes the following changes to current law relating to the towing of vehicles and vessels:

- Incorporates vessels into the regulatory scheme for the towing of vehicles;
- Prohibits a county or municipality from enacting an ordinance or rule that imposes a fee or charge on authorized wrecker operators or towing businesses for performing towing services;
- Defines the term "towing business" to mean a business that provides towing services for monetary gain;
- Authorizes a county or municipality to impose an administrative fee on the registered owner or lienholder of a vehicle or vessel removed and impounded by an authorized wrecker operator or towing business, as long as the fee does not exceed 25 percent of the

local jurisdiction's maximum towing rate. An authorized wrecker operator or towing operator may impose the fee on behalf of the county or municipality, but such fee must only be remitted to the county or municipality after it has been collected;

- Provides that a wrecker operator or towing business who recovers, removes, or stores a vehicle or vessel must have a lien on the vehicle or vessel that includes the value of the administrative fee imposed by a county or municipality; and
- Requires tow-away zone notices to be placed within 10 feet from the "road" instead of within 5 feet from the "public right-of-way line."

The bill exempts Broward, Palm Beach, and Miami-Dade counties from the prohibition on imposing a fee or charge on an authorized wrecker operator or a towing business.

**Date signed by Governor:** Pending  
**Effective date:** October 1, 2020

### **SB 178: Public Financing of Construction Projects**

The bill requires a public entity that commissions or manages a construction project within the coastal building zone, using funds appropriated from the state, to conduct a sea level impact projection (SLIP) study prior to commencing construction. The Department of Environmental Protection (DEP) must establish, by rule, standards for the SLIP studies. The standards must:

- Use a systematic, interdisciplinary, and scientifically accepted approach in the natural sciences and construction design in conducting the study;
- Assess the flooding, inundation, and wave action damage risks relating to the coastal structure over its expected life or 50 years, whichever is less; and
- Provide alternatives for the coastal structure's design and siting, and how such alternatives would impact the risks identified in the SLIP, as well as the risk and cost associated with maintaining, repairing, and constructing the coastal structure.

The requirement to conduct a SLIP study prior to commencing construction is effective one year after DEP's rule is finalized and only applies to projects that commence after the rule is finalized.

SLIP studies must be conducted, submitted to DEP, and published on DEP's website for 30 days before construction can commence. DEP must publish and maintain a copy of all SLIP studies on its website for 10 years after receipt. The bill requires DEP to adopt rules as necessary to administer and enforce these requirements.

The bill authorizes DEP to bring a civil action to seek injunctive relief to cease construction, enforce the rules, or seek recovery of state funds expended on a coastal structure, if construction commences without compliance to the rules. The requirements of the bill may not be construed to create a cause of action for damages or otherwise authorize the imposition of penalties by a public entity for failure to implement what is contained in a SLIP study.

- Date signed by Governor: June 29, 2020
- Effective date: July 1, 2020

### **HB 279: Local Government Public Construction Works**

The bill reforms how local governments must estimate the projected costs of a public building construction project. Local governments must use a cost estimation formula when deciding whether to use a contractor to complete the project or if it is in the local government's best

interest to perform the project using its own services, employees, and equipment. The project cost estimation formula must include employee compensation and benefits, the cost of direct materials to be used in the construction of the project (including materials purchased by the local government), other direct costs, and an additional factor of 20 percent for management, overhead, and other indirect costs. Local governments must consider the same formula when determining the estimated cost of road and bridge construction and reconstruction projects performed with proceeds from the constitutional gas tax.

A local government constructing a public building using its own services, employees, and equipment must create a report summarizing the project constructed by the local government, which must be publicly reviewed each year by the local government. The Auditor General must also examine the project reports as part of his or her audits of local governments.

The bill also requires local governments issuing bidding documents or other requests for proposals to provide a list of all other governmental entities that may have additional permits or fees generated by a project.

- Date signed by Governor: June 30, 2020
- Effective date: July 1, 2020

### **HB 717: Space Florida Financing**

Space Florida has the authority to issue revenue bonds and raise revenue through the acquisition of debt, including securing bank loans. The bill revises that authority in a variety of ways, including making several conforming changes to relevant sections of Florida statute.

The bill relieves Space Florida of the requirement to notify the presiding officers and appropriations chairs of both houses of the Legislature before presenting a bond proposal to the Governor and Cabinet and the requirement for the Governor and Cabinet to approve the bond's issuance.

The bill clarifies that Space Florida is subject to the minimum credit-worthiness requirements in Florida statute (s. 189.051, F.S.). It also authorizes Space Florida to validate its bonds pursuant to ch. 75, F.S., which provides generally for government-issued bond validation. Additionally, the bill reduces the term for which Space Florida may issue a bond to 30 years.

- Date signed by Governor: June 29, 2020
- Effective date: July 1, 2020

### **HB 915: Commercial Service Airports**

The bill requires:

- The Auditor General to conduct an operational and financial audit of each large-hub commercial service airport at least once every seven years (defined as a publicly owned airport that has at least one percent of the annual passenger boardings in the United States as reported by the Federal Aviation Administration);
- Each member of the governing body of such airports to comply with financial disclosure requirements (as defined in state statute or constitution);
- The governing body of each commercial service airport to establish and maintain a website to post information relating to the operation of the airport;
- Commercial service airports to comply with statutorily defined procurement requirements for purchases exceeding \$65,000;

- Contracts must use a competitive sealed bid, proposal, or reply process (with exceptions) and must be posted (with redactions) on the airport website;
- After an opportunity for public comment, a governing body must approve, award, or ratify as a separate line item on its agenda each contract exceeding \$325,000;
- Members of a governing body and employees of a commercial service airport be subjected to Florida Code of Ethics for Public Officers and Employees related requirements.
  - Does not prohibit a county or municipal charter, ordinance, or resolution of the governing body from applying more stringent ethical standards;
  - Imposes on each member of a governing body annual ethics training requirements;
- Each commercial service airport, starting November 1, 2021, to annually submit approved budgets, federal financial reports, website links, and statutory compliance statements to the Florida Department of Transportation (FDOT);
  - The FDOT must annually review the information for accuracy and, starting January 15, 2022, submit a report summarizing commercial service airport compliance the provisions of law to the Governor, the President of the Senate, and the Speaker of the House of Representatives; and
  - The FDOT is prohibited from expending any funds allocated to the airport (unless the funds are pledged for debt service) until a commercial service airport demonstrates compliance.
- Date signed by Governor: Pending
- Effective date: October 1, 2020

### **HB 969: Broadband Internet Service**

The bill transfers the state's broadband program from the Department of Management Services (DMS) to the Department of Economic Opportunity (DEO), creating the Florida Office of Broadband within DEOs Division of Community Development. Specifically, the Florida Office of Broadband is directed to:

- Create a strategic plan to increase the use of broadband Internet service in Florida.
  - The plan must include a process to review and verify public input on broadband Internet transmission speeds and availability;
- Build and facilitate local technology planning teams, especially with community members from the areas of education, healthcare, business, tourism, agriculture, economic development, and local government;
- Encourage public use of Internet service through broadband grant programs; and
- Monitor, participate in, and provide input on Federal Communications Commission proceedings that are related to the geographic availability and deployment of broadband Internet in Florida.

The bill also provides that the Department of Transportation may, beginning in Fiscal Year 2022-2023, use up to \$5 million annually from the funds transferred to Florida's Turnpike Enterprise to the Multi-use Corridors of Regional Economic Significance (M-CORES) program for projects that assist in the development of broadband infrastructure within or adjacent to a multiuse corridor.

- Date signed by Governor: June 9, 2020
- Effective date: July 1, 2020

## **HB 971: Electric Bicycles**

The bill creates a definition for electric bicycles (e-bikes) within a three-tiered classification system and revises several related definitions. E-bike or e-bike operators are endowed with all the rights, privileges, and responsibilities of a bicycle or bicycle operator.

E-bikes are authorized to operate where bicycles are allowed, including, but not limited to, streets, highways, roadways, shoulders, bicycle lanes, and bicycle or multiuse paths. That said, the bill specifically states that nothing prevents local governments from regulating the operation of e-bikes on streets, highways, sidewalks, and sidewalk areas under the local government's jurisdiction or that a municipality, county, or agency of the state having jurisdiction over a bicycle path, multiuse path, or trail network from restricting or prohibiting the operation of an e-bike on such facilities;

Under the law, an e-bike or an e-bike operator is not subject to the provisions of law relating to financial responsibility, driver or motor vehicle licenses, vehicle registration, title certificates, off-highway motorcycles, or off-highway vehicles.

The bill also makes technical and conforming changes throughout related statutory provisions.

- Date signed by Governor: June 20, 2020
- Effective date: July 1, 2020

## **SB 7018: Essential State Infrastructure**

The bill contains various provisions relating to essential state infrastructure, including provisions relating to emergency staging areas, utility permit application processing for use of county or municipal rights-of-way, development of a recommended plan for electric vehicle charging stations along the State Highway System, and use of agricultural land subject to a conservation easement for construction of a public or private linear facility and right of access.

Specifically, the bill:

- Provides that a permit application by a county or municipality to use the right-of-way on any public road for a utility must be processed and acted upon within the expedited time frames of the “Advanced Wireless Infrastructure Deployment Act,” s. 337.401(7)(d)7.,8., and 9., F.S.;
- Authorizes the Florida Department of Transportation (FDOT) to plan, design, and construct staging areas for emergency response on the turnpike system. These areas are for the staging of emergency supplies, equipment, and personnel to facilitate the prompt provision of emergency assistance to the public in response to a declared state of emergency;
  - Directs the FDOT, in consultation with the Division of Emergency Management, to consider the extent to which a proposed site:
    - Is located in a geographic area that best facilitates the wide dissemination of emergency-related supplies and equipment;
    - Provides ease of access to major highways and other transportation facilities;
    - Is sufficiently large to accommodate the staging of a significant amount of emergency-related supplies and equipment;
    - Provides space in support of emergency preparedness and evacuation activities, such as fuel reserve capacity;

- Could be used during non-emergency periods for commercial motor vehicle parking and for other uses; and
    - Is consistent with other state and local emergency management considerations;
  - Authorizes the FDOT to acquire property necessary for such staging areas and requires the FDOT to give priority consideration to placement of such staging areas in counties with a population of 200,000 or less in which a multi-use corridor of regional significance is located;
  - Grants the FDOT power to authorize other uses of a staging area and requires that staging-area projects be included in the FDOT's work program;
- Requires the FDOT, in coordination with the Public Service Commission (PSC) and the Office of Energy within the Department of Agriculture and Consumer Services, and any other public or private entities as necessary or appropriate, to develop and recommend a master plan for the development of electric vehicle charging station infrastructure along the State Highway System;
  - The bill sets out a number of legislative findings and sets up a division of the workload between the FDOT and the PSC of goals and objectives of the recommended plan based on area of expertise. In this arrangement, the FDOT is responsible for the following goals and objectives:
    - Identifying the types or characteristics of possible locations for electric vehicle charging station infrastructure along the State Highway System to support a supply of electric vehicle charging stations that will accomplish the goals and objectives of this section, support both short-range and long-range electric vehicle travel, encourage the expansion of electric vehicle use in this state, and adequately serve evacuation routes in this state;
    - Identifying any barriers to the use of electric vehicles and electric vehicle charging station infrastructure both for short-range and long-range electric vehicle travel along the State Highway System;
    - Identifying an implementation strategy for expanding electric vehicle and charging station infrastructure use in this state;
    - Quantifying the loss of revenue to the State Transportation Trust Fund due to the current and projected future use of electric vehicles in this state and summarizing efforts of other states to address such revenue loss.
  - Authorizes the FDOT, the PSC, and the Office of Energy to agree to explore other issues deemed necessary or appropriate for purposes of the required report
  - Requires that the master plan be developed and submitted to the Governor, the President of the Senate, and the Speaker of the House of Representatives by July 1, 2021. The plan must include recommendations for legislation and may include other recommendations as determined by the FDOT. The bill also requires that the FDOT file a status report containing any preliminary recommendations, including recommendations for legislation to the Governor, the President of the Senate, and the Speaker of the House by December 1, 2020.
- Date signed by Governor: June 9, 2020
- Effective date: July 1, 2020

## Air Quality Monitoring: Ozone Attainment Status

**January - July**

**As of August 1, 2020**

Seminole State College (#C117-1002)		
Year	Fourth Highest 8-Hour Average (Displayed in Parts per Billion)	Date
2020	60	3-Apr
2019	62	28-May
2018	64	16-Mar
2017	67	27-May

2019 3-Year Attainment Average: 64

2020 Year-to-Date 3-Year Running Average: 62

Change 2

Osceola Co. Fire Station - Four Corners (#C097-2002)		
Year	Fourth Highest 8-Hour Average (Displayed in Parts per Billion)	Date
2020	60	22-Apr
2019	72	23-Mar
2018	67	10-May
2017	67	9-Apr

2019 3-Year Attainment Average: 69

2020 Year-to-Date 3-Year Running Average: 66

Change 3

Lake Isle Estates - Winter Park (#095-2002)		
Year	Fourth Highest 8-Hour Average (Displayed in Parts per Billion)	Date
2020	62	3-May
2019	65	28-May
2018	63	17-Mar
2017	65	27-May

2019 3-Year Attainment Average: 64

2020 Year-to-Date 3-Year Running Average: 63

Change 1

Skyview Drive (#L095-0010)		
Year	Fourth Highest 8-Hour Average (Displayed in Parts per Billion)	Date
2020	54	3-May
2019	61	21-Mar
2018	60	11-May
2017	68	8-May

2019 3-Year Attainment Average: 63

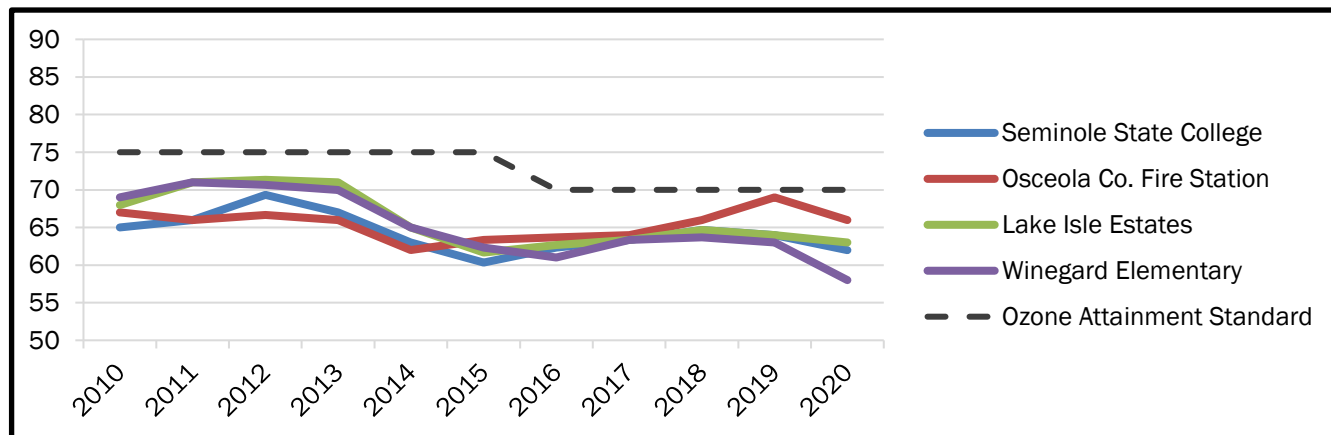
2020 Year-to-Date 3-Year Running Average: 58

Change 5

**NOTE:** The Winegard Elementary School site is currently non-operational; Skyview is replacement

## 10-Year Historic Ozone Attainment Status

*(Displayed in Parts per Billion)*

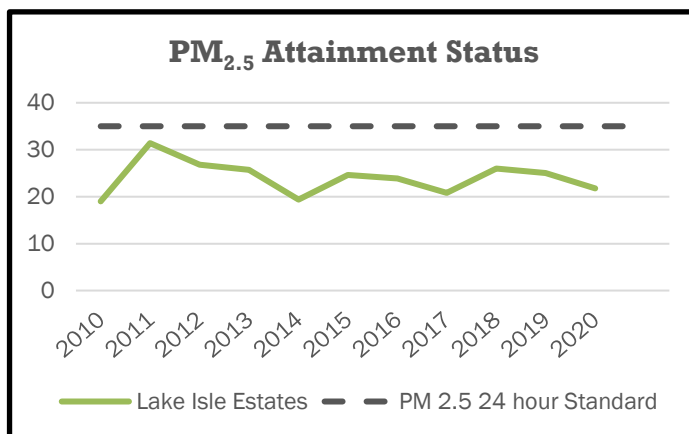




**Air Quality Monitoring: Particulate Matter 2.5 Attainment Status**  
*As of August 1, 2020*

Lake Isle Estates - Winter Park (#095-2002)		
Year	Daily Average PM <sub>2.5</sub> (micrograms per cubic meter)	Date
2020	22	15-Apr
2019	20	22-Jun
2018	23	15-Mar
2017	32	30-May

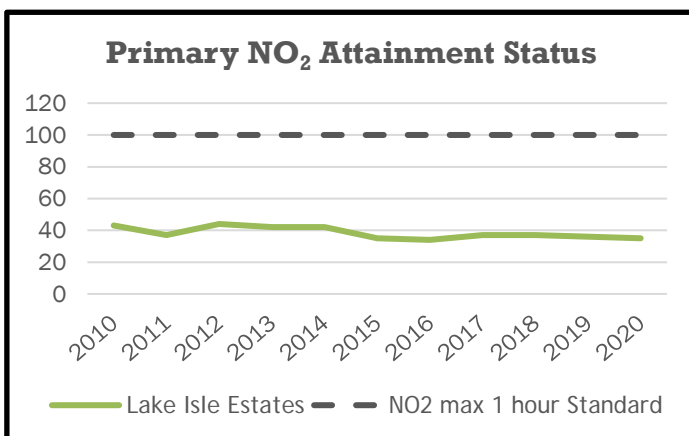
PM <sub>2.5</sub> 24 hour NAAQ Standard	35
98th percentile, 3 year average - 2020	22
98th percentile, 3 year average - 2019	25



**Air Quality Monitoring: Primary NO<sub>2</sub> Attainment Status**  
*As of August 1, 2020*

Lake Isle Estates - Winter Park (#095-2002)		
Year	Primary NO <sub>2</sub> max one hour average (Parts per Billion)	Date
2020	33	6-Jan
2019	31	22-Mar
2018	41	17-Apr
2017	37	1-Feb

NO <sub>2</sub> max 1 hour average NAAQ Standard	100
98th percentile, 3 year average - 2020	35
98th percentile, 3 year average - 2019	36



*Source: Florida Department of Environmental Protection*

**Revenue Estimating Conference**  
**Transportation Revenues**  
**Executive Summary**  
**August 7, 2020**

The Revenue Estimating Conference met on August 7, 2020, to consider the forecast of revenues flowing into the State Transportation Trust Fund (STTF). Including the estimates for FY 2020-21, overall revenues to the STTF during the work program period ending in FY 2025-26 were decreased by -\$1,485.8 million or about -5.7 percent.

For revenues from fuel taxes, the overall forecast was shaped by recent changes in all of the following: decreased consumption of motor fuel and other fuels (diesel, aviation and off-highway fuel) related to the effects of the Coronavirus outbreak and the associated lower economic expectations going forward; the projected fuel tax rates; technological advancements in fuel efficiency and the implementation of the Corporate Average Fuel Economy (CAFE) Standards; and aviation fuel refund activity. The projection for revenues from all types of fuel was decreased by -\$1,114.2 million or -6.8 percent over the entire work program. Within the total for fuel-related taxes, Highway Fuel Sales Tax saw the largest dollar decrease in the new forecast. These revenues were decreased by -\$699.1 million or -6.8 percent. Revenues from the SCETS fuel tax, Fuel Use Tax, Off-Highway Sales Tax, Aviation Fuel Tax, and Natural Gas Fuel Tax were also decreased relative to the previous forecast. A fallout of some of the other forecast changes, the Local Option Distribution over the work program was reduced by -\$15.3 million or -5.2 percent over the prior forecast.

Finally, the forecast for the Rental Car Surcharge was decreased by -\$121.7 million, or -13.9 percent. This reduction resulted primarily from the impact to tourism caused by the ongoing Coronavirus pandemic. Over the longer run, the increased use of alternatives to rental cars such as ride sharing services, destination-provided shuttles, and increased remote work options come more into play.

The forecasts for motor vehicle license and registration-related fees were previously adopted by the Highway Safety Licenses and Fees Conference held July 29, 2020. In this work program period, receipts to the STTF from motor vehicle related licenses and fees were decreased by -\$234.6 million or -2.8 percent over the entire work program. Motor Vehicle Licenses are down by -\$125.8 million, Initial Registrations are down -\$71.6 million, Title Fees are down -\$42.4 million, and Motor Carrier Compliance Penalties are down by -\$4.2 million over the work program period. The related transfers to the General Revenue Fund during the 2020-21 fiscal year were decreased by -\$9.4 million or -21.3%.

**Revenue Estimating Conference  
Revenues to State Transportation Trust Fund  
Forecast  
August 7, 2020**

**Table 1  
Revenue Summary**

	2018-19	2019-20	2020-21	2021-22	2022-23	2023-24	2024-25	2025-26	2026-27	2027-28	2028-29	2029-30
<b>Previous Forecast</b>												
January 10, 2020												
Highway Fuel Sales Tax	1489.7	1554.1	1594.2	1636.9	1676.7	1730.3	1779.5	1823.0	1872.6	1922.0	1971.4	
SCETS Tax	846.9	882.0	905.1	931.1	951.8	979.4	1006.5	1032.7	1058.1	1083.1	1112.2	
Off-Highway Fuel Sales Tax	17.3	14.1	12.8	13.3	14.3	15.3	16.2	17.2	18.1	18.9	19.7	
Aviation Fuel Tax	39.9	23.4	15.3	15.1	14.7	14.4	14.1	13.6	13.2	12.8	12.2	
Fuel Use Tax and Fees	9.7	10.2	10.4	10.5	10.6	10.8	10.9	11.0	11.1	11.2	11.3	
Natural Gas Fuel Tax	0.0	0.0	0.0	0.0	0.0	0.2	0.5	0.6	0.6	0.6	0.6	
<b>MVL -Related Amount (From HSMV Conference)</b>												
Motor Vehicle Licenses	659.8	796.6	825.1	833.7	844.7	855.3	865.2	873.7	882.3	890.9	899.6	
Initial Registration Fee	226.7	226.3	227.2	228.0	228.9	229.6	230.4	232.4	234.4	236.4	238.4	
Title Fees	311.4	312.1	312.7	313.8	314.9	316.0	317.3	318.3	319.3	320.3	321.3	
Motor Vehicle Compliance Penalties	14.1	14.2	14.4	14.5	14.6	14.7	14.8	14.9	15.0	15.1	15.3	
Transfer to General Revenue		-73.1	-44.1									
Subtotal	1212.0	1276.1	1335.3	1390.0	1403.1	1415.6	1427.7	1439.3	1451.0	1462.7	1474.6	
Rental Car Surcharge	142.4	141.2	142.5	143.9	145.6	147.2	148.8	150.5	152.1	153.8	155.5	
Local Option Distribution	46.5	48.2	48.7	49.0	49.3	49.5	49.7	49.8	49.9	50.0	50.1	
<b>Total</b>	<b>3804.5</b>	<b>3949.3</b>	<b>4064.3</b>	<b>4189.8</b>	<b>4266.1</b>	<b>4362.7</b>	<b>4453.9</b>	<b>4537.7</b>	<b>4626.7</b>	<b>4715.1</b>	<b>4807.6</b>	
<b>New Forecast</b>												
August 7, 2020												
Highway Fuel Sales Tax	1489.7	1467.1	1398.4	1519.8	1587.9	1637.8	1676.7	1720.9	1767.2	1815.7	1859.0	1905.8
SCETS Tax	846.9	838.5	795.0	861.9	900.5	930.5	952.8	977.6	997.8	1024.7	1050.7	1080.6
Off-Highway Fuel Sales Tax	17.3	14.1	12.4	13.9	14.7	14.9	15.2	15.6	16.2	16.7	17.0	17.2
Aviation Fuel Tax	39.9	23.3	5.5	8.9	16.6	17.6	18.1	18.3	18.6	18.8	19.0	19.3
Fuel Use Tax and Fees	9.7	6.0	4.0	7.2	7.5	7.7	7.8	7.9	8.0	8.1	8.2	8.2
Natural Gas Fuel Tax	0.0	0.0	0.0	0.0	0.0	0.2	0.5	0.5	0.6	0.6	0.6	0.6
<b>MVL -Related Amount (From HSMV Conference)</b>												
Motor Vehicle Licenses	659.8	768.0	790.0	810.9	822.9	836.9	849.3	861.9	872.9	884.0	895.2	906.5
Initial Registration Fee	226.7	210.6	210.0	214.8	217.7	219.5	220.8	222.1	224.6	227.1	229.6	232.1
Title Fees	311.4	303.9	302.8	306.3	308.4	309.7	311.0	312.4	313.6	314.9	316.1	317.4
Motor Vehicle Compliance Penalties	14.1	12.2	13.2	13.9	14.0	14.1	14.2	14.3	14.4	14.6	14.7	14.9
Transfer to General Revenue		-65.7	-34.7									
Subtotal	1212.0	1229.0	1281.3	1345.9	1363.0	1380.2	1395.3	1410.7	1425.5	1440.6	1455.6	1470.9
Rental Car Surcharge	142.4	128.3	92.5	112.4	131.0	138.4	140.4	142.1	144.0	145.6	147.4	149.1
Local Option Distribution	46.5	45.0	43.0	46.0	47.2	47.8	48.2	48.5	48.7	48.9	49.1	49.2
<b>Total</b>	<b>3804.5</b>	<b>3751.2</b>	<b>3632.1</b>	<b>3916.0</b>	<b>4068.4</b>	<b>4175.1</b>	<b>4255.0</b>	<b>4342.1</b>	<b>4426.6</b>	<b>4519.7</b>	<b>4606.6</b>	<b>4704.9</b>
<b>Difference</b>			-432.2	-273.8	-197.7	-187.6	-198.9	-195.6	-200.1	-195.4	-201.0	
<b>Cumulative Difference</b>			-432.2	-706.0	-903.7	-1091.3	-1290.2	-1485.8	-1685.9	-1881.3	-2082.3	

**Table 2**  
**Assumptions**

	2018-19	2019-20	2020-21	2021-22	2022-23	2023-24	2024-25	2025-26	2026-27	2027-28	2028-29	2029-30
<b>CPI, All Items, Local Government Fiscal Year</b>												
January 10, 2020	254.37	259.41	263.34	269.72	276.51	283.31	290.11	296.98	303.93	310.87	317.89	
% Change	1.86%	1.98%	1.52%	2.42%	2.52%	2.46%	2.40%	2.37%	2.34%	2.28%	2.26%	
<b>August 7, 2020</b>												
January 10, 2020	254.37	257.58	260.43	266.28	270.88	275.54	280.91	287.14	293.88	300.76	307.54	314.26
% Change	1.85%	1.26%	1.11%	2.25%	1.73%	1.72%	1.95%	2.22%	2.35%	2.34%	2.25%	2.19%
<b>Sales Tax, All Fuel, Calendar Year</b>												
January 10, 2020	14.10	14.30	14.60	14.80	15.20	15.60	15.90	16.30	16.70	17.10	17.50	
August 7, 2020	14.10	14.30	14.50	14.70	15.00	15.20	15.50	15.80	16.20	16.50	16.90	17.30
<b>Sales Tax, All Fuel, Fiscal Year Average</b>												
January 10, 2020	13.83	14.17	14.40	14.67	14.93	15.33	15.70	16.03	16.43	16.83	17.23	
August 7, 2020	13.83	14.17	14.37	14.57	14.80	15.07	15.30	15.60	15.93	16.30	16.63	17.03
<b>SCETS Tax Rate, Motor Fuel, Fiscal Year Average</b>												
January 10, 2020	7.67	7.83	7.97	8.13	8.27	8.47	8.67	8.87	9.07	9.27	9.50	
August 7, 2020	7.67	7.83	7.93	8.03	8.17	8.33	8.47	8.63	8.77	8.97	9.17	9.40
<b>SCETS Tax Rate, Special Fuel, Fiscal Year Average</b>												
January 10, 2020	7.67	7.83	7.97	8.13	8.27	8.47	8.67	8.87	9.07	9.27	9.50	
August 7, 2020	7.67	7.83	7.93	8.03	8.17	8.33	8.47	8.63	8.77	8.97	9.17	9.40
<b>Florida Pump Price</b>												
January 10, 2020	275.25	263.24	236.96	244.10	260.89	277.79	291.84	306.49	319.97	332.31	344.61	
% Change	3.70%	-4.37%	-9.98%	3.01%	6.88%	6.48%	5.06%	5.02%	4.40%	3.86%	3.70%	
<b>August 7, 2020</b>												
January 10, 2020	275.27	247.36	214.36	249.91	269.32	274.59	281.33	292.67	307.19	320.58	330.33	336.93
% Change	3.70%	-10.14%	-13.34%	16.58%	7.77%	1.96%	2.45%	4.03%	4.96%	4.36%	3.04%	2.00%
<b>Fleet Miles Per Gallon</b>												
January 10, 2020	22.70	23.13	23.57	24.01	24.47	24.96	25.47	26.01	26.57	27.14	27.72	
August 7, 2020	22.70	23.13	23.57	24.01	24.47	24.96	25.47	26.01	26.57	27.14	27.72	28.32
<b>Real Price Per Mile</b>												
January 10, 2020	4.79	4.41	3.84	3.79	3.88	3.95	3.97	3.99	3.99	3.96	3.93	
% Change	-0.20%	-7.93%	-12.97%	-1.11%	2.30%	1.86%	0.54%	0.45%	-0.15%	-0.62%	-0.73%	
<b>August 7, 2020</b>												
January 10, 2020	4.79	4.16	3.51	3.93	4.08	4.01	3.95	3.94	3.96	3.95	3.90	3.81
% Change	-0.20%	-13.14%	-15.59%	11.95%	3.84%	-1.69%	-1.46%	-0.27%	0.39%	-0.18%	-1.38%	-2.30%
<b>Aviation Fuel Tax Per Gallon</b>												
January 10, 2020	6.90	4.71	4.27	4.27	4.27	4.27	4.27	4.27	4.27	4.27	4.27	
August 7, 2020	6.90	4.71	4.27	4.27	4.27	4.27	4.27	4.27	4.27	4.27	4.27	4.27
<b>State and Local Natural Gas Fuel Tax Rate, Fiscal Year Average</b>												
January 10, 2020	0.00	0.00	0.00	0.00	0.00	23.90	24.03	24.43	24.87	25.33	25.77	
August 7, 2020	0.00	0.00	0.00	0.00	0.00	23.50	23.60	23.90	24.27	24.70	25.07	25.57

**Table 3**  
**Fuel Consumption**

	2018-19	2019-20	2020-21	2021-22	2022-23	2023-24	2024-25	2025-26	2026-27	2027-28	2028-29	2029-30
<b>Motor Fuel (Millions of Gallons)</b>												
January 10, 2020	9399.4	9629.6	9705.6	9770.0	9813.7	9844.9	9870.0	9881.2	9882.2	9880.0	9877.8	
% Change	1.54%	2.45%	0.79%	0.66%	0.45%	0.32%	0.26%	0.11%	0.01%	-0.02%	-0.02%	
August 7, 2020	9399.4	9026.7	8418.5	9077.1	9357.3	9477.9	9545.6	9595.5	9633.1	9658.3	9672.6	9683.8
% Change	1.54%	-3.97%	-6.74%	7.82%	3.09%	1.29%	0.71%	0.52%	0.39%	0.26%	0.15%	0.12%
<b>Diesel Fuel (Millions of Gallons)</b>												
January 10, 2020	1819.3	1856.5	1879.7	1902.6	1924.5	1945.7	1966.3	1987.0	2007.0	2027.1	2047.4	
% Change	1.83%	2.04%	1.25%	1.22%	1.15%	1.10%	1.06%	1.05%	1.01%	1.00%	1.00%	
August 7, 2020	1819.3	1844.6	1809.6	1867.7	1888.0	1908.1	1928.3	1948.6	1968.2	1987.9	2007.8	2027.9
% Change	1.83%	1.39%	-1.90%	3.21%	1.09%	1.06%	1.06%	1.05%	1.01%	1.00%	1.00%	1.00%
<b>Total Highway Fuel (Millions of Gallons)</b>												
January 10, 2020	11218.8	11486.1	11585.3	11672.7	11738.2	11790.6	11836.3	11868.1	11889.2	11907.1	11925.2	
% Change	1.59%	2.38%	0.86%	0.75%	0.56%	0.45%	0.39%	0.27%	0.18%	0.15%	0.15%	
August 7, 2020	11218.8	10871.4	10228.1	10944.8	11245.4	11386.0	11473.8	11544.1	11601.3	11646.2	11680.3	11711.7
% Change	1.59%	-3.10%	-5.92%	7.01%	2.75%	1.25%	0.77%	0.61%	0.50%	0.39%	0.29%	0.27%
<b>Aviation Fuel (Millions of Gallons)</b>												
January 10, 2020	817.7	1198.7	1284.4	1301.7	1319.0	1336.2	1353.5	1370.9	1388.6	1406.3	1424.2	
% Change	5.11%	46.58%	7.15%	1.35%	1.33%	1.30%	1.30%	1.28%	1.29%	1.28%	1.27%	
August 7, 2020	817.7	1107.3	770.4	965.1	1222.4	1299.0	1327.3	1346.2	1364.3	1381.8	1398.0	1413.5
% Change	5.11%	35.41%	-30.42%	25.26%	26.66%	6.26%	2.18%	1.43%	1.34%	1.28%	1.17%	1.11%

**Table 4**  
**Highway Fuel Sales Tax Revenues (\$ Millions)**

	2018-19	2019-20	2020-21	2021-22	2022-23	2023-24	2024-25	2025-26	2026-27	2027-28	2028-29	2029-30
<b>Gross Collections</b>												
January 10, 2020	1559.4	1627.2	1668.3	1712.0	1752.9	1807.9	1858.3	1902.9	1953.8	2004.4	2055.1	
August 7, 2020	1559.4	1541.9	1469.4	1594.3	1664.3	1715.5	1755.5	1800.9	1848.5	1898.3	1942.8	1994.9
<b>Refunds</b>												
January 10, 2020	29.5	32.7	33.4	34.2	35.1	36.2	37.2	38.1	39.1	40.1	41.1	
August 7, 2020	29.5	34.7	31.5	34.2	35.7	36.8	37.7	38.6	39.7	40.7	41.7	42.8
<b>DOR Administration</b>												
January 10, 2020	9.6	9.6	9.6	9.6	9.6	9.6	9.6	9.6	9.6	9.6	9.6	
August 7, 2020	9.6	9.7	9.7	9.7	9.7	9.7	9.7	9.7	9.7	9.7	9.7	9.7
<b>Transfer to Invasive Plant Control Trust Fund</b>												
January 10, 2020	6.3	6.3	6.3	6.3	6.3	6.3	6.3	6.3	6.3	6.3	6.3	
August 7, 2020	6.3	6.3	6.3	6.3	6.3	6.3	6.3	6.3	6.3	6.3	6.3	6.3
<b>Transfer to State Game Trust Fund</b>												
January 10, 2020	2.5	2.5	2.5	2.5	2.5	2.5	2.5	2.5	2.5	2.5	2.5	
August 7, 2020	2.5	2.5	2.5	2.5	2.5	2.5	2.5	2.5	2.5	2.5	2.5	2.5
<b>0.65% Transfer to Agriculture Emergency Trust Fund</b>												
January 10, 2020	8.4	8.6	8.9	9.1	9.3	9.6	9.8	10.0	10.3	10.5	10.8	
August 7, 2020	8.4	8.2	7.6	8.4	8.8	9.0	9.2	9.5	9.7	10.0	10.2	10.4
<b>Transfer to Marine Resources Conservation Trust Fund</b>												
January 10, 2020	13.4	13.4	13.4	13.4	13.4	13.4	13.4	13.4	13.4	13.4	13.4	
August 7, 2020	13.4	13.4	13.4	13.4	13.4	13.4	13.4	13.4	13.4	13.4	13.4	13.4
<b>Net Transfer to STTF</b>												
January 10, 2020	1489.7	1554.1	1594.2	1636.9	1676.7	1730.3	1779.5	1823.0	1872.6	1922.0	1971.4	
August 7, 2020	1489.7	1467.1	1398.4	1519.8	1587.9	1637.8	1676.7	1720.9	1767.2	1815.7	1859.0	1909.8

**Table 5**  
**SCETS Tax Revenues (\$ Millions)**

	2018-19	2019-20	2020-21	2021-22	2022-23	2023-24	2024-25	2025-26	2026-27	2027-28	2028-29	2029-30
<b>Gross Collections</b>												
January 10, 2020	861.4	899.7	923.0	949.4	970.4	998.3	1025.8	1052.3	1078.0	1103.4	1132.9	
August 7, 2020	861.4	856.4	811.4	879.2	918.4	948.8	971.5	996.6	1017.0	1044.3	1070.7	1100.9
<b>Refunds</b>												
January 10, 2020	4.3	7.3	7.4	7.6	7.8	8.0	8.2	8.4	8.6	8.8	9.1	
August 7, 2020	4.3	7.8	6.6	7.1	7.4	7.7	7.9	8.1	8.2	8.5	8.7	8.9
<b>DOR Administration</b>												
January 10, 2020	5.5	5.5	5.5	5.5	5.5	5.5	5.5	5.5	5.5	5.5	5.5	
August 7, 2020	5.5	5.5	5.5	5.5	5.5	5.5	5.5	5.5	5.5	5.5	5.5	5.5
<b>0.65% Transfer to Agriculture Emergency Trust Fund</b>												
January 10, 2020	4.6	4.9	5.0	5.2	5.3	5.4	5.6	5.7	5.8	6.0	6.1	
August 7, 2020	4.6	4.6	4.3	4.7	5.0	5.1	5.3	5.4	5.5	5.6	5.8	5.9
<b>Net Transfer to STTF</b>												
January 10, 2020	846.9	882.0	905.1	931.1	951.8	979.4	1006.5	1032.7	1058.1	1083.1	1112.2	
August 7, 2020	846.9	838.5	795.0	861.9	900.5	930.5	952.8	977.6	997.8	1024.7	1050.7	1080.6

**Table 6**  
**Other Fuel Tax Revenues (\$ Millions)**

	2018-19	2019-20	2020-21	2021-22	2022-23	2023-24	2024-25	2025-26	2026-27	2027-28	2028-29	2029-30
<b>Off Highway Fuel Gross Collections and STTF</b>												
January 10, 2020	17.3	14.1	12.8	13.3	14.3	15.3	16.2	17.2	18.1	18.9	19.7	
% Change	30.08%	-18.50%	-9.22%	3.91%	7.52%	6.99%	5.88%	6.17%	5.23%	4.42%	4.23%	
August 7, 2020	17.3	14.1	12.4	13.9	14.7	14.9	15.2	15.6	16.2	16.7	17.0	17.2
% Change	30.08%	-18.74%	-11.79%	12.10%	5.76%	1.36%	2.01%	2.63%	3.85%	3.09%	1.80%	1.18%
<b>Aviation Fuel</b>												
Gross Collections	56.4	56.4	54.8	55.6	56.3	57.1	57.8	58.5	59.3	60.1	60.8	
January 10, 2020	56.4	50.9	32.9	41.2	52.2	55.5	56.7	57.5	58.3	59.0	59.7	60.4
August 7, 2020												
<b>Refunds</b>												
January 10, 2020	12.8	30.7	38.0	39.0	40.1	41.2	42.3	43.5	44.7	46.0	47.3	
August 7, 2020	12.8	25.2	26.7	31.3	33.9	36.1	36.8	37.4	37.9	38.4	38.8	39.2
<b>DOR Administration</b>												
January 10, 2020	0.2	0.2	0.2	0.2	0.2	0.2	0.2	0.2	0.2	0.2	0.2	
August 7, 2020	0.2	0.2	0.2	0.2	0.2	0.2	0.2	0.2	0.2	0.2	0.2	0.2
<b>GR Service Charge</b>												
January 10, 2020	3.5	2.1	1.3	1.3	1.3	1.3	1.2	1.2	1.2	1.1	1.1	
August 7, 2020	3.5	2.2	0.5	0.8	1.5	1.6	1.6	1.6	1.6	1.6	1.7	1.7
<b>Net Transfer to STTF</b>												
January 10, 2020	39.9	23.4	15.3	15.1	14.7	14.4	14.1	13.6	13.2	12.8	12.2	
August 7, 2020	39.9	23.3	5.5	8.9	16.6	17.6	18.1	18.3	18.6	18.8	19.0	19.3



Table 7

## Special Fuel Use Tax and Fees

	2018-19	2019-20	2020-21	2021-22	2022-23	2023-24	2024-25	2025-26	2026-27	2027-28	2028-29	2029-30
Beginning Balance (\$ Millions)	4.4	4.7	2.6	2.6	2.6	2.6	2.6	2.6	2.6	2.6	2.6	2.6
<b>Registrations and Permits Issued</b>												
Registrations	68,618	62,675	53,452	62,634	64,567	65,399	65,866	66,211	66,470	66,644	66,742	66,820
Emergency and Trip Permits	10,510	7,985	6,336	7,943	8,188	8,293	8,353	8,396	8,429	8,451	8,464	8,474
<b>Registrations and Permits Collections (\$ Millions)</b>												
Registration Fees	0.3	0.3	0.2	0.3	0.3	0.3	0.3	0.3	0.3	0.3	0.3	0.3
Emergency and Trip Fees	0.5	0.4	0.3	0.4	0.4	0.4	0.4	0.4	0.4	0.4	0.4	0.4
Total Fees and Permits	0.7	0.6	0.5	0.6	0.6	0.6	0.6	0.6	0.6	0.6	0.6	0.6
<b>Use Tax Collections (\$ Millions)</b>												
Use Tax	20.1	16.7	13.1	16.6	17.1	17.3	17.4	17.5	17.6	17.6	17.6	17.6
Refunds and Reserve	1.0	0.6	0.7	0.6	0.6	0.6	0.6	0.6	0.6	0.6	0.6	0.6
Net Use Tax	19.1	16.1	12.4	16.0	16.5	16.7	16.8	16.9	17.0	17.0	17.0	17.0
<b>Total Revenue</b>	20.9	17.3	13.6	17.2	17.7	17.9	18.0	18.1	18.2	18.2	18.2	18.2
<b>Other Jurisdictions</b>	0.3	1.4	1.1	1.4	1.4	1.4	1.4	1.4	1.4	1.4	1.4	1.4
<b>Ending Fund Balance</b>	4.7	2.6	2.6	2.6	2.6	2.6	2.6	2.6	2.6	2.6	2.6	2.6
<b>Net to be Distributed</b>	19.5	15.3	11.8	15.2	15.7	15.9	16.0	16.1	16.2	16.2	16.2	16.2
<b>Administrative Costs, net of GR Service Charge</b>	3.9	5.4	5.4	3.9	3.9	3.9	3.9	3.9	3.9	3.9	3.9	3.9
<b>Distributions</b>												
S.T.T.F.	9.7	6.0	4.0	7.2	7.5	7.7	7.8	7.9	8.0	8.1	8.2	8.2
Constitutional Gas Tax (2 cents)	1.3	1.1	0.4	0.6	0.7	0.7	0.7	0.7	0.7	0.6	0.6	0.6
County Gas Tax (1 cent)	0.4	0.2	0.2	0.3	0.3	0.3	0.3	0.3	0.3	0.3	0.3	0.3
Municipal Gas Tax (1 cent)	0.4	0.2	0.2	0.3	0.3	0.3	0.3	0.3	0.3	0.3	0.3	0.3
Local Option Tax (1-to-5 cents and 1-to-6 cent)	3.1	1.8	1.3	2.2	2.3	2.3	2.3	2.3	2.3	2.2	2.2	2.2
Pollutants Tax	0.9	0.5	0.4	0.7	0.7	0.7	0.7	0.7	0.7	0.7	0.7	0.6
General Rev Service Charge	0.0	0.0	0.0	0.0	0.0	0.0	0.0	0.0	0.0	0.0	0.0	0.0

**Table 8**  
**\$2.00 Rental Car Fees**

	2018-19	2019-20	2020-21	2021-22	2022-23	2023-24	2024-25	2025-26	2026-27	2027-28	2028-29	2029-30
<b>Total Collections (\$ Millions)</b>												
January 10, 2020	195.0	193.5	195.3	197.3	199.4	201.6	203.8	206.1	208.4	210.6	212.9	
August 7, 2020	195.0	176.0	127.3	154.3	179.7	189.8	192.4	194.8	197.2	199.5	201.9	204.2
<b>Administrative Fees (\$ Millions)</b>												
January 10, 2020	1.5	1.5	1.5	1.5	1.5	1.5	1.5	1.5	1.5	1.5	1.5	
August 7, 2020	1.5	1.5	1.5	1.5	1.5	1.5	1.5	1.5	1.5	1.5	1.5	1.5
<b>GR Service Charges (\$ Millions)</b>												
January 10, 2020	15.6	15.5	15.6	15.8	16.0	16.1	16.3	16.5	16.7	16.8	17.0	
August 7, 2020	15.6	14.1	10.2	12.3	14.4	15.2	15.4	15.6	15.8	16.0	16.2	16.3
<b>Net to Be Distributed (\$ Millions)</b>												
January 10, 2020	177.9	176.5	178.2	180.0	181.9	184.0	186.0	188.1	190.2	192.3	194.4	
August 7, 2020	177.9	160.4	115.6	140.5	163.8	173.1	175.5	177.7	179.9	182.0	184.2	186.4
<b>Tourism Promotion Trust Fund (\$ Millions)</b>												
January 10, 2020	28.0	27.8	28.1	28.4	28.6	29.0	29.3	29.6	30.0	30.3	30.6	
August 7, 2020	28.0	25.3	18.2	22.1	25.8	27.3	27.6	28.0	28.3	28.7	29.0	29.4
<b>Florida International Trade &amp; Promotion TF (\$ Millions)</b>												
January 10, 2020	7.6	7.5	7.6	7.7	7.7	7.8	7.9	8.0	8.1	8.2	8.3	
August 7, 2020	7.6	6.8	4.9	6.0	7.0	7.4	7.5	7.6	7.6	7.7	7.8	7.9
<b>STTF (\$ Millions)</b>												
January 10, 2020	142.4	141.2	142.5	143.9	145.6	147.2	148.8	150.5	152.1	153.8	155.5	
August 7, 2020	142.4	128.3	92.5	112.4	131.0	138.4	140.4	142.1	144.0	145.6	147.4	149.1

**Table 9**  
**Local Option Taxes Subject to Service Charges**

	2018-19	2019-20	2020-21	2021-22	2022-23	2023-24	2024-25	2025-26	2026-27	2027-28	2028-29	2029-30
<b>Motor Fuel Gallons (Thousands)</b>												
January 10, 2020	9399.4	9629.6	9705.6	9770.0	9813.7	9844.9	9870.0	9881.2	9882.2	9880.0	9877.8	
August 7, 2020	9399.4	9026.7	8418.5	9077.1	9357.3	9477.9	9545.6	9595.5	9633.1	9658.3	9672.6	9683.8
<b>Diesel Fuel Gallons (Thousands)</b>												
January 10, 2020	1819.3	1856.5	1879.7	1902.6	1924.5	1945.7	1966.3	1987.0	2007.0	2027.1	2047.4	
August 7, 2020	1819.3	1844.6	1809.6	1867.7	1888.0	1908.1	1928.3	1948.6	1968.2	1987.9	2007.8	2027.9
<b>Local Tax Rate Subject to Allocation to STTF (Cents per Gallon)</b>												
January 10, 2020	6.0	6.0	6.0	6.0	6.0	6.0	6.0	6.0	6.0	6.0	6.0	
August 7, 2020	6.0	6.0	6.0	6.0	6.0	6.0	6.0	6.0	6.0	6.0	6.0	6.0
<b>Motor Fuel Tax Rate Subject to GR Service Charge (Cents per Gallon)</b>												
January 10, 2020	2.8	2.9	2.9	2.9	2.9	2.9	2.9	2.9	2.9	2.9	2.9	
August 7, 2020	2.8	2.9	2.9	2.9	2.9	2.9	2.9	2.9	2.9	2.9	2.9	2.9
<b>Local Option Service Charge Revenue to STTF (\$ Millions)</b>												
January 10, 2020	46.5	48.2	48.7	49.0	49.3	49.5	49.7	49.8	49.9	50.0	50.1	
August 7, 2020	46.5	45.0	43.0	46.0	47.2	47.8	48.2	48.5	48.7	48.9	49.1	49.2
<b>Local Option Service Charge Revenue to GR (\$ Millions)</b>												
January 10, 2020	21.3	22.1	22.7	22.8	22.9	23.0	23.1	23.1	23.1	23.1	23.1	
August 7, 2020	21.3	20.8	19.7	21.2	21.9	22.1	22.3	22.4	22.5	22.6	22.6	22.6

Note: Local Option Fuel Taxes Include Local Option Fuel Tax ( 1 to 6 Cents), Local Option Motor Fuel Tax (1 to 5 Cents), and Ninth Cent Fuel Tax.

**Table 10**  
**Fuel Tax Distributions to Local Government (\$ Millions)**

	2018-19	2019-20	2020-21	2021-22	2022-23	2023-24	2024-25	2025-26	2026-27	2027-28	2028-29	2029-30
<b>Highway Fuel Tax</b>												
Constitutional Fuel Tax (2 Cents)	224.4	217.5	204.6	218.9	224.9	227.7	229.5	230.9	232.0	232.9	233.6	234.2
County Fuel Tax (1 Cent)	98.9	95.8	90.1	96.4	99.0	100.2	101.0	101.6	102.1	102.5	102.8	103.1
Municipal Fuel Tax (1 Cent)	100.1	97.0	91.3	97.7	100.4	101.7	102.5	103.1	103.6	104.0	104.3	104.6
<b>Fuel Use Tax and Fees</b>												
Constitutional Fuel Tax (2 Cents)	1.3	1.1	0.4	0.6	0.7	0.7	0.7	0.7	0.7	0.6	0.6	0.6
County Fuel Tax (1 Cent)	0.4	0.2	0.2	0.3	0.3	0.3	0.3	0.3	0.3	0.3	0.3	0.3
Municipal Fuel Tax (1 Cent)	0.4	0.2	0.2	0.3	0.3	0.3	0.3	0.3	0.3	0.3	0.3	0.3
<b>Natural Gas Fuel Tax</b>												
Constitutional Fuel Tax (2 Cents)	0.0	0.0	0.0	0.0	0.0	0.0	0.1	0.1	0.1	0.1	0.1	0.1
County Fuel Tax (1 Cent)	0.0	0.0	0.0	0.0	0.0	0.0	0.0	0.0	0.0	0.0	0.0	0.0
Municipal Fuel Tax (1 Cent)	0.0	0.0	0.0	0.0	0.0	0.0	0.0	0.0	0.0	0.0	0.0	0.0
<b>Total Fuel Taxes</b>												
Constitutional Fuel Tax (2 Cents)	225.7	218.6	205.0	219.5	225.6	228.4	230.3	231.7	232.8	233.6	234.3	234.9
County Fuel Tax (1 Cent)	99.3	96.0	90.3	96.7	99.3	100.5	101.3	101.9	102.4	102.8	103.1	103.4
Municipal Fuel Tax (1 Cent)	100.5	97.2	91.5	98.0	100.7	102.0	102.8	103.4	103.9	104.3	104.6	104.9

Note: Dollar figures shown are net of service charges, administrative costs, refunds and dealer allowances.

**Table 11**  
**Pollutants Tax**

	2018-19	2019-20	2020-21	2021-22	2022-23	2023-24	2024-25	2025-26	2026-27	2027-28	2028-29	2029-30
<b>Coastal Protections</b>												
January 10, 2020	6.3	6.5	6.5	6.6	6.6	6.6	6.6	6.6	6.6	6.6	6.6	
% Change	2.77%	2.22%	0.78%	1.54%	0.00%	0.00%	0.00%	0.00%	0.00%	0.00%	0.00%	
<b>August 7, 2020</b>	6.3	5.9	5.4	5.8	6.1	6.2	6.3	6.3	6.3	6.3	6.3	6.3
% Change	2.77%	-6.66%	-8.32%	7.41%	5.17%	1.64%	1.61%	0.00%	0.00%	0.00%	0.00%	0.00%
<b>Water Quality</b>												
January 10, 2020	18.2	18.7	19.0	19.2	19.3	19.4	19.5	19.6	19.7	19.8	19.9	
% Change	6.57%	2.97%	1.60%	1.05%	0.52%	0.52%	0.52%	0.51%	0.51%	0.51%	0.51%	
<b>August 7, 2020</b>	18.2	16.3	14.9	16.1	16.9	17.2	17.4	17.5	17.6	17.7	17.8	17.9
% Change	6.57%	-10.35%	-8.48%	8.05%	4.97%	1.78%	1.16%	0.57%	0.57%	0.57%	0.56%	0.56%
<b>Lead Acid Battery Fee</b>												
January 10, 2020	11.2	11.6	11.8	11.9	12.0	12.1	12.2	12.3	12.4	12.5	12.6	
% Change	-3.96%	3.24%	1.72%	0.85%	0.84%	0.83%	0.83%	0.82%	0.81%	0.81%	0.80%	
<b>August 7, 2020</b>	11.2	12.2	12.5	12.8	13.0	13.2	13.4	13.6	13.7	13.8	13.9	14.0
% Change	-3.96%	8.93%	2.12%	2.40%	1.56%	1.54%	1.52%	1.49%	0.74%	0.73%	0.72%	0.72%
<b>Inland Protection</b>												
January 10, 2020	235.6	241.2	243.3	245.1	246.5	247.6	248.6	249.3	249.7	250.1	250.5	
% Change	5.88%	2.39%	0.87%	0.74%	0.57%	0.45%	0.40%	0.28%	0.16%	0.16%	0.16%	
<b>Motor Fuel Related</b>	183.5	187.9	189.5	190.9	192.0	192.9	193.7	194.2	194.5	194.8	195.1	
Diesel Fuel Related	31.5	32.3	32.6	32.8	33.0	33.1	33.3	33.4	33.4	33.5	33.5	
Aviation Fuel Related	19.3	19.7	19.9	20.0	20.2	20.3	20.3	20.4	20.4	20.5	20.5	
Other	1.3	1.3	1.3	1.4	1.3	1.3	1.3	1.3	1.4	1.3	1.4	
<b>August 7, 2020</b>	235.6	214.6	201.9	216.0	221.9	224.7	226.4	227.8	228.9	229.8	230.5	231.1
% Change	5.88%	-8.92%	-5.90%	6.98%	2.73%	1.26%	0.76%	0.62%	0.48%	0.39%	0.30%	0.26%
<b>Motor Fuel Related</b>	183.5	167.1	157.3	168.3	172.9	175.0	176.4	177.5	178.3	179.0	179.6	180.0
Diesel Fuel Related	31.5	28.7	27.0	28.9	29.7	30.1	30.3	30.5	30.6	30.7	30.8	30.9
Aviation Fuel Related	19.3	17.6	16.5	17.7	18.2	18.4	18.5	18.6	18.7	18.8	18.9	18.9
Other	1.3	1.2	1.1	1.1	1.1	1.2	1.2	1.2	1.3	1.3	1.2	1.3
<b>Total Collections</b>												
January 10, 2020	271.3	278.0	280.6	282.8	284.4	285.7	286.9	287.8	288.4	289.0	289.6	
% Change	5.41%	2.46%	0.95%	0.78%	0.57%	0.46%	0.42%	0.31%	0.21%	0.21%	0.21%	
<b>August 7, 2020</b>	271.3	249.0	234.7	250.7	257.9	261.3	263.5	265.2	266.5	267.6	268.5	269.3
% Change	5.41%	-8.22%	-5.73%	6.82%	2.87%	1.32%	0.84%	0.65%	0.49%	0.41%	0.34%	0.30%

Note: Distribution net of refunds, GR Service Charge and Administrative Costs. Collection amounts are based on the projected gallonage of motor fuel, diesel and aviation fuel, with the exception of the Lead Acid Battery Fee which is calculated using the Automobile Forecast from the Highway Safety Motor Vehicle Conference

**Table 12**  
**Natural Gas Fuel**

	2018-19	2019-20	2020-21	2021-22	2022-23	2023-24	2024-25	2025-26	2026-27	2027-28	2028-29	2029-30
<b>Natural Gas Fuel Taxable Units (Millions)</b>												
January 10, 2020	0.0	0.0	0.0	0.0	0.0	1.1	3.3	3.4	3.4	3.4	3.5	
% Change							203.18%	1.05%	1.01%	1.00%	1.00%	
August 7, 2020	0.0	0.0	0.0	0.0	0.0	1.1	3.3	3.4	3.4	3.4	3.5	3.5
% Change							203.18%	1.05%	1.01%	1.00%	1.00%	1.00%
<b>Natural Gas Fuel Gross Collections (\$ Millions)</b>												
January 10, 2020	0.0	0.0	0.0	0.0	0.0	0.2	0.8	0.9	0.9	0.9	0.9	
August 7, 2020	0.0	0.0	0.0	0.0	0.0	0.2	0.8	0.8	0.9	0.9	0.9	0.9
<b>Local Alt. Fuel Clearing Fund</b>												
January 10, 2020	0.0	0.0	0.0	0.0	0.0	0.0	0.1	0.1	0.1	0.1	0.1	
August 7, 2020	0.0	0.0	0.0	0.0	0.0	0.0	0.1	0.1	0.1	0.1	0.1	0.1
<b>State Alt. Fuel Clearing Fund</b>												
January 10, 2020	0.0	0.0	0.0	0.0	0.0	0.2	0.7	0.8	0.8	0.8	0.8	
Total	0.0	0.0	0.0	0.0	0.0	0.0	0.1	0.1	0.1	0.1	0.1	
Refunds, Tax Allowance, and GR Service Charge	0.0	0.0	0.0	0.0	0.0	0.0	0.1	0.1	0.1	0.1	0.1	
Distributions to Local Government	0.0	0.0	0.0	0.0	0.0	0.0	0.1	0.1	0.1	0.1	0.1	
State Transportation Trust Fund	0.0	0.0	0.0	0.0	0.0	0.2	0.5	0.6	0.6	0.6	0.6	
August 7, 2020												
Total	0.0	0.0	0.0	0.0	0.0	0.2	0.7	0.7	0.8	0.8	0.8	0.8
Refunds, Tax Allowance, and GR Service Charge	0.0	0.0	0.0	0.0	0.0	0.0	0.1	0.1	0.1	0.1	0.1	0.1
Distributions to Local Government	0.0	0.0	0.0	0.0	0.0	0.0	0.1	0.1	0.1	0.1	0.1	0.1
State Transportation Trust Fund	0.0	0.0	0.0	0.0	0.0	0.2	0.5	0.5	0.6	0.6	0.6	0.6