



# Path to Safety

## Central Florida

A Transportation Activity Book



BE SAFE!

BROUGHT TO YOU BY:



metroplan orlando  
A REGIONAL TRANSPORTATION PARTNERSHIP



VISION ZERO  
CENTRAL FLORIDA

Keep Our  
Region

# Safe


ZERO Traffic Deaths

★ Sanford

EIOE  
COUNTY

RNE  
COUNTY

★ Orlando




Go  
Slow

No One  
Gets Hurt



★ Kissimmee


OCOA  
COUNTY



Avoid Crashes



Look  
Both Ways



# Vision Zero:

## Let's All Do Our Part for Safety

Everybody in Central Florida is going somewhere, and we all want to arrive safely. Nobody should die or get badly hurt just trying to get around - even if they make a mistake. This is what we mean by **Vision Zero**: Zero deaths or serious injuries on our roads.

To do this we need vehicles, drivers, and roads that are all as safe as possible. We are all responsible for making sure that everyone stays safe -- whether we are driving, walking, riding a bicycle, or zipping along on a scooter. This book will show you some ways you can be a Vision Zero Hero and make Central Florida safer.



### What do these signs mean?

Have you ever seen one of these beside the road? It is called a memorial marker.

These round signs say "DRIVE SAFELY" and then the name of a person who died in a traffic crash. Sometimes there are flowers or other things near them. Memorial markers are put there by people who want us to know about and remember loved ones who died on the roads - and to ask us all to be careful.



Can you do the safety math?



**A crash happens about every 8 minutes in Central Florida.**

**How many crashes happen in an hour?\***

(Hint: 1 hour = 60 minutes)  
 $60 \text{ minutes} \div 8 \text{ minutes} = \underline{\hspace{2cm}}$   
(# of crashes per hour)

**How many crashes happen in a day?\*\*\***

$\underline{\hspace{2cm}}$  (# of crashes in an hour)  
 $\times 24 \text{ hours in a day} = \underline{\hspace{2cm}}$   
(# of crashes in a day)



\*About 7.5 crashes every hour. \*\*180 crashes every day.

# Build **Good** Safety

## Pay Attention to What You're Doing



### Helmets

Everyone who rides a bike or scooter should wear a good-fitting helmet, and if you are younger than 16, **it's the law.**

### Face it:

Your head is no match for the pavement on the road or sidewalk. If you fall, you'll get hurt.

## Fill in the Box

How can you pay more attention and be safer at each of these times?

When going to school

When playing in the neighborhood

When traveling with your family

---

---

---

---

---

---

---

---

---

---

---

---

---

---

---

# Habits Now

## and What's Going on Around You

### Watch the Road

You need to keep eyes and ears on the road at all times. Don't get distracted by devices or conversations. **Keep the earphones off** until you have safely arrived.



### Seatbelts

Drivers and passengers must buckle up on the road -- no matter how short the trip or where you sit in the vehicle. When crashes happen, **your seatbelt can save your life**. Many people who aren't wearing seatbelts when a crash happens get badly injured!



Safety is important for **everyone** — everywhere we go. Even before you learn to drive, you need to know how to stay safe when walking or riding a bicycle, skateboard or scooter.

# Safety

It's Our #1 Priority

## Identify & match the traffic sign graphic

Draw a line from the picture to the matching definition.

1.  **STOP**  
 Stop, and look both ways. Continue only when safe.

2.  **YIELD**  
 Slow down. Be ready to stop for other traffic.

3.  **WALK**  
 You can cross the street in this direction.

4.  **DON'T WALK**  
 Don't cross yet. Wait for a "Walk" signal.

5.  **RAILROAD CROSSING**  
 Tracks are nearby. Watch for trains, and stay clear.

## Word Search

See if you can find these words in the puzzle:

- CAUTION
- HELMET
- YIELD
- CROSS
- LIGHT
- GUARD
- SIGNAL


H	E	D	U	T	G	L	N
L	E	X	L	U	I	O	S
I	L	L	A	E	I	S	S
G	I	R	M	T	I	R	O
H	D	W	U	E	P	Y	R
T	Q	A	C	Q	T	L	C
U	C	S	I	G	N	A	L

# Who Does This to Stay Safe?

Use the clues to fill in the words on the puzzle

## Look for:

CROSSING      RIDERS  
 DRIVER        WALKERS  
 EVERYONE     YOU



### DOWN

1. Obey the speed limit on the road
3. \_\_\_\_\_ guards stop traffic near schools
4. Pay attention to everything that's happening at all times


### ACROSS

2. Wear helmets to protect their heads when on a bike or scooter
5. Buckle your seatbelt
6. Use crosswalks to cross busy streets

Answers: Driver; 2. Riders; 3. Crossing; 4. You; 5. Everyone; 6. Walkers

## Count The Zeros

Zero (0) is an important number, even though it means none. Zero (0) is our goal for traffic deaths in Central Florida - because we want none. So, always keep zero (0) in mind. How many zeros (0) can you find in this picture?



Answer: 52 zeros (not counting the eyes)



metroplan orlando  
A REGIONAL TRANSPORTATION PARTNERSHIP



**VISION ZERO**  
CENTRAL FLORIDA

# Contact Us



[VisionZeroCFL.gov](http://VisionZeroCFL.gov)  
[VisionZero@MetroPlanOrlando.gov](mailto:VisionZero@MetroPlanOrlando.gov)

©2024 Copyright MetroPlan Orlando.